THIS DRAWING IS UNPUBLISHED.
VERTRAULICHE UNVEROEFFENTLICHTE ZEICHNUNG
RELEASED FOR PUBLICATION
FREI FUER VEROEFFENTLICHUNG ,1976.
© COPYRIGHT 1976 BY AMP INCORPORATED. ALL RIGHTS RESERVED.
ALLE RECHTE VORBEHALTEN

MATED WITH:
PASSEND ZU:
–

LOC	DIST
A1	–

PROJEKT NR.: 92-9802

POSITIONS OF LOCKING DEVICE CHANGED CONDITIONAL OF PRODUCTION.
KNUPS LOCK ACCORDING ON THE LEFT OR RIGHT SIDE WITH PIN HEADER.

RAST-NOPPENSTELLUNG WECHSELT PRODUKTIONSBEDINGT.
NOPPEN VERRASTEN ENTSPRECHEND LINKS ODER RECHTS MIT STIFTLEISTE.

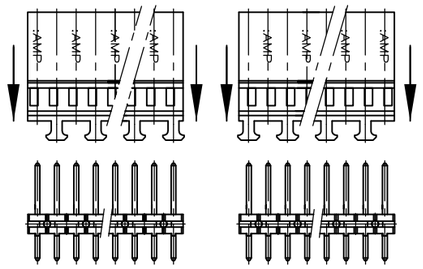

REVISIONS
AENDERUNGEN

P	LTR	DESCRIPTION BESCHREIBUNG	DATE	DWN	APVD
	R1	AUSFüHRUNG 3-925430-2 WIRD UNGüLTIG	29.04.2002	W.T.	M.S.
	R2	REVISED PER ECO-09-024717	10NOV09	KK	AEG
	R3	ECR-10-000005	11FEB10	RK	SRE

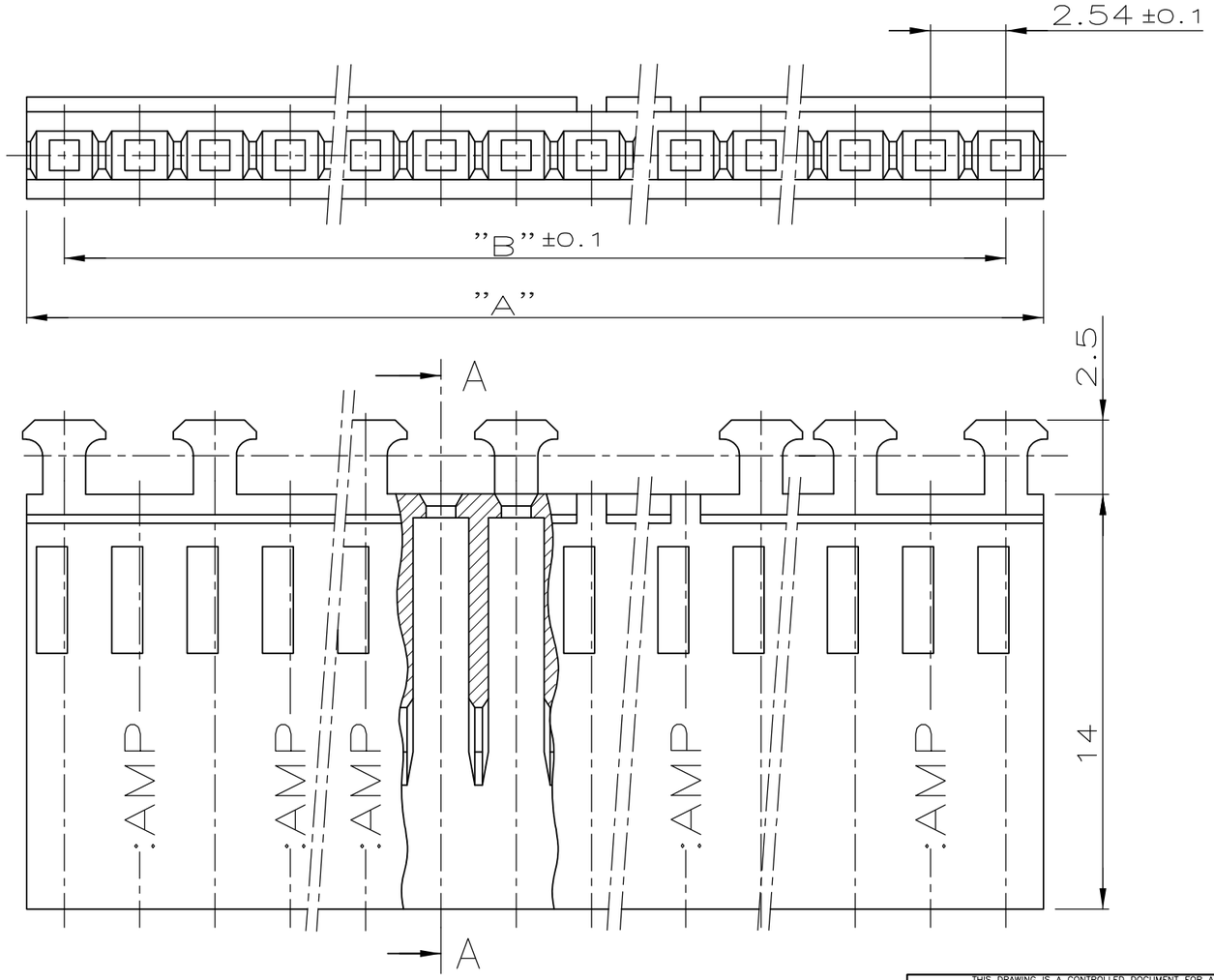

SECTION A–A
SCHNITT

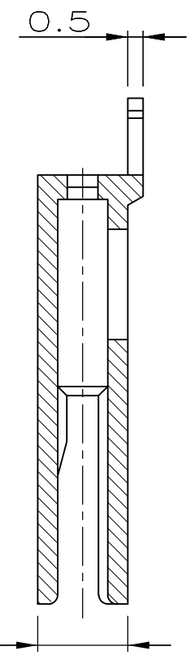

	3- 925 430 -3	32x2.54=81.28	83.82	33
UNGüLTIG	~~3- 925 430 -2~~	~~31x2.54=78.74~~	~~81.28~~	~~32~~
1 OBSOLETE	~~3- 925 430 -1~~	30x2.54=76.20	78.74	31
	3- 925 430 -0	29x2.54=73.66	76.20	30
1 OBSOLETE	~~2- 925 430 -9~~	28x2.54=71.12	73.66	29
	~~2- 925 430 -8~~	27x2.54=68.58	71.12	28
	~~2- 925 430 -7~~	26x2.54=66.04	68.58	27
	~~2- 925 430 -6~~	25x2.54=63.50	66.04	26
	2- 925 430 -5	24x2.54=60.96	63.50	25
	2- 925 430 -4	23x2.54=58.42	60.96	24
1 OBSOLETE	~~2- 925 430 -3~~	22x2.54=55.88	58.42	23
	~~2- 925 430 -2~~	21x2.54=53.34	55.88	22
	2- 925 430 -1	20x2.54=50.80	53.34	21
OBSOLETE	~~2- 925 430 -0~~	19x2.54=48.26	50.80	20
	1- 925 430 -9	18x2.54=45.72	48.26	19
	1- 925 430 -8	17x2.54=43.18	45.72	18
	1- 925 430 -7	16x2.54=40.64	43.18	17
	1- 925 430 -6	15x2.54=38.10	40.64	16
	1- 925 430 -5	14x2.54=35.56	38.10	15
	1- 925 430 -4	13x2.54=33.02	35.56	14
	1- 925 430 -3	12x2.54=30.48	33.02	13
	1- 925 430 -2	11x2.54=27.94	30.48	12
	1- 925 430 -1	10x2.54=25.40	27.94	11
	1- 925 430 -0	9 x2.54=22.86	25.40	10
	925 430 -9	8 x2.54=20.32	22.86	9
	925 430 -8	7 x2.54=17.78	20.32	8
	925 430 -7	6 x2.54=15.24	17.78	7
	925 430 -6	5 x2.54=12.70	15.24	6
	925 430 -5	4 x2.54=10.16	12.70	5
	925 430 -4	3 x2.54= 7.62	10.16	4
1 OBSOLETE	~~925 430 -3~~	2 x2.54= 5.08	7.62	3
	925 430 -2	2.54	5.08	2
	BESTELL-NR.	MAß "A" +0.8 -0.2	MAß "B"	Polz.

1 OBSOLETE PARTS: OBSOLETE CIS STREAMLINING
PER D.RENAUD/D.SINISI

AMP PART NO	MATERIAL	SURFACE / COLOR	DESCRIPTION	ITEM NO
–	–	–	–	–
SEE TABLE SIEHE TABELLE	PA 6.6	GREEN GRüN	AMPMODU-HOUSING AMPMODU-GEHäUSE	1

THIS DRAWING IS A CONTROLLED DOCUMENT FOR AMP INCORPORATED.
IT IS SUBJECT TO CHANGE AND THE CONTROLLING ENGINEERING ORGANIZATION SHOULD BE CONTACTED FOR THE LATEST REVISION.
DIESES ZEICHNUNGSDOKUMENT WIRD DURCH AMP INCORPORATED KONTROLLIERT.
AENDERUNGEN, DIE DEM TECHNISCHEN FORTSCHRITT DIENEN, SIND VORBEHALTEN.
DEN JEWEILS LETZTGUELTIGEN AENDERUNGSSTAND ERFAHREN SIE AUF ANFRAGE.

DIMENSIONS: DIMENSIONEN: mm

TOLERANCES UNLESS OTHERWISE SPECIFIED: ALLGEMEINTOLERANZEN
n. ISO 8015
n. ISO 2768 – mH –E
n. DIN 16901 – 140
0 PLC ±0.2
1 PLC ±0.2
2 PLC ±0.2
3 PLC ±–
ANGLES /WINKEL ±–

MATERIAL –
FINISH /OBERFLAECHE/FARBE –

DWN	DAHLHEIMER	12.05.76
CHK	BöCK	12.05.76
APVD	MORITZ	12.05.76
PRODUCT SPEC PRODUKTSPEZ.	–	
APPLICATION SPEC VERARBEITUNGSSPEZ.	–	
WEIGHT GEWICHT	–	

Tyco Electronics Corporation
D – 64625 Bensheim

NAME
AMPMODU HOUSING FOR FFC
AMPMODU GEHäUSE FüR FFC

SIZE	CAGE CODE	DRAWING NO ZEICHNUNGS-NR.	RESTRICTED TO NUR FUER
A3	00779	C-925430	–

CUSTOMER DRAWING /KUNDENZEICHNUNG

MASSSTAB	BLATT	REV
5:1	1 OF VON 1	R3

OBSOLETE
NOT the LATEST
REVISION