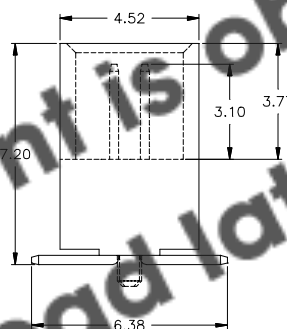
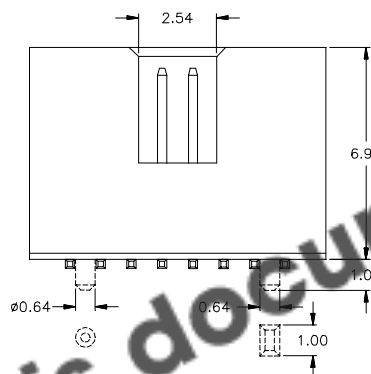
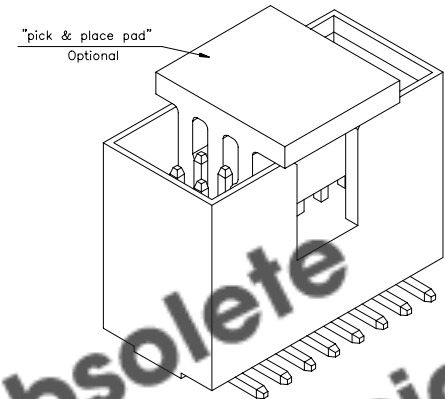
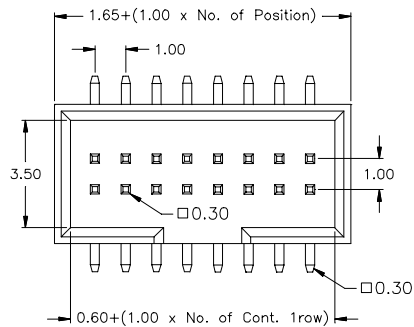


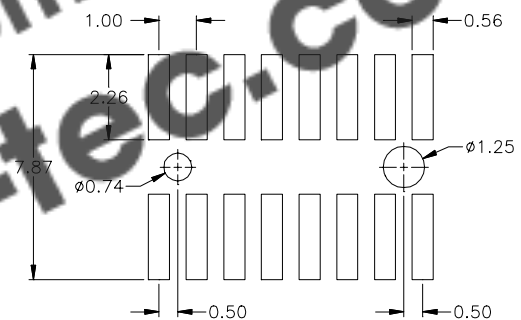
1.00mm x 1.00mm Shrouded Header - dual row -
- SMT -



Application and Features

- *Standard: tube packing and without "locating pegs"*
- Assures reliable PC Board connections
- Fine pitch, high profile type with 0.30mm square pin
- Mate with female header on page 6 then "board to board" distance 4.25 mm

PCB Surface Mount Layout



SPECIFICATIONS

Current rating	1 A	Operating temperature	- 40°C to +105°C
Insulator resistance	5000 MΩ min.	Processing temperature	+ 230°C for 30 sec. max. + 260°C for 10 sec. max.
Contact resistance	20 mΩ max.	Contact material	Copper alloy
Dielectric withstanding	AC 500 V	Insulator material	LCP UL 94 V-0

How to order

SLS - xxx - H 720 - 11 /00 X

Nbr of contacts	Plating	Packing and "pick & place pad" Option
006 to 060	11 = gold	without "locating pegs"
	other platings on request	A = tube packing and pick & place pad
		B = tape & reel packing and pick & place pad
		with "locating pegs"
		C = locating pegs and tube packing
		D = locating pegs; tube packing; pick & place pad
		E = locating pegs; tape & reel packing; pick & place pad