

# SURFACE MOUNT UES RECTIFIERS

UPR5  
UPR10  
UPR15

**POWERMITE™** Package

High Efficiency, 2.5A, 25nSec

## FEATURES

- High Power Surface Mount Package
- Ultra-Fast Recovery Time (25nS)
- Low Forward Voltage
- Integral Heat Sink/Locking Tabs
- Compatible with Automatic Insertion Equipment
- Full Metallic Bottom Eliminates Flux Entrapment

## DESCRIPTION

In Microsemi's new Powermite SMT package, these high efficiency ultrafast rectifiers offer the power handling capabilities previously found only in much larger packages. They are ideal for SMD applications that operate at high frequencies.

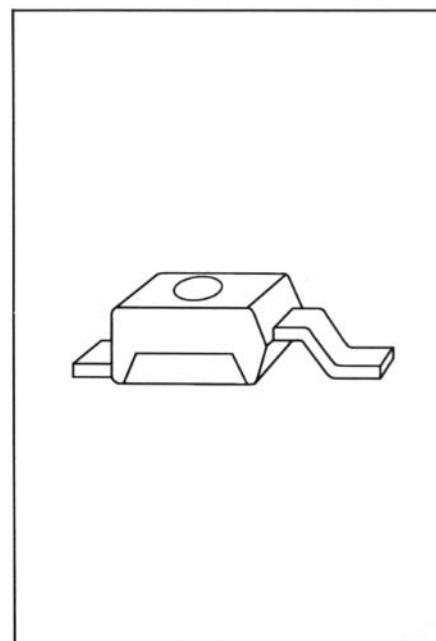
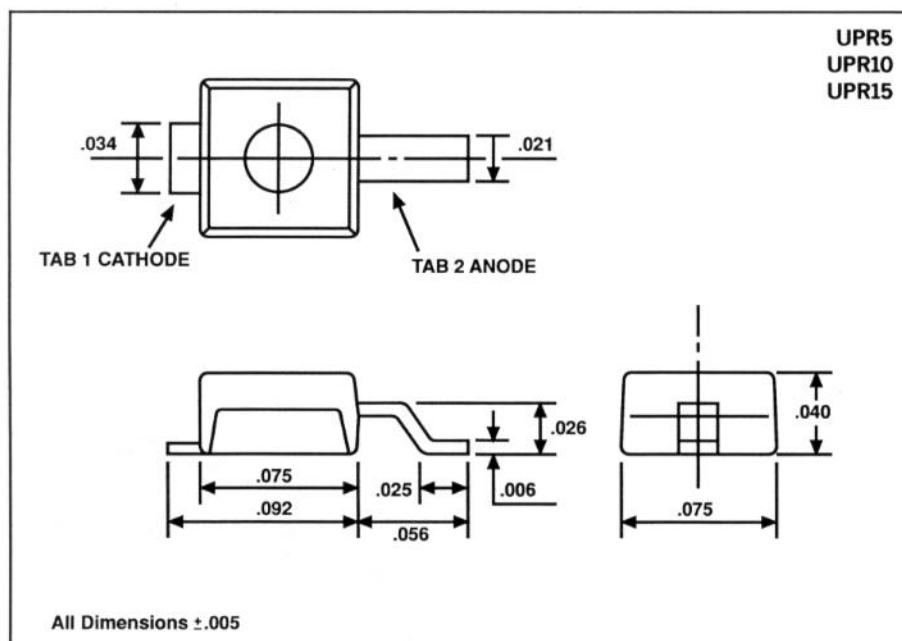
In addition to its size advantages, Powermite package features include a full metallic bottom that eliminates the possibility of solder flux entrapment during assembly, and a unique locking tab acts as an integral heat sink. Its innovative design makes this device ideal for use with automatic insertion equipment.

## ABSOLUTE MAXIMUM RATINGS

Maximum Reverse Voltage, UPR5	50V
Maximum Reverse Voltage, UPR10	100V
Maximum Reverse Voltage, UPR15	150V
Maximum Average Output Current, $T_{TAB 1} = 75^{\circ}\text{C}$	2.5A*
Thermal Resistance, Junction to Tab	30°C/W
Thermal Resistance, Junction to Bottom	10°C/W
Non-Repetitive Sinusoidal Surge Current (8.3mS)	25A
Operating and Storage Temperature	-55°C to +150°C

\* WHEN MOUNTED ON A PC BOARD WITH 2 OZ. COPPER.

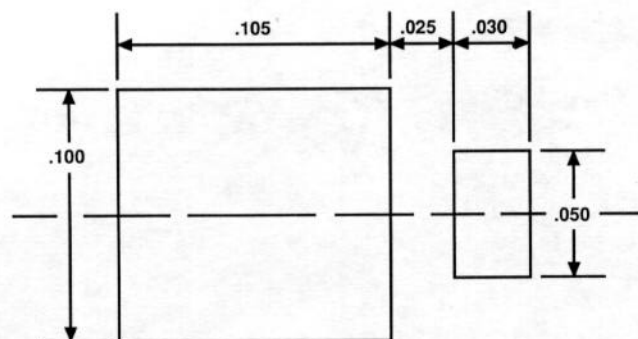
## MECHANICAL SPECIFICATIONS



**Microsemi Corp.**  
Watertown

**ELECTRICAL CHARACTERISTICS** ( $T_A = 25^\circ\text{C}$  unless noted)

TEST	CONDITIONS	LIMIT	UNITS
Forward Voltage, $V_F$	$I_F = 2\text{A}$	0.975	Volts
Forward Voltage, $V_F$	$I_F = 2\text{A}$ , $T_J = 100^\circ\text{C}$	0.895	Volts
Reverse Current, $I_R$	$V_R = \text{Max Rating}$	2.0	$\mu\text{Amps}$
Reverse Current, $I_R$	$V_R = \text{Max Rating}$ , $T_J = 100^\circ\text{C}$	50	$\mu\text{Amps}$
Reverse Recovery Time, $T_{RR}$	$I_F = 0.5\text{A}$ , $I_R = 1.0\text{A}$ $I_{REC} = 0.25\text{A}$	25	nSec

**Figure 1. Suggested Mounting Pad Dimensions**