

Panel feed-through - SACC-DSI-FS-4CON-PG9/0,5 SCO - 1556621

Please be informed that the data shown in this PDF Document is generated from our Online Catalog. Please find the complete data in the user's documentation. Our General Terms of Use for Downloads are valid (<http://download.phoenixcontact.com>)



Sensor/actuator flush-type socket, 4-pos., M12 SPEEDCON, rear/screw mounting with Pg9 thread, with 0.5 m TPE litz wire, 4 x 0.34 mm²



Key commercial data

| | |
|--------------------------------------|----------|
| Packing unit | 1 pc |
| Weight per Piece (excluding packing) | 20.0 GRM |
| Custom tariff number | 85444290 |
| Country of origin | Germany |

Technical data

Dimensions

| | |
|-----------------|-------|
| Length of cable | 0.5 m |
|-----------------|-------|

Ambient conditions

| | |
|---------------------------------|---|
| Ambient temperature (operation) | -25 °C ... 85 °C (Plug / socket) |
| | -40 °C ... 85 °C (without mechanical actuation) |
| Degree of protection | IP67 |

General

| | |
|------------------------|--|
| Note | The electrical and mechanical data specified assume that the connector pair is correctly locked and mounted. If the connector is unlocked and if there is a danger of contamination, the connector must be sealed using a protective cap > IP54. Influences arising from litz wires, cables or PCB assembly must also be taken into consideration. |
| Rated current at 40 °C | 4 A |
| Rated voltage | 250 V |
| Number of positions | 4 |
| Contact resistance | ≤ 3 mΩ |
| Insulation resistance | ≥ 100 MΩ |

Panel feed-through - SACC-DSI-FS-4CON-PG9/0,5 SCO - 1556621

Technical data

General

| | |
|-----------------------------|-----------------------------------|
| Coding | A - standard |
| Standards/regulations | M12 connector IEC 61076-2-101 |
| Status display | No |
| Surge voltage category | II |
| Pollution degree | 3 |
| Connection method | Individual wires |
| Insertion/withdrawal cycles | > 100 |
| Torque | 3 Nm ... 4 Nm (Installation-side) |
| Mounting type | Rear mounting Pg9 With flat nut |

Material

| | |
|---|------------------------------|
| Inflammability class according to UL 94 | V0 |
| Contact material | CuZn |
| Contact surface material | Au |
| Contact carrier material | PA 66 |
| Material, knurls | Zinc die-cast, nickel-plated |
| Sealing material | FKM |

Cable

| | |
|------------------------------------|---|
| Cable type | TPE litz wire |
| Conductor cross section | 0.34 mm ² |
| AWG signal line | 22 |
| Conductor structure signal line | 7x 0.25 mm |
| Core diameter including insulation | 1.2 mm ±0.07 mm |
| Thickness, insulation | 0.21 mm |
| Wire colors | brown, white, blue, black |
| Material conductor insulation | TPE |
| Conductor material | Tin-plated Cu litz wires |
| Insulation resistance | ≥ 20 MΩ*km |
| Conductor resistance | ≤ 57.6 mΩ/m |
| Nominal voltage, cable | 300 V |
| Test voltage, cable | 2000 V AC |
| Ambient temperature (operation) | -40 °C ... 85 °C (cable, fixed installation) |
| | -25 °C ... 85 °C (cable, flexible installation) |

Panel feed-through - SACC-DSI-FS-4CON-PG9/0,5 SCO - 1556621

Classifications

eCl@ss

| | |
|------------|----------|
| eCl@ss 4.0 | 27140815 |
| eCl@ss 4.1 | 27140815 |
| eCl@ss 5.0 | 27143423 |
| eCl@ss 5.1 | 27143423 |
| eCl@ss 6.0 | 27143423 |
| eCl@ss 7.0 | 27449001 |
| eCl@ss 8.0 | 27449001 |

ETIM

| | |
|----------|----------|
| ETIM 2.0 | EC001297 |
| ETIM 3.0 | EC002061 |
| ETIM 4.0 | EC002062 |
| ETIM 5.0 | EC002061 |

UNSPSC

| | |
|---------------|----------|
| UNSPSC 6.01 | 31261501 |
| UNSPSC 7.0901 | 31261501 |
| UNSPSC 11 | 31261501 |
| UNSPSC 12.01 | 31261501 |
| UNSPSC 13.2 | 31261501 |

Approvals

Approvals

Approvals

UL Recognized / GOST / GOST


Ex Approvals

Approvals submitted

Approval details

Panel feed-through - SACC-DSI-FS-4CON-PG9/0,5 SCO - 1556621

Approvals

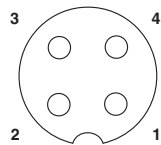
| | |
|---|-------|
| UL Recognized  | |
| mm²/AWG/kcmil | 26-20 |
| Nominal current I _N | 4 A |
| Nominal voltage U _N | 250 V |

| |
|--|
| GOST  |
|--|

| |
|--|
| GOST  |
|--|

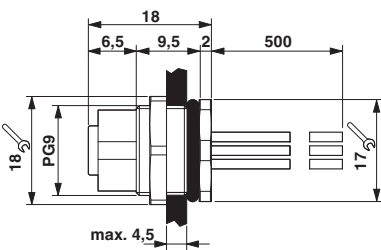
Drawings

Schematic diagram




Pin assignment M12 socket, 4-pos., A-coded, view female side

Dimensioned drawing



M12 flush-type connector

Circuit diagram



Contact assignment of the M12 socket

