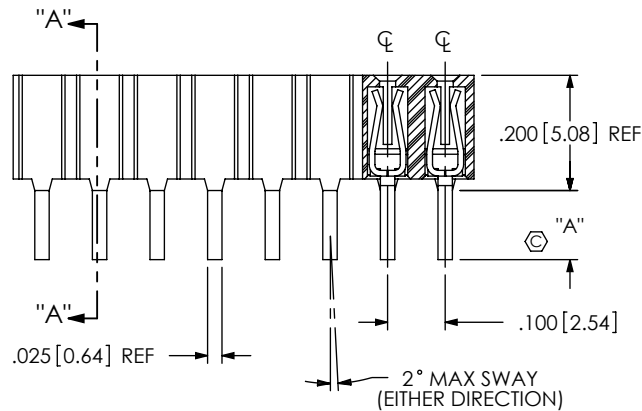
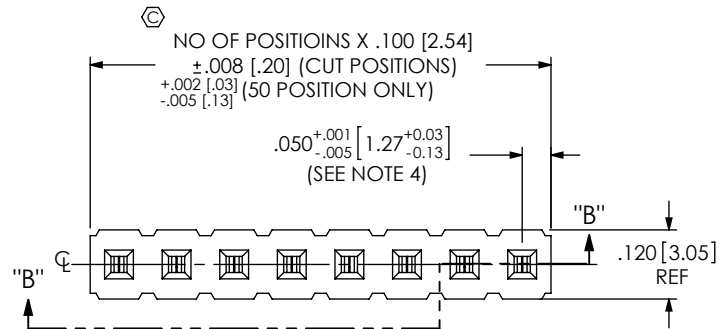


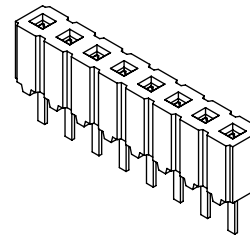
NOTES:

1. \odot REPRESENTS A CRITICAL DIMENSION.
2. MIN CONTACT RETENTION 2 LB
3. MAX ALLOWABLE BOW: .006 [.015] IN/IN
4. "END WALLS" AFTER CUTTING SHOULD BE .015 \pm .001 [.38 .13]
5. MAX CUT FLASH: .015 [.38] WITH NO FLASH ALLOWED IN HOLES.
6. MAX TERMINAL BURR: .003 [.08]
7. WHEN FILLING THE ASSEMBLY, ALL CONTACTS MUST BE FACING THE SAME DIRECTION.
8. TO BE MEASURED AT THE BEND.

DO NOT
SCALE FROM
THIS PRINT



SECTION "B"-"B"



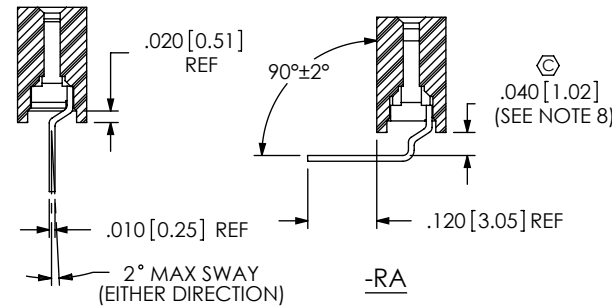
NO OF POSITIONS
-01 THRU -50

CONTACT LEAD STYLE
-01: USE C-45-01-X
-02: USE C-45-02-X

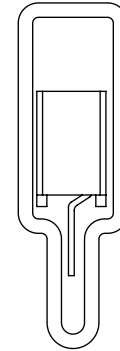
OPTIONS
-RA: RIGHT ANGLE
(STYLE -02 ONLY)

ROW SPECIFICATION
-S: SINGLE ROW
(USE CES-XX-S)

PLATING SPECIFICATION
-T: MATTE TIN, CONTACT AND TAIL
-G: 10 μ " GOLD IN CONTACT AREA,
3 μ " GOLD ON TAIL
-S: 30 μ " SELECTIVE GOLD IN CONTACT AREA,
MATTE TIN ON TAIL
-F: 3 μ " SELECTIVE GOLD IN CONTACT AREA,
MATTE TIN ON TAIL
-L: 10 μ " SELECTIVE GOLD IN CONTACT AREA,
MATTE TIN ON TAIL

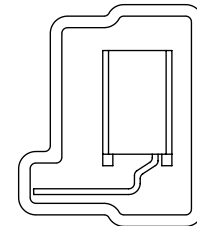


SECTION "A"-"A"



NOTE: MIXED PIN
ORIENTATION
ACCEPTABLE

PACKAGING VIEW
LEAD STYLE -01 & -02



NOTE: PINS TO BE
FACING THE
SAME
DIRECTION

PACKAGING VIEW
LEAD STYLE -02-RA

PACKAGING TABLE (5 POS MIN)

LEAD STYLE	TUBE	PLUG
-01 & -02	PT-1-24-01-53	TP-09
-02-RA	PT-1-24-03-78	TP-09

TABLE 1

STYLE	"A"
-01	.128 [3.25]
-02	.223 [5.66]

UNLESS OTHERWISE SPECIFIED,
DIMENSIONS ARE IN INCHES.
TOLERANCES ARE:
DECIMALS ANGLES
.XX: \pm .01 [.3] 2°
.XXX: \pm .005 [.13]
.XXXX: \pm .0020 [.051]

PROPRIETARY NOTE
THIS DOCUMENT CONTAINS INFORMATION
CONFIDENTIAL AND PROPRIETARY TO
SAMTEC, INC. AND SHALL NOT BE REPRODUCED
OR TRANSFERRED TO OTHER DOCUMENTS OR
DISCLOSED TO OTHERS OR USED FOR ANY
PURPOSE OTHER THAN THAT WHICH IT WAS
OBTAINED WITHOUT THE EXPRESSED WRITTEN
CONSENT OF SAMTEC, INC.

MATERIAL: DO NOT SCALE DRAWING SHEET SCALE: 3:1

INSULATOR: PBT, UL 94 VO
COLOR: BLACK
TERMINAL: PHOS BRONZE

F:\DWG\MISC\MKTG\CES-1XX-XX-X-S-XX-MKT.SLDDRW

samtec

520 PARK EAST BLVD, NEW ALBANY, IN 47150
PHONE: 812-944-6733 FAX: 812-948-5047
e-Mail: info@SAMTEC.com code 55322

DESCRIPTION: CLOSED ENTRY SOCKET STRIP

DWG. NO. CES-1XX-XX-X-S-XX

BY: KOLB 12-6-89 SHEET 1 OF 1