


## SG Series



### Agency Approvals

AGENCY	AGENCY FILE NUMBER
	E128662

### 2 Electrode GDT Graphical Symbol



### Description

Littelfuse SG series GDT offers high surge ratings in a miniature package. It's designed for surface mounting on PCB with small size 4.5x3.2x2.7mm. Low insertion loss is perfectly suited to broadband equipment applications. The capacitance does not vary with voltage, and will not cause operational problems with ADSL2+, where capacitance variation across Tip and Ring is undesirable. These devices are extremely robust and are able to divert a 1000A pulse without destruction.

### Features

- RoHS compliant and Lead-free
- GHz working frequency
- Excellent stability on multiple pulse duty cycle
- Excellent response to fast rising transients.
- Ultra Low Insertion Loss
- 1-2KA surge capability tested with 8/20μS pulse as defined by IEC 61000-4-5
- Ultra small devices offered in a variety of mounting lead forms
- Non-Radioactive
- Low capacitance (<1pF)
- Voltage Ranges 75V to 600V
- UL recognized
- Conforms to ITU-T K12, IEC 1000-4-5
- Square Outline

### Applications

- Communication equipment
- CATV equipment
- Test equipment
- Data lines
- Power supplies
- Telecom SLIC protection
- Broadband equipment
- ADSL equipment, including ADSL2+
- XDSL equipment
- Satellite and CATV equipment
- General telecom equipment

### Electrical Characteristics

Part Number	Device Specifications (at 25°C)									Life Ratings			
	DC Breakdown in Volts (@100V/s)			Impulse Breakdown in Volts (@100V/μs)	Impulse Breakdown In Volts (@1 Kv/μsec)	Insulation Resistance	Capacitance (@1MHz)	Arc Voltage (@1A)	Glow to Arc Transition Current	Glow Voltage	Nominal AC Discharge Current (x10 @50Hz)	Nominal Impulse Discharge Current (x10 @8/20μs)	Nominal Impulse Discharge Current (10/1000μs 100 cycles)
	MIN	TYP	MAX	MAX		MIN	MAX						
SG75	52	75	98	500	650	>1GΩ (at 50VDC)	<1 pf	~10 V	~1.0 A	~60 V	2 A	2kA	10 A
SG90	63	90	117	500	600			~12 V	~0.5 A	~90 V	NA*	1kA	
SG150	105	150	195	500	600			~20 V	~0.8 A	~140 V			
SG230	172	230	288	650	800		<0.8 pf	~12 V	~0.5 A	~90 V	2 A		
SG300	225	300	375	700	850			~140 V	~0.5 A	~140 V	NA*		
SG300Q	210	300	390	580	650			~90 V	~0.5 A	~90 V	2 A		
SG350	263	350	437	750	900		<1 pf	~10 V	<1.0 A	~60 V	2 A		
SG350Q	263	350	437	600	700			~20 V		~140 V	NA*		
SG400	300	400	500	800	950			~20 V		~140 V	1 A		
SG420	315	420	525	800	1000	>1GΩ (at 100VDC)	<0.5 pf	~16 V	~0.1 A	~140 V	2 A		
SG420Q	315	420	525	650	750			~20 V	2 A				
SG450Q	370	450	550	680	750			<1 pf	2 A				
SG500Q	400	500	600	950	1050		<1 pf	~20 V	2 A				
SG600Q	450	600	750	1100	1200	~20 V		2 A					

\* Specification is not applicable for quick response (SGxxxQ) version of product

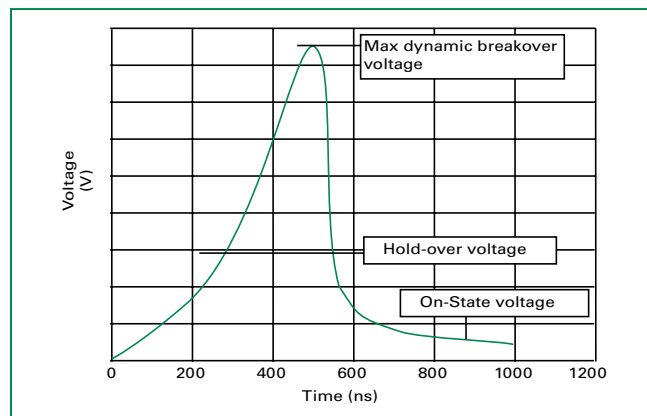
### Product Characteristics

<b>Materials</b>	Device Tin Plated 17.5±12.5 Microns Construction Ceramic Insulator.
<b>Storage and Operational Temperature</b>	-40 to +90 °C

### Typical Insertion Loss

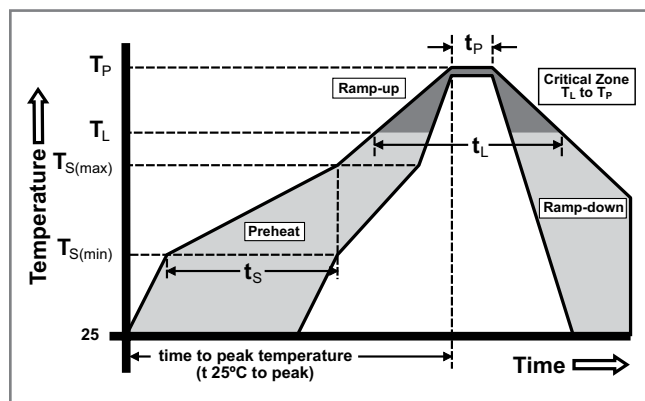
@ 1.0 GHz = 0.01 dB
@ 1.4GHz = 0.1 dB
@ 1.8 GHz = 0.53 dB
@ 2.1 GHz = 0.81 dB
@ 2.45 GHz= 1 dB
@ 2.8 GHz = 1.2 dB
@ 3.1 GHz = 1.5 dB
@ 3.5 GHz = 2.1 dB

### Voltage vs. Time Characteristic

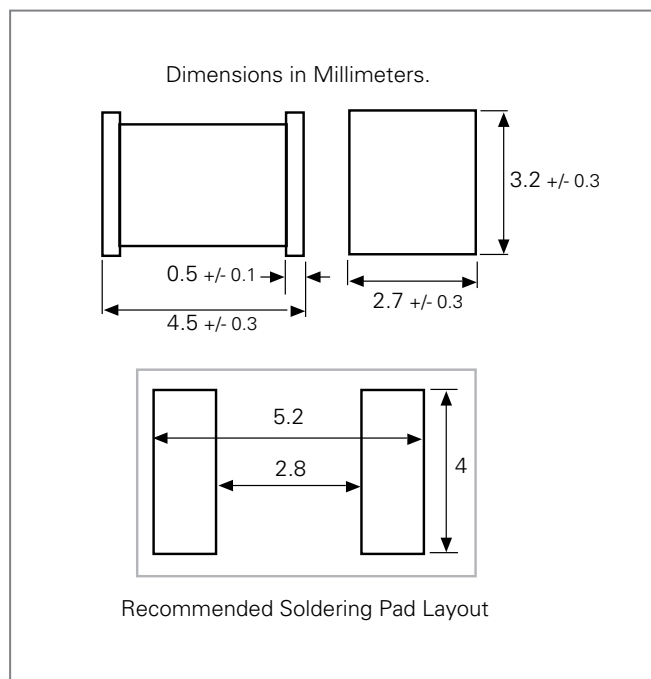


### Soldering Parameters - Reflow Soldering (Surface Mount Devices)

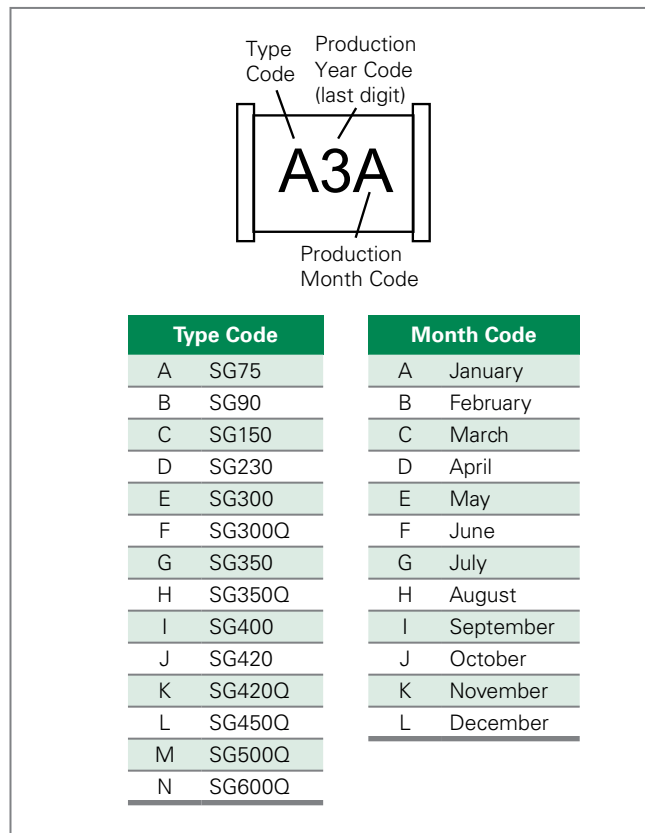
Reflow Condition		Pb – Free assembly
Pre Heat	- Temperature Min ( $T_{s(min)}$ )	150°C
	- Temperature Max ( $T_{s(max)}$ )	200°C
	- Time (Min to Max) ( $t_s$ )	60 – 180 secs
Average ramp up rate (Liquidus Temp ( $T_L$ ) to peak		3°C/second max
$T_{s(max)}$ to $T_L$ - Ramp-up Rate		5°C/second max
Reflow	- Temperature ( $T_L$ ) (Liquidus)	217°C
	- Temperature ( $t_L$ )	60 – 150 seconds
Peak Temperature ( $T_p$ )		260 <sup>+0/-5</sup> °C
Time within 5°C of actual peak Temperature ( $t_p$ )		10 – 30 seconds
Ramp-down Rate		6°C/second max
Time 25°C to peak Temperature ( $T_p$ )		8 minutes Max.
Do not exceed		260°C



### Device Dimensions



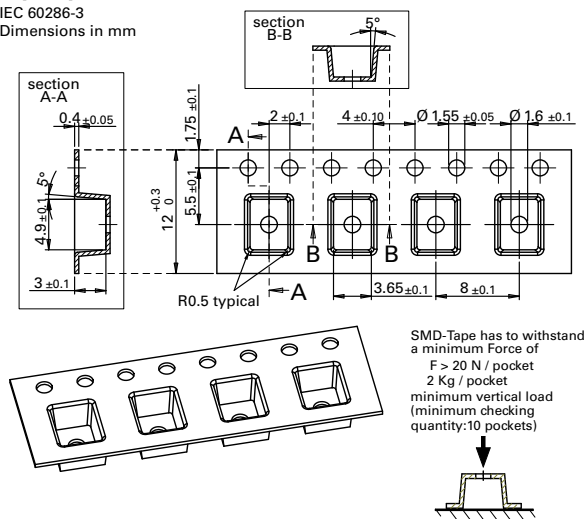
### Device Marking



### Tape and Reel Dimensions (IEC 60286-3, dimension in mm)

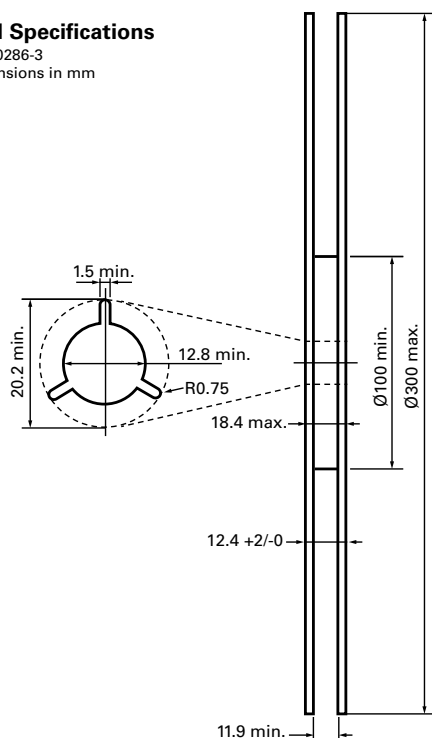
#### Tape Specifications

IEC 60286-3  
Dimensions in mm



#### Reel Specifications

IEC 60286-3  
Dimensions in mm



### Part Numbering System and Ordering Information

**SG xxx Q**

Series

Square GDT

Breakdown Voltage

75 = 75V

90 = 90V

150 = 150V

230 = 230V

300 = 300V

350 = 350V

400 = 400V

420 = 420V

450 = 450V

500 = 500V

600 = 600V

Device Option Code

(Blank) = Standard device

**Q** = Quick Response Version  
(300V, 350V, 420V, 450V,  
500V, 600V only)

### Packaging

Part Number and Device Type		Quantity and Packaging Description
SGxxx	Surface mount	2000pcs/reel in tape and reel