

# Electromagnetic Buzzers

SMD

Without oscillator circuit

SDR series

Issue date: August 2007

- All specifications are subject to change without notice.
  - Conformity to RoHS Directive: This means that, in conformity with EU Directive 2002/95/EC, lead, cadmium, mercury, hexavalent chromium, and specific bromine-based flame retardants, PBB and PBDE, have not been used, except for exempted applications.
-

# Electromagnetic Buzzers

## SMD Terminal SDR Series

Conformity to RoHS Directive

### FEATURES

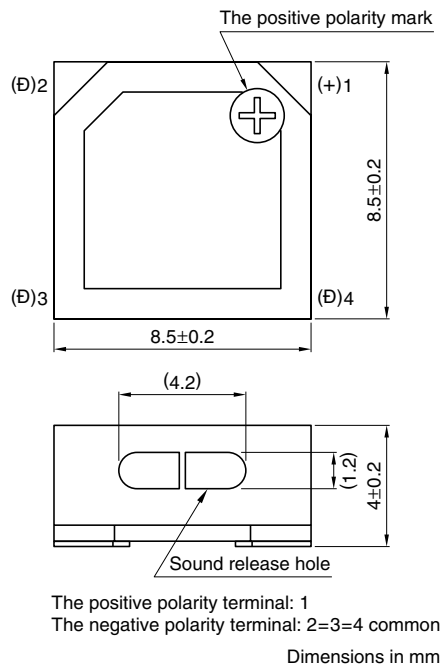
- Suitable for calling sound of mobile phones.
- High quality parts(yoke and magnets) provide high output level of sound pressure in spite of compact size.
- Provide a good frequency response and high quality sound.
- Suitable for surface mount process(SMD).
- Stand up to reflow process twice.

### APPLICATIONS

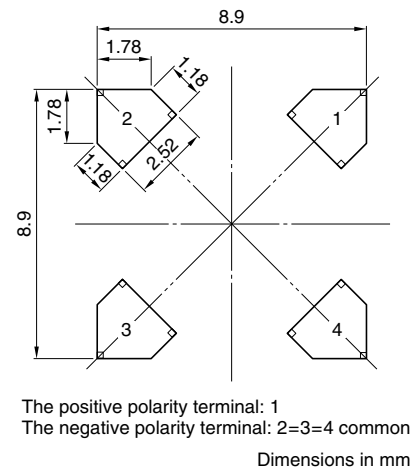
Mobile phones, pagers.



### SHAPES AND DIMENSIONS



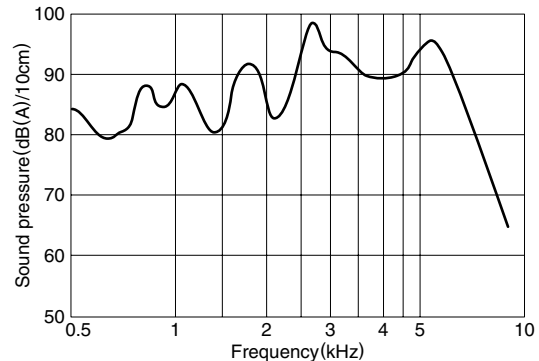
### RECOMMENDED PC BOARD PATTERN



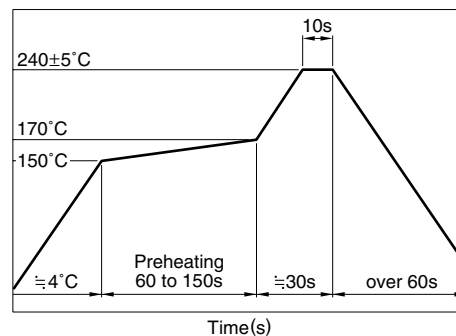
### SPECIFICATIONS

Part No.	SDR08540M3-01
Rated voltage Eo-p(V)	3
Operating voltage Eo-p(V)	0 to 5
Drive conditions: Rated voltage, square wave form[duty50%]	
Frequency(Hz)	2670
Sound pressure level(dB(A)/10cm)typ.	97
Sound pressure level(dB(A)/10cm)min.	88
Rated current(mA(ave))max.	85
DC resistance(Ω)typ.	16
Operating temperature range	-40 to +85°C
Storage temperature range	-40 to +85°C

### FREQUENCY CHARACTERISTICS



### RECOMMENDED SOLDERING CONDITION REFLOW SOLDERING

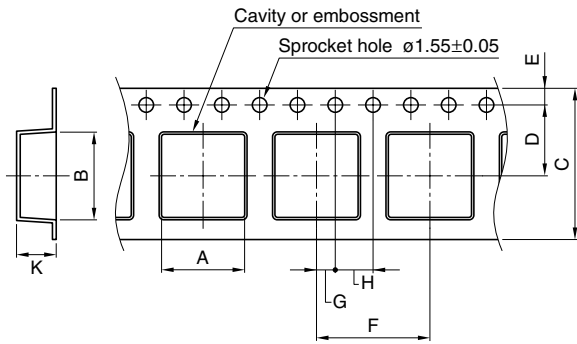


• Conformity to RoHS Directive: This means that, in conformity with EU Directive 2002/95/EC, lead, cadmium, mercury, hexavalent chromium, and specific bromine-based flame retardants, PBB and PBDE, have not been used, except for exempted applications.

• All specifications are subject to change without notice.

## PACKAGING STYLE AND QUANTITIES

### TAPING SPECIFICATION



Dimensions in mm

Type	08540
A	$8.8 \pm 0.1$
B	$9 \pm 0.1$
C	$16 \pm 0.2$
D	$7.5 \pm 0.1$
E	$1.75 \pm 0.1$
F	$12 \pm 0.1$
G	$2 \pm 0.1$
H	$4 \pm 0.1$
J	$1.55 \pm 0.05$
K	$4.2 \pm 0.1$

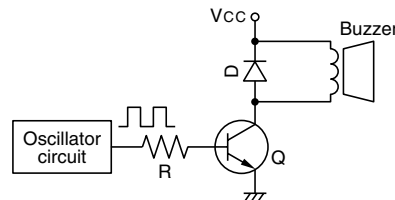
- Packaging quantities  
1000 pieces/reel

## SAFETY PRECAUTIONS FOR USING TDK ELECTROMAGNETIC BUZZER

Please be sure to read the specifications of TDK Electromagnetic Buzzer(hereinafter referred to as “the buzzer”) before use.

- Please pay sufficient attentions to the warnings for safe designing when using the buzzer.  
Incorrect usage may cause smoke or fire.
- Do not make sound on the buzzer when it is close to ears.  
Listening to the buzzer when it is close to ears, or continuant listening to it for an extended period, may result in hearing disorders.  
Thoroughly warn consumers not to turn on the sound when the buzzer is close to ears.
- Do not exceed the rated operation voltage range when using the buzzer.  
If it is exceeded beyond the rated operation voltage, a built-in coil may generate heat, resulting in deterioration of the coil, which may cause a drop in sound pressure or a change in the terminal resistance value.  
If a rare short circuit occurs due to heat generated in the built-in coil, a large electrical current flows to the equipment used, possibly causing it to emit smoke or fire.
- The buzzer is a magnetic type sounder.  
Do not use it for any other purpose than a sound generation.
- Do not use the buzzer in other than atmospheric air.
- Do not use the buzzer in the following environments (excluding cases in which countermeasures are taken).
  - Corrosive gases (Cl<sub>2</sub>, NH<sub>3</sub>, SO<sub>x</sub>, NO<sub>x</sub>, etc.)
  - Places to be exposed to dust.
  - Places where rain, fog, salt water, and the like will get on the buzzer.
- After installing the buzzer when designing an apparatus, confirm that there are no abnormalities by performing a reliability evaluation test.
- Do not exceed the rated operating temperature range when using the buzzer.
- Do not use for an extended period at relative humidity in excess of 90% (maximum wet-bulb temperature of 38°C).
- When using the buzzer for a safety device or warning device, take all surest measures such as providing a safety circuit or the joint use of another sounder with equivalent characteristics in order to prevent accidents.
- The buzzer may be influenced by electromagnetic waves, voltage changes, and ripple voltage.  
Check the buzzer in the mounted condition, and take measures such as safety circuits, shielding, etc.
- If the buzzer is molded or secured by adhesives, thermal expansion stresses from the mold or adhesive agent may cause deterioration in a soldered terminal part.  
Before molding or securing an adhesive, consider the type, amount, hardening conditions, adhesive properties, etc., of the sealing material, and confirm the reliability.
- Do not apply vibrations or shocks (such as dropping) larger than the specified.
- Do not bend the terminal pin when soldering to install on a circuit board.
- Do not apply larger than the specified force to the terminal pin.
- Do not apply force to the terminal pin at high temperatures (when soldering).
- When soldering a terminal pin, perform the soldering in clean conditions without contamination or rust in order to avoid poor connections.
- When performing dip soldering directly for installing on a printed circuit board, be careful so that smoke from the flux, or other foreign materials, will not get into the sound emission hole.
- Do not clean(excluding products that can be cleaned).
- With regards to devices in which the consumers can touch the buzzer, thoroughly warn consumers not to put foreign materials (such as needles, hairpins, garbage, etc.) into the sound emission hole.
- As the buzzer uses a coil, it has an inductive load.  
Protect the drive circuit by putting the diodes in parallel into the buzzer.
- Do not reconfigure the buzzer.
- Sound pressure changes depending on the shape of the part to be installed in a device, or the installation location.  
Check the buzzer in the mounted condition.
- The buzzer has polarities.  
When installing, be careful not to make a mistake with the polarities. Incorrect polarities will cause the following irregularities.
  - Without circuit type: Differences in sound pressure will be created.
  - With circuit type: No sound will be generated.
- Frequencies other than the rated frequency will change the characteristics (sound pressure), and may cause wide unevenness.
- As the buzzer uses a magnet, it generates a surrounding magnetic field.  
When designing a device, etc., confirm that there are no irregularities due to the magnetic field.
- The characteristics of the buzzer may change because of the influence of an outside magnetic field.  
Check the buzzer in the mounted condition, and take measures such as shielding, etc.
- Because of deterioration or damage, maintain in rated storage temperature range, avoid environments where there are sudden temperature changes, direct sunlight, corrosive gases and dust, and store wrapped in order to avoid applying stresses.

## RECOMMENDED OPERATING CIRCUIT EXAMPLE



# Mouser Electronics

Authorized Distributor

Click to View Pricing, Inventory, Delivery & Lifecycle Information:

TDK:

[SDR08540M3-01](#)