



OVERLOAD RELAY, 5.5...8 A, 1NO+1NC,
SIZE S00, CLASS 10,
FOR CONTACTOR MOUNTING

General technical details:

product brand name		SIRIUS
product designation		thermal overload relay
Protection class IP / on the front		IP20
Insulation voltage / with degree of pollution 3 / rated value	V	690
Installation altitude / at a height over sea level / maximum	m	2,000
Ambient temperature <ul style="list-style-type: none"> during operating during storage during transport 	°C	-20 ... +70 -55 ... +80 -55 ... +80
Relative humidity / during operating phase / maximum	%	100
Resistance against shock		8g / 10 ms
Impulse voltage resistance / rated value	kV	6
Active power loss / total / typical	W	6.6
Item designation <ul style="list-style-type: none"> according to DIN 40719 extendable after IEC 204-2 / according to IEC 750 according to DIN EN 61346-2 		F F
Operating current / of the fuse link / rated value	A	25
Trip class		CLASS 10

Type of assignment		2
type of protection		DMT 98 ATEX G 001
Size of overload relay		S00
Size of the contactor / can be combined / company-specific		S00
Protection against electrical shock		finger-safe

Main circuit:

Number of poles / for main current circuit		3
Operating voltage / at AC-3 / rated value		
• maximum	V	690
Service power / at AC-3		
• at 400 V	kW	3
Adjustable response current		
• of the current-dependent overload release	A	5.5 ... 8

Auxiliary circuit:

Contact reliability / of the auxiliary contacts		acceptability for PLC control (17 V, 5 mA)
Number of NC contacts		1
Number of NO contacts		1
Number of change-over switches		0
Operating current / of the auxiliary contacts / at AC-15		
• at 24 V	A	3
• at 110 V	A	3
• at 120 V	A	3
• at 125 V	A	3
• at 230 V	A	2
• at 400 V	A	1
Operating current / of the auxiliary contacts / at DC-13		
• at 24 V	A	1
• at 110 V	A	0.22
• at 125 V	A	0.22
• at 220 V	A	0.11

Short-circuit:

Design of the fuse link / for short-circuit protection of the auxiliary switch / required		fuse gL/gG: 6 A, quick: 10 A
---	--	------------------------------

Installation/mounting/dimensions:

Built in orientation		with vertical mounting surface +/-135° rotatable, with vertical mounting surface +/- 45° tiltable to the front and back
Type of mounting		direct mounting

Height	mm	87
Width	mm	45
Depth	mm	78
Distance, to be maintained, to the ranks assembly		
• upwards	mm	0
• downwards	mm	0
• forwards	mm	0
• backwards	mm	0
• sideways	mm	0
Distance, to be maintained, to earthed part		
• upwards	mm	0
• downwards	mm	0
• forwards	mm	0
• backwards	mm	0
• sideways	mm	6
Distance, to be maintained, conductive elements		
• upwards	mm	0
• downwards	mm	0
• forwards	mm	0
• backwards	mm	0
• sideways	mm	6

Connection type:

Product function		
• removable terminal for auxiliary and control circuit		No
Design of the electrical connection		
• for main current circuit		screw-type terminals
• for auxiliary and control current circuit		screw-type terminals
Type of the connectable conductor cross-section		
• for main contacts		
• solid		2x (0.5 ... 1.5 mm ²), 2x (0.75 ... 2.5 mm ²), 2x 4 mm ² max.
• finely stranded		
• with conductor end processing		2x (0.5 ... 1.5 mm ²), 2x (0.75 ... 2.5 mm ²)
• for auxiliary contacts		
• solid		2x (0.5 ... 1.5 mm ²), 2x (0.75 ... 2.5 mm ²)
• finely stranded		
• with conductor end processing		2x (0.5 ... 1.5 mm ²), 2x (0.75 ... 2.5 mm ²)
• for AWG conductors		
• for main contacts		2x (20 ... 16), 2x (18 ... 14), 2x 12

• for auxiliary contacts		2x (20 ... 16), 2x (18 ... 14)
Conductor cross section that can be connected		
• for main contacts		
• solid	mm ²	0.5 ... 4
• stranded wire		
• with conductor end processing	mm ²	0.5 ... 2.5
• for auxiliary contact		
• solid	mm ²	0.5 ... 2.5
• stranded wire		
• with conductor end processing	mm ²	0.5 ... 2.5
AWG number / as coded connectable conductor cross-section		
• for main contacts / minimum		20
• for auxiliary contact		20 ... 14

Certificates/approvals:

Verification of suitability

CSA / UL / CC / GL / LRS / BV / DNV / RMRS / RINA / PRS / ABS

Verification of suitability / ATEX

Yes

General Product Approval

For use in hazardous locations



CCC



CSA



GOST



UL



ATEX

Test Certificates

[Special Test Certificate](#)

[Type Test Certificates/Test Report](#)

Shipping Approval



ABS



BUREAU
VERITAS



DNV



GL



LRS



PRS

Shipping Approval

other



RINA



RMRS

[Confirmation](#)

[Declaration of Conformity](#)

[other](#)



UL

Further information:

Information- and Downloadcenter (Catalogs, Brochures,...)

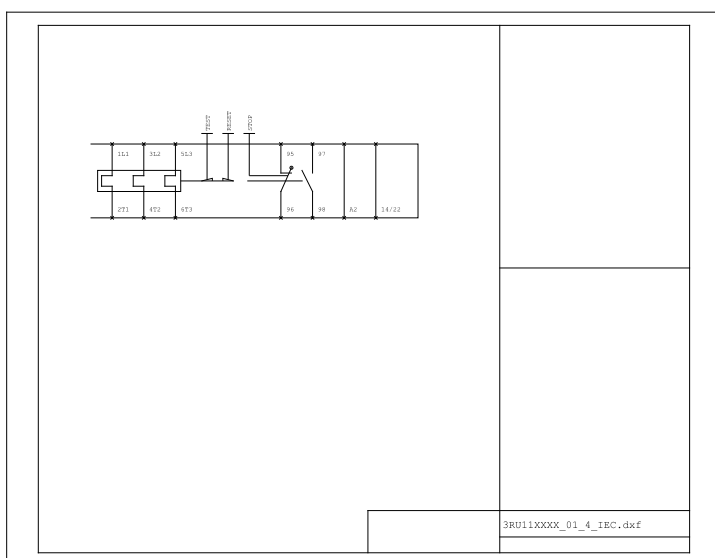
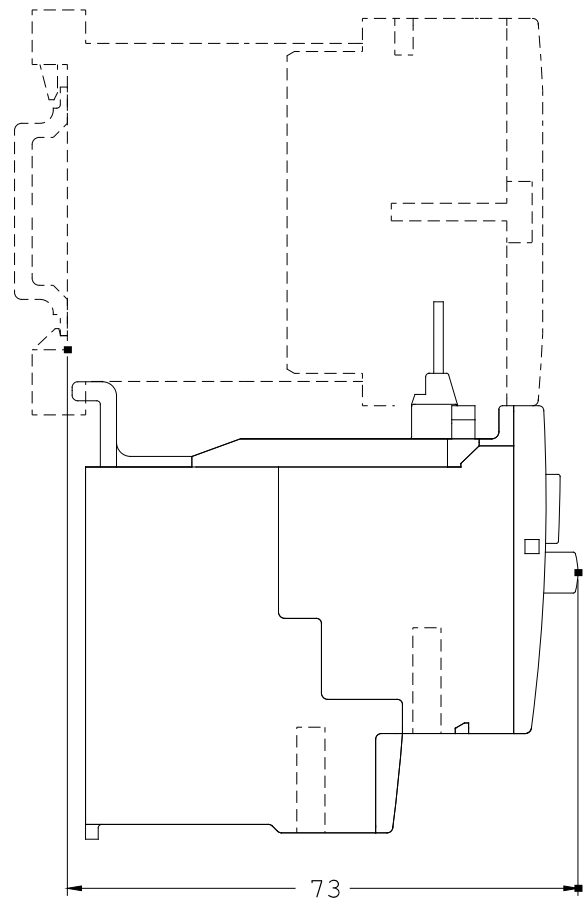
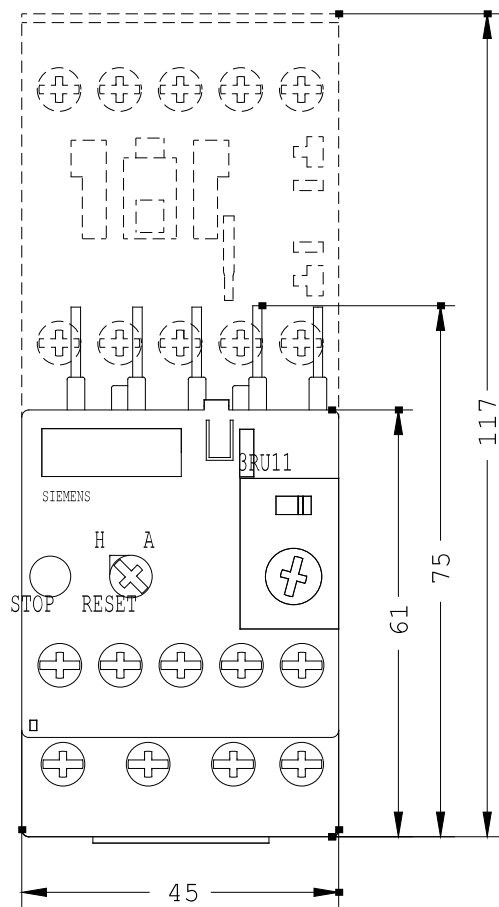
<http://www.siemens.com/industrial-controls/catalogs>

Industry Mall (Online ordering system)

<http://www.siemens.com/industrial-controls/mall>

CAX-Online-Generator

<http://www.siemens.com/cax>



last change:

Mar 27, 2012