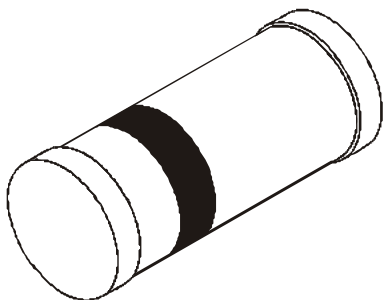


## SILICON ZENER DIODES



### Hermetically Sealed Glass Silicon Zener Diodes

#### SOD-80C Zener Diodes

#### CLL750 to CLL759, 500mW Hermetically Sealed, Glass Silicon Zener Diodes

**Electrical Characteristics :**  $T_A = 25^\circ\text{C}$ ,  $V_F = 1.5 \text{ V Max @ } 200 \text{ mA}$  for all types

Type No. (Note 1)	Nominal Zener Voltage $V_Z @ I_{ZT}$ (Note 2) Volts	Test Current $I_{ZT}$ (Note 2) mA	Max Zener Impedance $Z_{ZT} @ I_{ZT}$ Ohms	Maximum DC Zener Current $I_{ZM}$ mA		Max Reverse Leakage Current	
						$T_A = 25^\circ\text{C}$ $I_R @ V_R = 1 \text{ V}$ $\mu\text{A}$	$T_A = 150^\circ\text{C}$ $I_R @ V_R = 1 \text{ V}$ $\mu\text{A}$
CLL750	4.7	20	19	75	95	2.0	30
CLL751	5.1	20	17	70	85	1.0	20
CLL752	5.6	20	11	65	80	1.0	20
CLL753	6.2	20	7	60	70	0.1	20
CLL754	6.8	20	5	55	65	0.1	20
CLL755	7.5	20	6	50	60	0.1	20
CLL756	8.2	20	8	45	55	0.1	20
CLL757	9.1	20	10	40	50	0.1	20
CLL758	10.0	20	17	35	45	0.1	20
CLL759	12.0	20	30	30	35	0.1	20

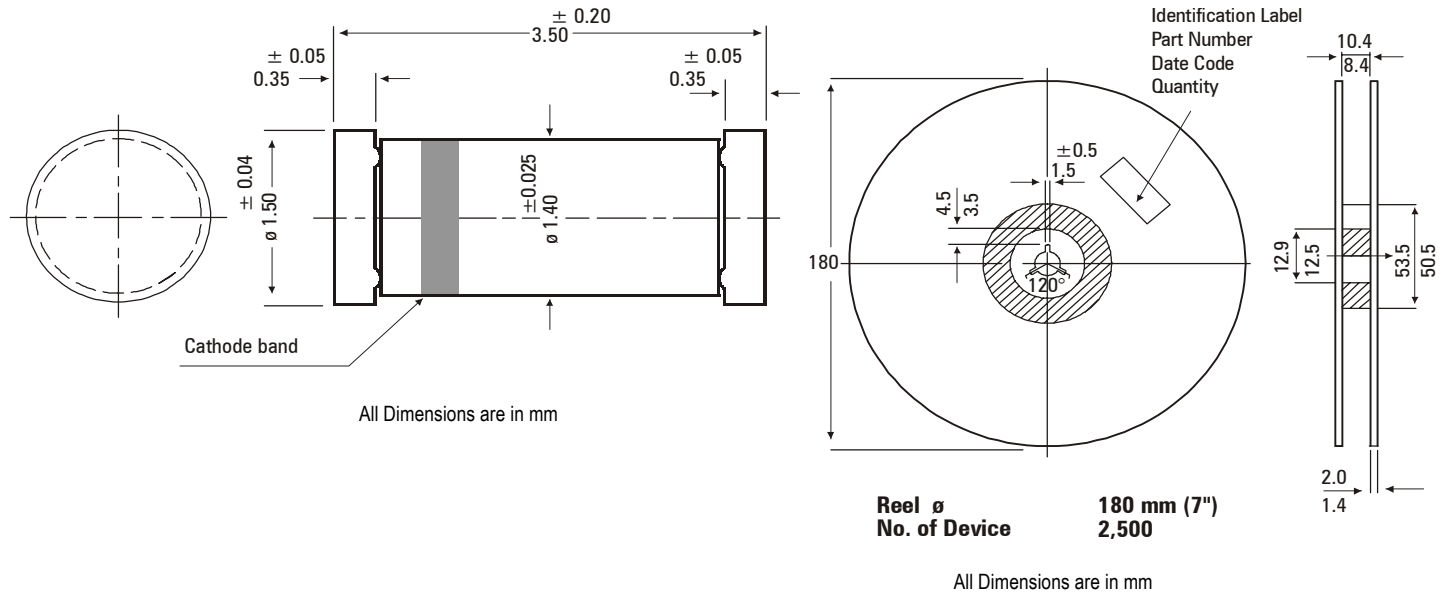
**Polarity :** Cathode indicated by colour band.

**Note 1 :** CLL750 Series :  $\pm 10\%$  tolerance; Suffix A  $\pm 5\%$  tolerance.

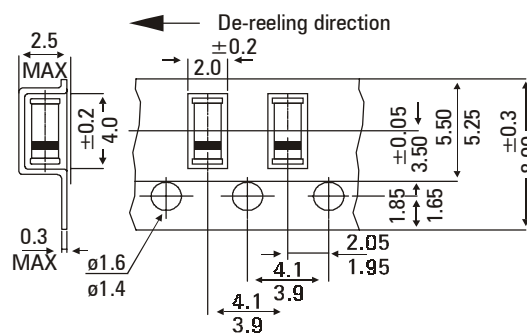
**Note 2 :** Pulse test :  $20\text{ms} \leq t_p \leq 50\text{ms}$ .

CLL750\_759Rev210902E

## SOD 80C (LL-34) Mini MELF Hermetically Sealed Glass Package

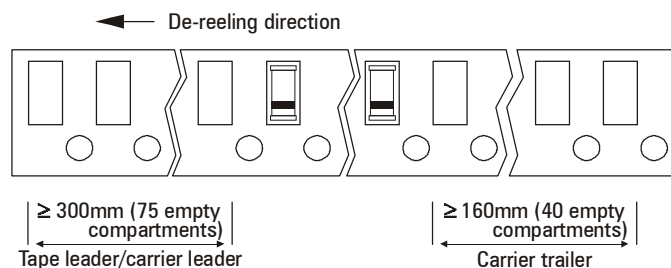


## TAPE & REEL



Notes:

1. Maximum of 0.5% of the total number of components per reel may be missing-exclusively at the beginning and at the end of the reel.
2. A maximum of three consecutive components may be missing, provided this gap is followed by six consecutive components.



All Dimensions are in mm

**Drawings are not to scale**

## Packing Detail

PACKAGE	STANDARD PACK		INNER CARTON BOX		OUTER CARTON BOX		
	Details	Net Weight/Qty	Size	Qty	Size	Qty	Gr Wt
SOD-80C T&R	2.5K/reel	225 gm/2.5K pcs	9" x 9" x 9"	40K	18" x 12" x 10"	80K	7.2 kgs
					19" x 19" x 20"	320K	28.8 kgs

### **Component Disposal Instructions**

1. CDIL Semiconductor Devices are RoHS compliant, customers are requested to please dispose as per prevailing Environmental Legislation of their Country.
2. In Europe, please dispose as per EU Directive 2002/96/EC on Waste Electrical and Electronic Equipment (WEEE).

### **Customer Notes**

### **Disclaimer**

The product information and the selection guides facilitate selection of the CDIL's Semiconductor Device(s) best suited for application in your product(s) as per your requirement. It is recommended that you completely review our Data Sheet(s) so as to confirm that the Device(s) meet functionality parameters for your application. The information furnished in the Data Sheet and on the CDIL Web Site/CD are believed to be accurate and reliable. CDIL however, does not assume responsibility for inaccuracies or incomplete information. Furthermore, CDIL does not assume liability whatsoever, arising out of the application or use of any CDIL product; neither does it convey any license under its patent rights nor rights of others. These products are not designed for use in life saving/support appliances or systems. CDIL customers selling these products (either as individual Discrete Semiconductor Devices or incorporated in their end products), in any life saving/support appliances or systems or applications do so at their own risk and CDIL will not be responsible for any damages resulting from such sale(s).

CDIL strives for continuous improvement and reserves the right to change the specifications of its products without prior notice.



CDIL is a registered Trademark of  
**Continental Device India Limited**

C-120 Naraina Industrial Area, New Delhi 110 028, India.

Telephone + 91-11-2579 6150, 4141 1112 Fax + 91-11-2579 5290, 4141 1119

email@cdil.com www.cdilsemi.com