THIS DRAWING IS UNPUBLISHED. RELEASED FOR PUBLICATION - ,- .
© COPYRIGHT - By - ALL RIGHTS RESERVED.

LOC	DIST
AJ	00

REVISIONS

P	LTR	DESCRIPTION	DATE	DWN	APVD
	Y4	REVISED PER ECO-14-016186	27MAR2015	GG	MC

1. USE PRO-CRIMPER II: 354940-1
2. USE INSTRUCTION SHEET 9766
3. SPECIAL PACKAGING: BULK PACKAGE 25 PIECES
4. SPECIAL PACKAGING: BULK PACKAGE 100 PIECES

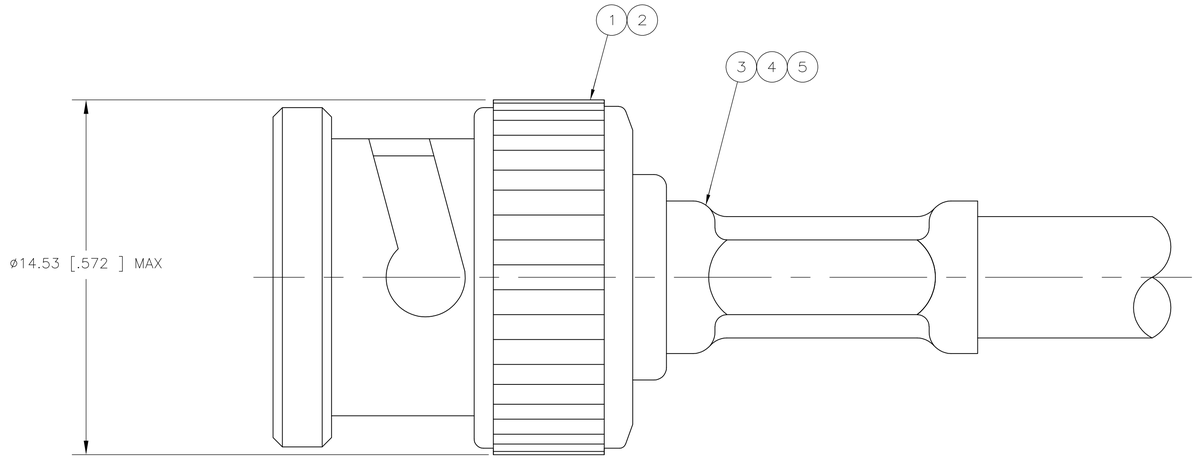

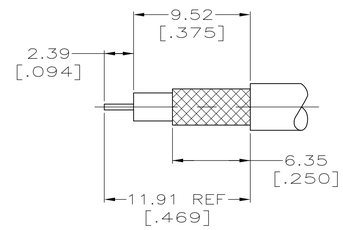

RECOMMENDED STRIP LENGTH
SCALE 4:1

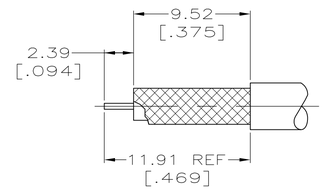

RECOMMENDED STRIP LENGTH
SCALE 4:1
(FOR 413589-5 AND 1-413589-2 ONLY)

	FOR USE WITH CABLE	CONTACT CRIMP (SQUARE)	FERRULE CRIMP (HEX)	DIE SET 1	5 TUBING, PLASTIC QTY=1	4 TUBING QTY=1	3 FERRULE QTY=1	2 CONTACT QTY=1	1 PLUG ASSY QTY=1	PART NUMBER
3	AT&T KS 19224 L2 CABLE AND JIS 1.5C-XV	1.07 [.042]	4.52 [.178]	852922-2	227194-2	222001-4	9-413658-2	413657-6	413653-2	9-413589-6
OBSOLETE 3	JIS 3C-2V	1.07 [.042]	5.41 [.213]	852922-1	–	–	9-221132-4	1-413657-0	413653-5	9-413589-5
OBSOLETE	RG-59 TYPE WITH .031 DIA CENTER CONTACT, BELDEN 9266, 9240 & 9259	1.07 [.042]	6.48 [.255]	852922-1	–	–	9-221132-1	413657-8	413653-1	9-413589-4
OBSOLETE	RG-179/U, 179A/U, 179B/U, 187/U & 187A/U	1.07 [.042]	4.52 [.178]	852922-2	227194-2	222001-4	9-413658-0	413657-6	413653-2	9-413589-3
OBSOLETE	AT&T 734A	1.07 [.042]	6.48 [.255]	852922-1	–	–	9-221132-3	413657-8	413653-4	9-413589-2
OBSOLETE	BELDEN 8218 AND JIS 2.5C-2V	1.07 [.042]	4.52 [.178]	852922-2	–	–	9-221132-6	413657-4	413653-2	9-413589-1
OBSOLETE	RG-59/U, 59A/U & 59B/U	1.07 [.042]	6.48 [.255]	852922-1	–	–	9-221132-1	413657-2	413653-1	9-413589-0
4 OBSOLETE	CUSTOM CABLE: C/C=Ø.021, DIELECTRIC=Ø.122, JACKET=Ø.173	1.07 [.042]	5.41 [.213]	852922-1	–	–	9-221132-0	1-413657-0	413653-5	2-413589-1
OBSOLETE	MONTROSE 8466-3 AND 8299-3	1.07 [.042]	5.41 [.213]	852922-1	–	–	9-221132-0	1-413657-2	413653-5	1-413589-8
4 OBSOLETE	BELDEN 8218 AND JIS 2.5C-2V	1.07 [.042]	4.52 [.178]	852922-2	–	–	9-221132-6	413657-4	413653-2	1-413589-7
3	BELDEN 8218 AND JIS 2.5C-2V	1.07 [.042]	4.52 [.178]	852922-2	–	–	9-221132-6	413657-4	413653-2	1-413589-6
OBSOLETE 3	JIS 2.5C-2W	1.07 [.042]	5.41 [.213]	852922-1	–	–	9-221132-0	413657-4	413653-2	1-413589-5
OBSOLETE 3	JIS 3C-2W	1.07 [.042]	6.48 [.255]	852922-1	–	–	9-221132-9	1-413657-0	413653-6	1-413589-4
OBSOLETE 3	AT&T KS 19224 L2 CABLE AND JIS 1.5C-XV	1.07 [.042]	4.52 [.178]	852922-2	227194-2	222001-4	9-413658-2	413657-6	413653-2	1-413589-3
OBSOLETE 3	BELDEN 8281, 9231 & AT&T 728 AND JIS 5C-2V	1.07 [.042]	8.23 [.324]	852922-3	–	–	9-221132-2	413657-8	413653-3	1-413589-2
3	JIS 3C-2V	1.07 [.042]	5.41 [.213]	852922-1	–	–	9-221132-4	1-413657-0	413653-5	1-413589-1
	AT&T 735A C/C=Ø.016, DIELECTRIC=Ø.077, JACKET=Ø.130	1.07 [.042]	4.52 [.178]	852922-2	–	–	9-413658-2	413657-4	413653-2	1-413589-0
	RG-59 TYPE WITH .031 DIA CENTER CONTACT, BELDEN 9266, 9240 & 9259	1.07 [.042]	6.48 [.255]	852922-1	–	–	9-221132-1	413657-8	413653-1	413589-9
SUPERSEDED BY 5413589-8	~~RG-179/U, 179A/U, 179B/U, 187/U & 187A/U~~	~~1.07 [.042]~~	~~4.52 [.178]~~	~~852922-2~~	~~227194-2~~	~~222001-4~~	~~9-413658-0~~	~~413657-6~~	~~413653-2~~	~~413589-8~~
	AT&T 734A	1.07 [.042]	6.48 [.255]	852922-1	–	–	9-221132-3	413657-8	413653-4	413589-7
	TIMES RG-59/U, DOUBLE BRAID, .270 OD JACKET	1.07 [.042]	8.23 [.324]	852922-3	–	–	9-221132-2	413657-2	413653-1	413589-6
	BELDEN 8281, 9231 & AT&T 728 AND JIS 5C-2V	1.07 [.042]	8.23 [.324]	852922-3	–	–	9-221132-2	413657-8	413653-3	413589-5
OBSOLETE	AT&T KS 19224 L2 CABLE AND JIS 1.5C-XV	1.07 [.042]	4.52 [.178]	852922-2	227194-2	222001-4	9-413658-2	413657-6	413653-2	413589-4
	BELDEN 8218 AND JIS 2.5C-2V	1.07 [.042]	4.52 [.178]	852922-2	–	–	9-221132-6	413657-4	413653-2	413589-3
	RG-59/U, 59A/U & 59B/U	1.07 [.042]	6.48 [.255]	852922-1	–	–	9-221132-1	413657-2	413653-1	413589-2
OBSOLETE	BELDEN 88241	1.07 [.042]	6.48 [.255]	852922-1	–	–	9-413658-3	413657-2	413653-1	413589-1

THIS DRAWING IS A CONTROLLED DOCUMENT.

DIMENSIONS: INCHES

TOLERANCES UNLESS OTHERWISE SPECIFIED:
0 PLC ± –
1 PLC ± –
2 PLC ± 0.41 [.016]
3 PLC ± –
4 PLC ± –
ANGLES ± –

MATERIAL –
FINISH

DWN D. LAMAN 4-27-90
CHK R. E. RUTH 4/30/90
APVD R. E. RUTH 4/30/90
PRODUCT SPEC —
APPLICATION SPEC —
WEIGHT —

TE Connectivity

NAME PLUG, 75 OHM, HEX CRIMP, BNC

SIZE	CAGE CODE	DRAWING NO	RESTRICTED TO
A1	00779	C-413589	—

CUSTOMER DRAWING

SCALE	SHEET	REV
8:1	1 OF 1	Y4

4805 (3/11)