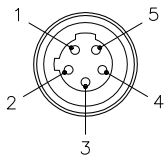
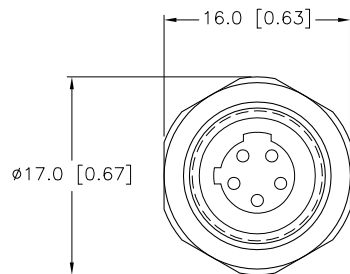


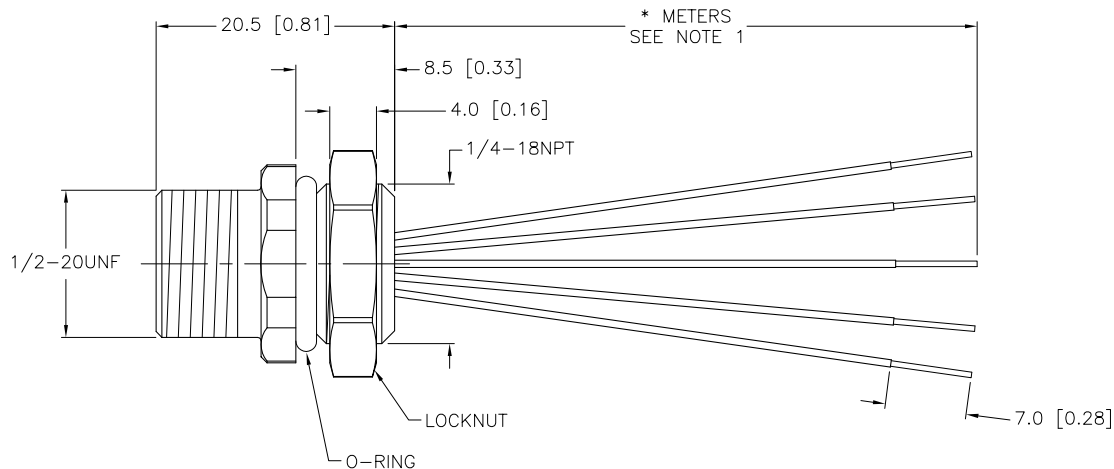
MALE END VIEW



- 1 = RED/WHITE
- 2 = RED
- 3 = GREEN
- 4 = RED/YELLOW
- 5 = RED/BLACK



END VIEW
LOCKNUT NOT SHOWN



SPECIFICATIONS

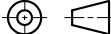
CONTACT CARRIER MATERIAL/COLOR	NYLON/BLACK
CONTACT MATERIAL/PLATING	BRASS/GOLD
HOUSING MATERIAL	BRASS/NICKEL
RATED CURRENT [A]	4.0 A
RATED VOLTAGE [V]	250 V
CONDUCTOR INSULATION MATERIAL	PVC
NUMBER OF CONDUCTORS [AWG]	5x22 AWG
TEMPERATURE RATING	-30°C to +80°C (-22°F to +176°F)
PROTECTION CLASS	NEMA 1,3,4,6P AND IEC IP67, IP68, IP69K

CABLE LENGTH	TOLERANCE
ALL LENGTHS	+ 4% (OR 50mm) OF LENGTH - 0% (OR 0mm) OF LENGTH WHICHEVER IS GREATER
STRIP LENGTH	TOLERANCE
0-7mm	±0.5mm
8-29mm	±1.0mm
30-49mm	±2.0mm
50-69mm	±3.0mm
70-100mm	±4.0mm
OVER 100mm	±5.0mm

NOTES:

- "*" INDICATES LEAD LENGTH IN METERS. CONTACT TURCK TO ORDER SPECIFIC LENGTHS.

SOURCE DRAWING - FOR REFERENCE ONLY

RELATED DOCUMENTS 1. 2. 3. 4.	3RD ANGLE PROJECTION	THIS DRAWING IS PROPERTY OF TURCK INC. USE OF THIS DOCUMENT WITHOUT WRITTEN PERMISSION IS PROHIBITED.		<div>TURCK inc</div> <div>High Technology Sensors and Automation Controls</div> <div>3000 CAMPUS DRIVE MINNEAPOLIS, MN 55441 1-800-544-7769 (763) 553-7300 (763) 553-0708 fax turck.com</div>		
						
MATERIAL	ALL DIMENSIONS DISPLAYED ON THIS DRAWING ARE FOR REFERENCE ONLY	DRFT	JB	DATE	07/30/02	DESCRIPTION FSB 5-*/18.25
SEE SPECIFICATIONS		DSGN		SCALE	1=.7	
FINISH		CONTACT TURCK FOR MORE INFORMATION	UNIT OF MEASUREMENT			IDENTIFICATION NO.
SEE SPECIFICATIONS	MILLIMETER [INCH]					
		DO NOT SCALE THIS DRAWING			FILE: 777001162	SHEET 1 OF 1

B	UPDATE PROTECTION CLASS	*CK	06/28/10	31556
REV	DESCRIPTION	BY	DATE	ECO NO.