

## LPT40 Series

40 Watts

### Data Sheet


Total Power: 44 - 55 Watts  
Input Voltage: 85 - 264 Vac  
120 - 300 Vdc  
# of Outputs: Triple

### SPECIAL FEATURES

- Universal input
- 3" x 5" footprint
- Less than 1U high
- Remote sense on main output
- Built-in EMI filter
- Low output ripple
- Adjustable main output
- Overvoltage protection
- Overload protection
- 110 KHz switching frequency
- LPX40 enclosure kit available
- RoHS compliant

### SAFETY

- UL UL60950  
E132002
- cUL 60950  
Level 3 LR53982C
- NEMKO EN 60950/EMKO-TUE  
P95100411 (74-sec) 203
- CB Certificate and report  
1118, 1122, 1123, 1124
- CE Mark (LVD)



### Electrical Specifications

Input	
Input range	85 - 264 Vac; 120 - 300 Vdc
Frequency	47 - 440 Hz
Inrush current	< 18 A peak @ 115 Vac; < 36 A peak @ 230 Vac, cold start @ 25 °C
Input current	1 A max. (RMS) @ 115 Vac
Efficiency	70% typical at full load (60% for LPT41)
EMI	FCC Class B conducted; CISPR 22 Class B conducted EN55022 Class B conducted; VDE 0878 PT3 Class B conducted
Safety ground leakage current	< 0.5 mA @ 50/60 Hz, 264 Vac input
Output	
Maximum power	40 W for convection (LPT41, 25 W); 55 W with 30CFM forced air (LPT41, 41 W)
Cross regulation	±2% on output 1; ±5% on outputs 2, 3
Adjustment range	-5, +10% minimum
Hold-up time	20 ms @ 40 W load, 115 Vac nominal line
Overload protection	Short circuit protection on all outputs. Case overload protected @ 110% to 145% above peak rating
Overvoltage protection	5.7 to 6.7 Vdc on the main output LPT41: 3.6 to 4.6 Vdc
Remote sense	Compensates for 0.5 V lead drop min. Will operate without remote sense connected. Reverse connection protected.

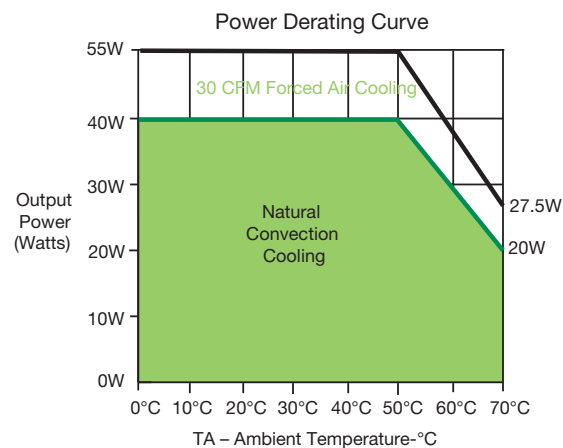
## Environmental Specifications

Operating temperature	0 °C to 50 °C ambient derate each output at 2.5% per degree from 50 °C to 70 °C, -20 °C start up.
Electromagnetic susceptibility	Designed to meet IEC 801, -2, -3, -4, -5, -6, Level 3
Humidity	Operating; non-condensing 5% to 95%
Vibration	Three orthogonal axes, sweep at 1 oct/min, 5 min. dwell at four major resonances 0.75 G peak 5 Hz to 500 Hz, operational
Storage temperature	-40 °C to 85 °C
Temperature coefficient	±.04% per °C
MTBF demonstrated	> 550,000 hours at full load and 25 °C ambient conditions

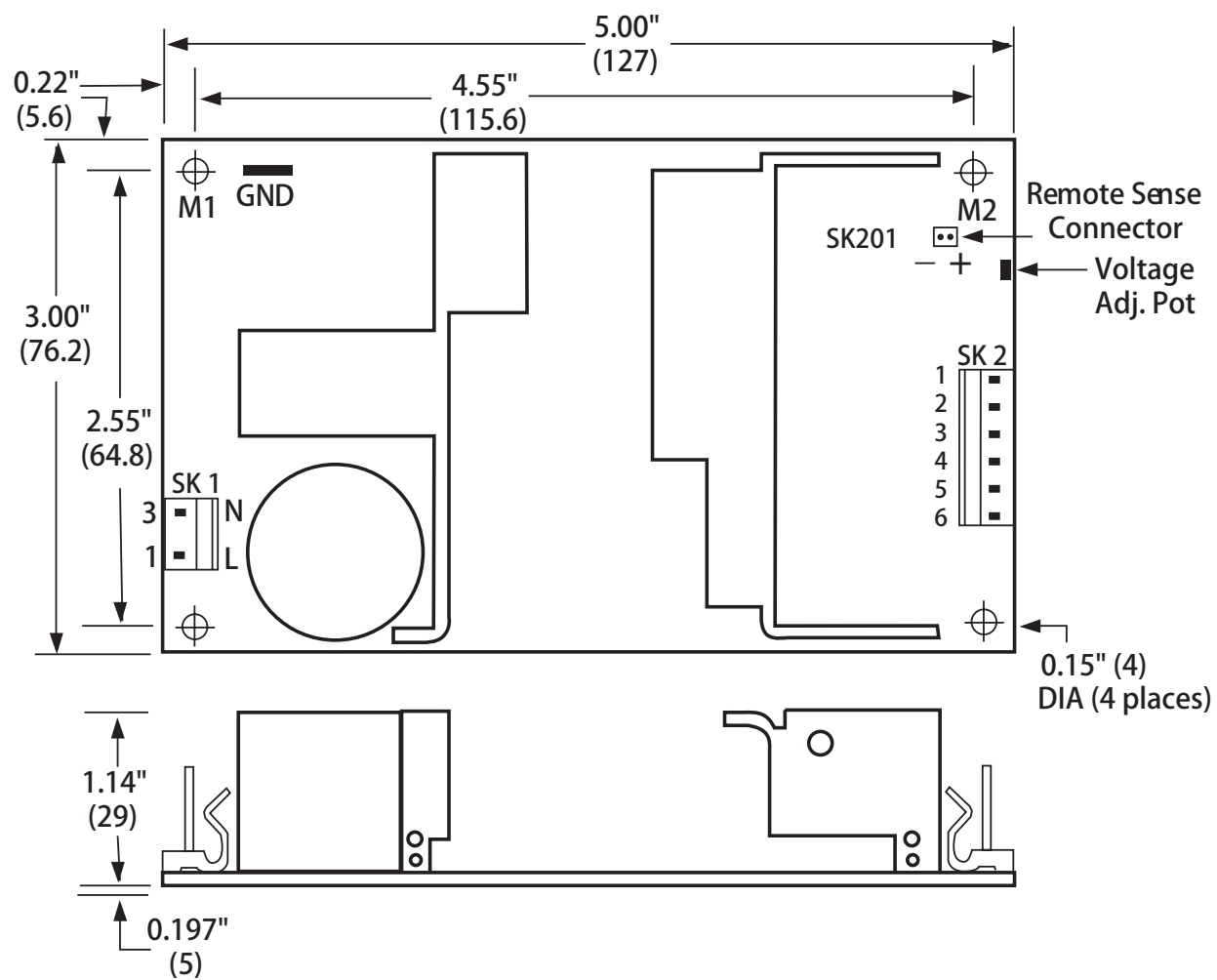
## Ordering Information

Model Number	Output Voltage	Minimum Load	Maximum Load with Convection Cooling	Maximum Load with 30CFM Forced Air	Peak Load <sup>1</sup>	Regulation <sup>2</sup>	Ripple P/P(PARD) <sup>3</sup>
LPT41	+3.3 V +5 V +12 V	0.5 A 0 A 0 A	4 A 1.5 A 0.5 A	7 A 2.0 A 0.7 A	7 A 2.5 A 0.7 A	±2% ±2% ±5%	50 mV 50 mV 120 mV
LPT42	+5 V +12 V -12 V	0.4 A 0.2 A 0 A	4 A 2 A 0.5 A	5 A 2.5 A 0.7 A	7 A 4 A 1 A	±2% ±5% ±5%	50 mV 120 mV 120 mV
LPT43	+5 V +12 V -12 V	0.5 A 0 A 0 A	6 A 0.5 A 0.5 A	8 A 0.7 A 0.7 A	9 A 1 A 1 A	±2% ±5% ±5%	50 mV 120 mV 120 mV
LPT44	+5 V +12 V -5 V	0.4 A 0.2 A 0 A	4 A 2 A 0.5 A	5 A 2.5 A 0.7 A	7 A 4 A 1 A	±2% ±5% ±5%	50 mV 120 mV 50 mV
LPT45	+5 V +15 V -15 V	0.4 A 0.2 A 0 A	4 A 2 A 0.5 A	5 A 2.5 A 0.7 A	7 A 3 A 1 A	±2% ±5% ±5%	50 mV 150 mV 150 mV
LPT46	+5 V +24 V +12 V	0.4 A 0.1 A 0 A	4 A 1.0 A 0.5 A	5 A 1.5 A 0.7 A	6 A 2 A 1 A	±2% ±7% ±5%	50 mV 240 mV 120 mV
LPT47	+5 V +24 V -12 V	0.4 A 0.2 A 0 A	4 A 1.0 A 0.5 A	5 A 1.5 A 0.7 A	6 A 2 A 1 A	±2% ±7% ±5%	50 mV 240 mV 120 mV

1. Peak current lasting < 30 seconds with a maximum 10% duty cycle.
2. At 25 °C including initial tolerance, line voltage, load currents and output voltages adjusted to factory settings.
3. Peak-to-peak with 20 MHz bandwidth and 10  $\mu$ F in parallel with a 0.1  $\mu$ F capacitor at rated line voltage and load ranges.
4. Minimum Loads are required.
5. This product is a Component Power Supply and is only for inclusion by professional installers within other equipment and must not be operated as a standalone product. EMC compliance to appropriate standards must be verified at the system level. This product is for sale to OEMs and System Integrators, including through Distribution Channels. It is not intended for sale to End Users.



## Mechanical Drawing



## Pin Assignments

Connector	LPT41	LPT42	LPT43	LPT44	LPT45	LPT46	LPT47
<b>SK1-1</b>	Line	Line	Line	Line	Line	Line	Line
<b>SK1-3</b>	Neutral	Neutral	Neutral	Neutral	Neutral	Neutral	Neutral
<b>SK2-1</b>	5V	+12V	+12V	+12V	+15V	+24V	+24V
<b>SK2-2</b>	3.3V	+5V	+5V	+5V	+5V	+5V	+5V
<b>SK2-3</b>	3.3V	+5V	+5V	+5V	+5V	+5V	+5V
<b>SK2-4</b>	Common	Common	Common	Common	Common	Common	Common
<b>SK2-5</b>	Common	Common	Common	Common	Common	Common	Common
<b>SK2-6</b>	12V	-12V	-12V	-5V	-15V	+12V	-12V
<b>SK201-1</b>	+Sense	+Sense	+Sense	+Sense	+Sense	+Sense	+Sense
<b>SK201-2</b>	-Sense	-Sense	-Sense	-Sense	-Sense	-Sense	-Sense

## Mating Connectors

AC Input	Molex 09-50-8031 (USA) 09-93-0300 (UK) PINS: 08-52-0113
DC Outputs	Molex 09-50-8061 (USA) 09-93-0600 (UK) PINS: 08-52-0113
Remote Sense	Molex 22-01-2025 PINS: 08-52-0123
Artesyn Embedded Technologies Connector Kit #70-841-006, includes all of the above	

1. Specifications subject to change without notice.
2. All dimensions in inches (mm), tolerance is  $\pm 0.02$ "  $\rightarrow$   $\pm 0.5$  mm
3. Mounting holes M1 and M2 should be grounded for EMI purposes.
4. Mounting hole M1 is safety ground connection.
5. Specifications are for convection rating at factory settings at 115 VAC input, 25 °C unless otherwise stated.
6. Warranty: 2 year
7. Weight: 0.5 lbs/0.23 kg

## WORLDWIDE OFFICES

### Americas

2900 S.Diablo Way  
Tempe, AZ 85282  
USA  
+1 888 412 7832

### Europe (UK)

Waterfront Business Park  
Merry Hill, Dudley  
West Midlands, DY5 1LX  
United Kingdom  
+44 (0) 1384 842 211

### Asia (HK)

14/F, Lu Plaza  
2 Wing Yip Street  
Kwun Tong, Kowloon  
Hong Kong  
+852 2176 3333

**ARTESYN**  
EMBEDDED TECHNOLOGIES

[www.artesyn.com](http://www.artesyn.com)

Artesyn Embedded Technologies, Artesyn and the Artesyn Embedded Technologies logo are trademarks and service marks of Artesyn Embedded Technologies, Inc. All other names and logos referred to are trade names, trademarks, or registered trademarks of their respective owners. © 2016 Artesyn Embedded Technologies, Inc. All rights reserved. For full legal terms and conditions, please visit [www.artesyn.com/legal](http://www.artesyn.com/legal).

For more information: [www.artesyn.com/power](http://www.artesyn.com/power)  
For support: [productsupport.ep@artesyn.com](mailto:productsupport.ep@artesyn.com)