

## Cable - VIP-CAB-FLK40/0,14/0,5M - 2318787

Please be informed that the data shown in this PDF Document is generated from our Online Catalog. Please find the complete data in the user's documentation. Our General Terms of Use for Downloads are valid (<http://phoenixcontact.com/download>)

Round cable set with 1 x IDC/FLK socket strip (40-position, 180 °-Out put) on 1 x IDC/FLK socket strip (40-position, 90 °-Out put), Cable length: 0.5 m




The figure shows the 50-pos. product version

### Why buy this product

- ✓ Available in any choice of length
- ✓ 26 to 50-pos.
- ✓ Individual serial number
- ✓ Connector according to IEC 60603-13
- ✓ 1:1 connection

RoHS

### Key Commercial Data

Packing unit	1 STK
GTIN	 4 046356 311984
GTIN	4046356311984
Weight per Piece (excluding packing)	127.720 g
Custom tariff number	85444290
Country of origin	Germany

### Technical data

#### General

Nominal voltage $U_N$	< 50 V AC
	60 V DC
Max. current carrying capacity per path	1 A
Max. conductor resistance	0.16 $\Omega$ /m

## Cable - VIP-CAB-FLK40/0,14/0,5M - 2318787

### Technical data

#### General

Length of cable	0.5 m
Single wire, cross section	0.14 mm <sup>2</sup>
Single wire, cross section [AWG]	26
Conductor construction: Number of litz wires:	7
Single wire, material	Cu tin-plated
External diameter	9.9 mm
Cable, preassembly	Insulation displacement, IEC 60352-4/DIN EN 60352-4
Shielding	no
Outer sheath, material	PVC
External sheath, color	gray RAL 7035

#### Environmental conditions

Ambient temperature (operation)	-20 °C ... 50 °C
Ambient temperature (storage/transport)	-20 °C ... 70 °C
Flame resistance	IEC 60332-1
	DIN VDE 0482 Part 332-1
Resistance to oil	UL 1581
Gasoline resistance	Against occasional splashes

#### Connector 1

Connection name	Field level
Connection method	IDC/FLK socket strip
Conductor cross section AWG	26
Number of connections	1
Number of positions	40
Exit angle	90 °
Pitch	2.54 mm

#### Connector 2

Connection name	Controller level
Connection method	IDC/FLK socket strip
Number of connections	1
Number of positions	40
Exit angle	180 °
Pitch	2.54 mm

#### Supported controller

Controller	universal
------------	-----------

#### Standards and Regulations

## Cable - VIP-CAB-FLK40/0,14/0,5M - 2318787

### Technical data

#### Standards and Regulations

Resistance to oil	UL 1581
Connection in acc. with standard	CUL
Flame resistance	IEC 60332-1
	DIN VDE 0482 Part 332-1

#### Environmental Product Compliance

China RoHS	Environmentally Friendly Use Period = 50
	For details about hazardous substances go to tab "Downloads", Category "Manufacturer's declaration"

### Approvals

#### Approvals


#### Approvals


EAC / UL Listed / cUL Listed / cULus Listed

#### Ex Approvals

#### Approval details

EAC		RU C- DE.A*30.B00767
-----	---	-------------------------

UL Listed		<a href="http://database.ul.com/cgi-bin/XYV/template/LISEXT/1FRAME/index.htm">http://database.ul.com/cgi-bin/XYV/template/LISEXT/1FRAME/index.htm</a>	FILE E 238705
Nominal current IN	1 A		
Nominal voltage UN	125 V		

cUL Listed		<a href="http://database.ul.com/cgi-bin/XYV/template/LISEXT/1FRAME/index.htm">http://database.ul.com/cgi-bin/XYV/template/LISEXT/1FRAME/index.htm</a>	FILE E 238705
Nominal current IN	1 A		

## Cable - VIP-CAB-FLK40/0,14/0,5M - 2318787

### Approvals

Nominal voltage UN	125 V

cULus Listed	
--------------	---