



Part Number
Key Word



Site Search

TOP

NEWS RELEASE

CONNECTOR SEARCH

CATALOG

SAMPLE

STOCK CHECK

TOP > FI-S5S

Product List

Product Name	FI-S5S
Series Name	FI Series
Contact spacing (mm)	1.25
Number of rows	1
Number of Contacts	5
Lead free	-
Connector type	Cable side Plug housing
PCB mounting type	-
PCB mounting method	-
Wire termination method	Crimp
Applicable wire	Discrete wire
Finish of contact in connecting area	-

Finish of contact in terminal area	-
Finish of contact in PCB mounting area	-
Material of housing	Glass-filled Nylon (UL94V-0)
PCB side connector styles	-
PCB mounted height (mm)	-
Electro magnetic shield function	No
Remarks	
Related Documents	 98Kbytes
Pair	

Notice:

1. The values specified in this web site are only for reference. The products and their specifications are subject to change without notice. Contact our sales staff for further information before considering or ordering any of our products.
For purchase, a product specification must be agreed upon.
2. Users are requested to provide protection circuits and redundancy circuits to ensure safety of the equipment, and sufficiently review the suitability of JAE's products to the equipment.
3. The products presented in this web site are designed for the uses recommended below.
We strongly suggest you contact our sales staff when considering use of any of the products in any other way than the recommended applications or for a specific use that requires an extremely high reliability.

(1) Applications that require consultation:

- (i) Please contact us if you are considering use involving a quality assurance program that you specify or that is peculiar to the industry, such as:
Automotive electrical components, train control, telecommunications devices (mainline), traffic light control, electric power, combustion control, fire prevention or security systems, disaster evention equipment, etc.
- (ii) We may separately give you our support with a quality assurance program that
you specify, when you think of a use such as :

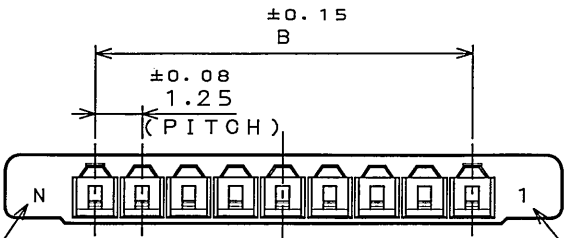
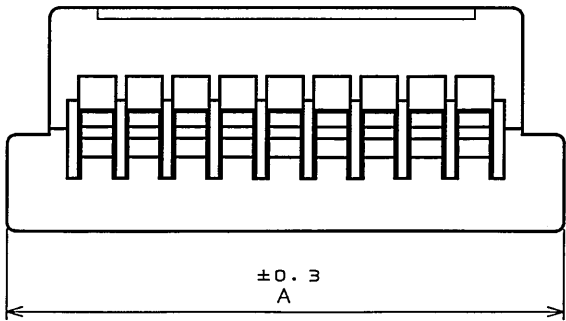
Aviation or space equipment, submarine repeaters, nuclear power control systems, medical equipment for life support, etc.

(2) Recommended applications include:

Computers, office appliances, telecommunications devices (terminals, mobile units), measuring equipment, audiovisual equipment, home electric appliances, factory automation equipment, etc

0571E0PS
(ON 0NIMVHD) 台器器器

版数 REV.	年月日 DATE	CON NO.	変更内容 DESCRIPTION	製図 DR.	担当 CHK.	査閲 APPD.	承認 APPD.
2	14.Oct.1998	42877	REVISED FORM		H.OBIKANE		H.AMEMIYA
3	25.Jun.2004	055380	CORRECT AN ERROR		T.YAMAJI	<i>m. Suzuki</i>	<i>H. Obikane</i>



NOTE 2
(注2)

NOTE 1
(注1)

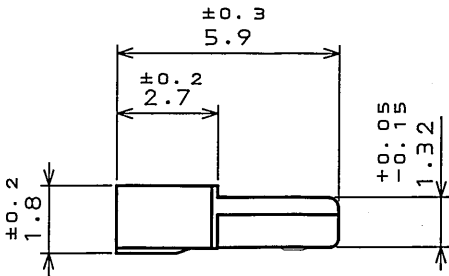
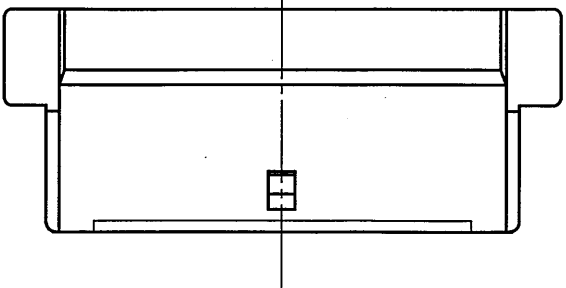


TABLE 1
表-1

DIMENSION NO. OF CONTACTS(N)	A	B	C
2	6	1.25	3.8
3	7.25	2.5	5.05
4	8.5	3.75	6.3
5	9.75	5	7.55
6	11	6.25	8.8

NOTE 1. NUMBER OF CONTACTS APPEARS IN RAISED LETTERS.
2. TOOLING MARK APPEARS IN RAISED LETTERS.
1. この面に端子番号を浮き出す。
2. この面に金型マークを浮き出す。

1	HOUSING ハウジング	1	GLASS FILLED 6-6NY ガラス入り6-6ナイロン	UL94V-0, BLACK (ブラック)
符号 NO.	名称 DESCRIPTION	個数 QTY.	材料 MATERIAL	仕上 FINISH
仕様書 (SPECIFICATION)		第1版 (ORIGINAL DATE) 30.Oct.1996		尺度 (SCALE) 5:1
公差 (GENERAL TOLERANCE)		製図 DR.	H.ABE	名称 (TITLE) FI-S***S
寸法 (DIMENSION) 角度 (ANGLES)		担当 CHK.	K.HISAMATSU	HOUSING ハウジング
. ±0.8 X° ±		査閲 APPD.	K.IBARAKI	
.X ±0.4 X°X' ±		承認 APPD.	T.MORINO	
.XX ±0.1				質量 (MASS)
.XXX ±				
				日本航空電子工業株式会社 JAPAN AVIATION ELECTRONICS INDUSTRY, LTD.
				図面番号 (DRAWING NO.) SJ031450
				版数 (REV.) 3