

EMC Components

Common Type Chip Beads

SMD

MCZ Series MCZ1210 Type

Size: JIS/IEC 1210, EIA 0504

This is a common type bead product that removes the noise components in a signal line and includes beads for two lines in a single chip. The product exhibits substantial impedance characteristics in the high frequency range and is therefore capable of effectively removing differential mode noises. Additionally, an appropriate amount of magnetic coupling is created between the beads of the two lines, giving the product the capability to remove not only differential mode noise but common mode noise as well. It is encased in a 1210 casing. This is an SMD product that allows for automatic mounting by taping.

FEATURES

- Compact size, Low Rdc (0.75Ω max.)
- Capable of removing both common and differential mode noises.
- Closed magnetic circuit structure allows high-density installation while preventing crosstalk between circuits.

APPLICATIONS

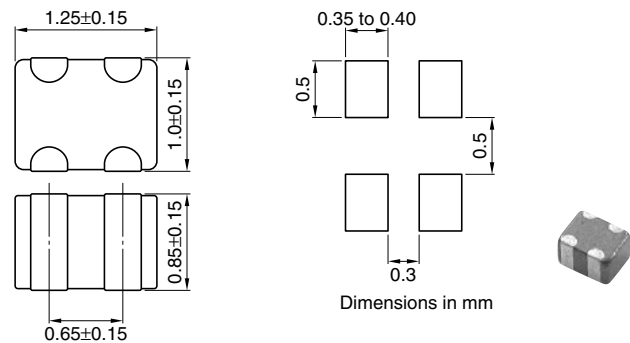
Audio signal lines used in cell phones and mobile audio devices, personal computers and peripheral equipment, PDA, digital camera, etc.

PRODUCT IDENTIFICATION

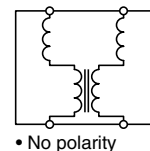
MCZ	1210	A	D	102	T
(1)	(2)	(3)	(4)	(5)	(6)

- (1) Series name
(2) Dimensions L×W
(3) Ferrite material
(4) Number of line
(5) Impedance
102:1000Ω at 100MHz
(6) Packaging style
T:Taping

SHAPES AND DIMENSIONS/RECOMMENDED PC BOARD PATTERN



CIRCUIT DIAGRAM



PACKAGING STYLE AND QUANTITIES

Packaging style	Quantity
Taping	4000 pieces/reel

ELECTRICAL CHARACTERISTICS

Part No.	Open mode impedance (Ω)[at 100MHz]	DC resistance (Ω)max.	Insulation resistance (MΩ)min.	Rated voltage Edc(V)max.	Rated current Idc(mA)max.
MCZ1210AD102	1000±25%	0.75	1	5	50
MCZ1210AD221	220±25%	0.3	1	5	350
MCZ1210AD121	120±25%	0.2	1	5	500

EMC Components

Common Type Chip Beads
SMD

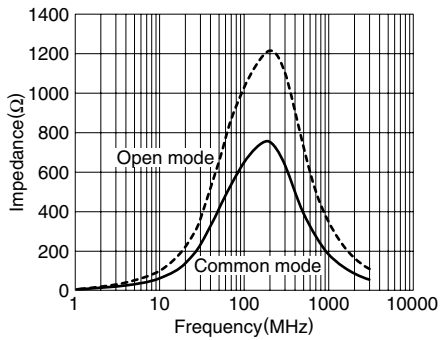
MCZ Series MCZ1210 Type

Size: JIS/IEC 1210, EIA 0504

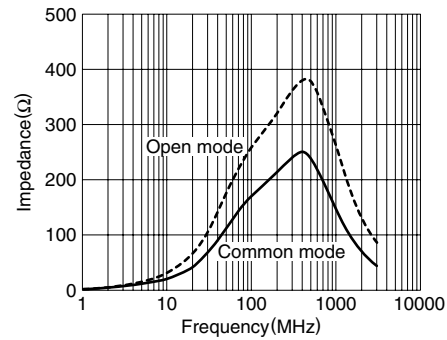
TYPICAL ELECTRICAL CHARACTERISTICS

IMPEDANCE vs. FREQUENCY CHARACTERISTICS

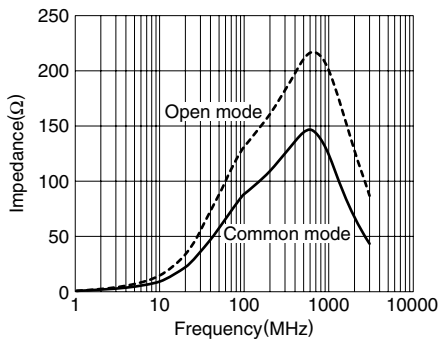
MCZ1210AD102



MCZ1210AD221



MCZ1210AD121



MEASURING CIRCUITS

