

(1.27 mm) .050"

YFW SERIES

ELEVATED OPEN-PIN-FIELD STACKER

SPECIFICATIONS

For complete specifications and recommended PCB layouts see www.samtec.com?YFW

Insulator Material:
Black Liquid Crystal Polymer
Terminal Material:
Brass

Operating Temp Range:
-55 °C to +125 °C

Plating:
Au over 50 μ" (1.27 μm) Ni
RoHS Compliant:
No

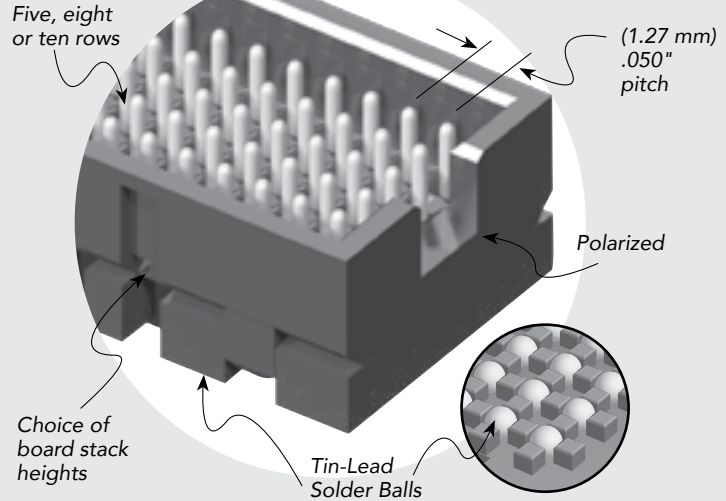
Lead-Free Solderable:
No

RECOGNITIONS

For complete scope of recognitions see www.samtec.com/quality

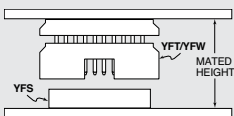


Mates with:
YFS



TYPE	NO. PINS PER ROW	LEAD STYLE	PLATING OPTION	ROW OPTION	SB	OPTION	PACKAGING
YFW = Stacker	-20, -30, -40, -50	Specify LEAD STYLE FROM chart below.	-H = 30 μ" (0.76 μm) Gold on post	-05 = Five Row -08 = Eight Row (Lead styles -07, -09 & -12 only) -10 = Ten Row	-K = Polyimide Film Pick & Place Pad (-07, -09 and -12 only)		Leave blank for tube packaging -TR = Tape & Reel (-07, -09 & -12 only) Style -12 50 x 10 not available -FR = Full Reel Tape & Reel (must order max. quantity per reel; contact Samtec for quantity breaks) (-07, -09 & -12 only) Style -12 50 x 10 not available

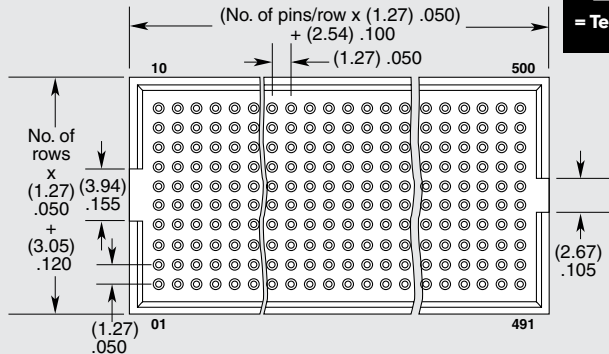
STACK HEIGHTS



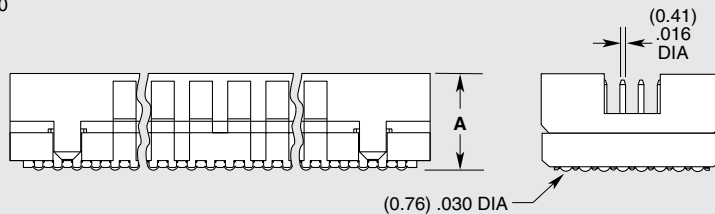
HEADER/STACKER	MATED HEIGHT
YFT-05	(5.00) .197
YFW-07*	(7.00) .276
YFW-09*	(9.00) .354
YFW-12*	(12.00) .472
YFW-19*	(19.00) .748
YFW-25*	(25.00) .984

Processing conditions will affect mated height.

* See YFT Series for specifications



LEAD STYLE	A
-07	(6.65) .262
-09	(8.64) .340
-12	(11.63) .458
-19	(18.62) .733
-25	(24.61) .969



Note:
Some sizes, styles and options are non-standard, non-returnable.