

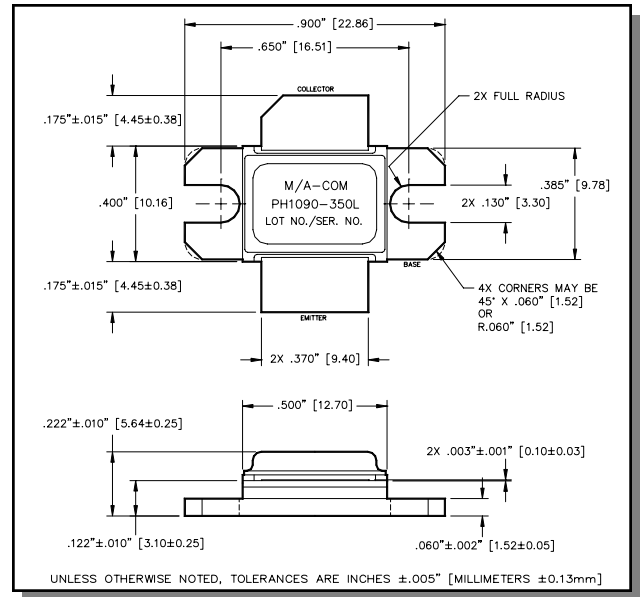
Avionics Pulsed Power Transistor
350W, 1090 MHz, 250µs Pulse, 10% Duty

M/A-COM Products
Released, 30 May 07

Features

- NPN silicon microwave power transistors
- Common base configuration
- Broadband Class C operation
- High efficiency inter-digitized geometry
- Diffused emitter ballasting resistors
- Gold metallization system
- Internal input and output impedance matching
- Hermetic metal/ceramic package
- RoHS Compliant

Outline Drawing



Absolute Maximum Ratings at 25°C

Parameter	Symbol	Rating	Units
Collector-Emitter Voltage	V_{CES}	80	V
Emitter-Base Voltage	V_{EBO}	3.0	V
Collector Current (Peak)	I_C	17	A
Power Dissipation @ +25°C	P_{TOT}	875	W
Storage Temperature	T_{STG}	-65 to +200	°C
Junction Temperature	T_J	200	°C

Electrical Specifications: $T_C = 25 \pm 5^\circ\text{C}$ (Room Ambient)

Parameter	Test Conditions	Frequency	Symbol	Min	Max	Units
Collector-Emitter Breakdown Voltage	$I_C = 250\text{mA}$		BV_{CES}	80	-	V
Collector-Emitter Leakage Current	$V_{CE} = 45\text{V}$		I_{CES}	-	25	mA
Thermal Resistance	$V_{CC} = 45\text{V}$, $P_{out} = 350\text{W}$	$F = 1090\text{ MHz}$	$R_{TH(JC)}$	-	0.2	°C/W
Input Power	$V_{CC} = 45\text{V}$, $P_{out} = 350\text{W}$	$F = 1090\text{ MHz}$	P_{IN}	35	55	W
Power Gain	$V_{CC} = 45\text{V}$, $P_{out} = 350\text{W}$	$F = 1090\text{ MHz}$	G_P	8.0	10.0	dB
Collector Efficiency	$V_{CC} = 45\text{V}$, $P_{out} = 350\text{W}$	$F = 1090\text{ MHz}$	η_C	55	-	%
Input Return Loss	$V_{CC} = 45\text{V}$, $P_{out} = 350\text{W}$	$F = 1090\text{ MHz}$	RL	-	-9	dB
Load Mismatch Tolerance	$V_{CC} = 45\text{V}$, $P_{out} = 350\text{W}$	$F = 1090\text{ MHz}$	VSWR-T	-	2:1	-
Load Mismatch Stability	$V_{CC} = 45\text{V}$, $P_{out} = 350\text{W}$	$F = 1090\text{ MHz}$	VSWR-S	-	1.5:1	-

Avionics Pulsed Power Transistor
350W, 1090 MHz, 250µs Pulse, 10% Duty

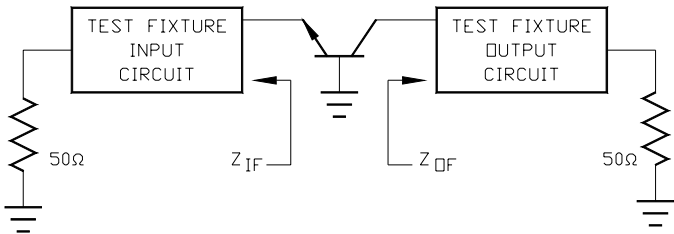
M/A-COM Products
Released, 30 May 07

Typical RF Performance

Freq. (MHz)	Pin (W)	Pout (W)	Gain (dB)	Ic (A)	Eff (%)	RL (dB)	VSWR-S (1.5:1)	VSWR-T (2:1)
1090	51.6	350	8.32	12.8	61.0	-15.0	S	P

RF Test Fixture Impedance

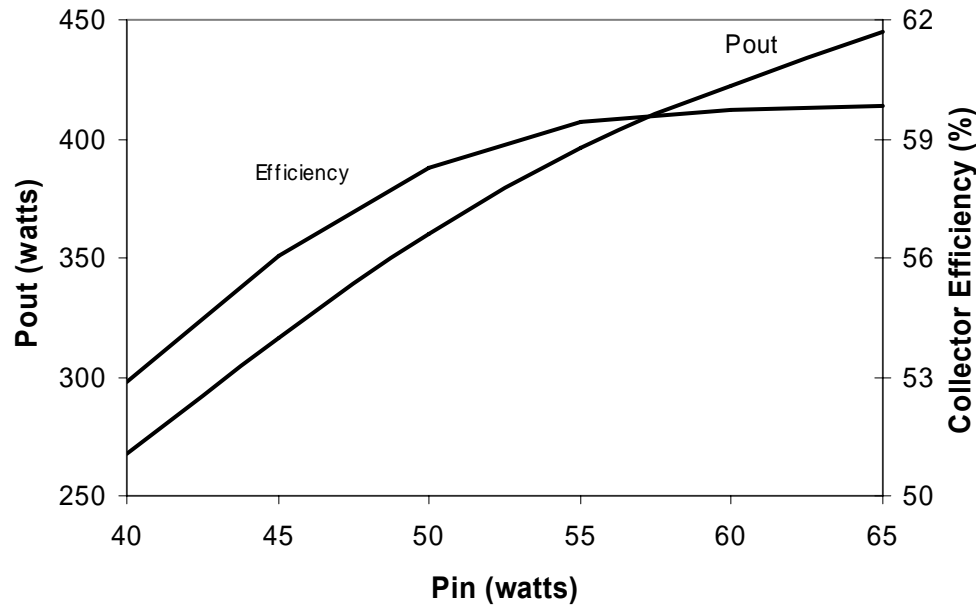
F (MHz)	Z _{IF} (Ω)	Z _{OF} (Ω)
1090	2.5 - j1.5	1.0 - j0.9



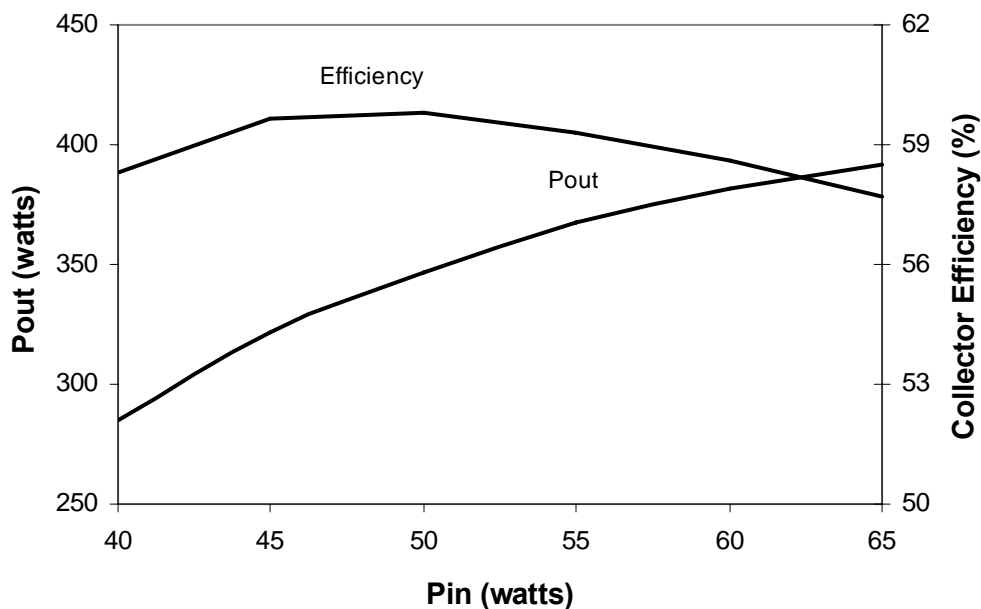
Avionics Pulsed Power Transistor
350W, 1090 MHz, 250µs Pulse, 10% Duty

M/A-COM Products
Released, 30 May 07

RF Power Transfer Curve 1030 MHz, Output Power & Efficiency vs. Input Power



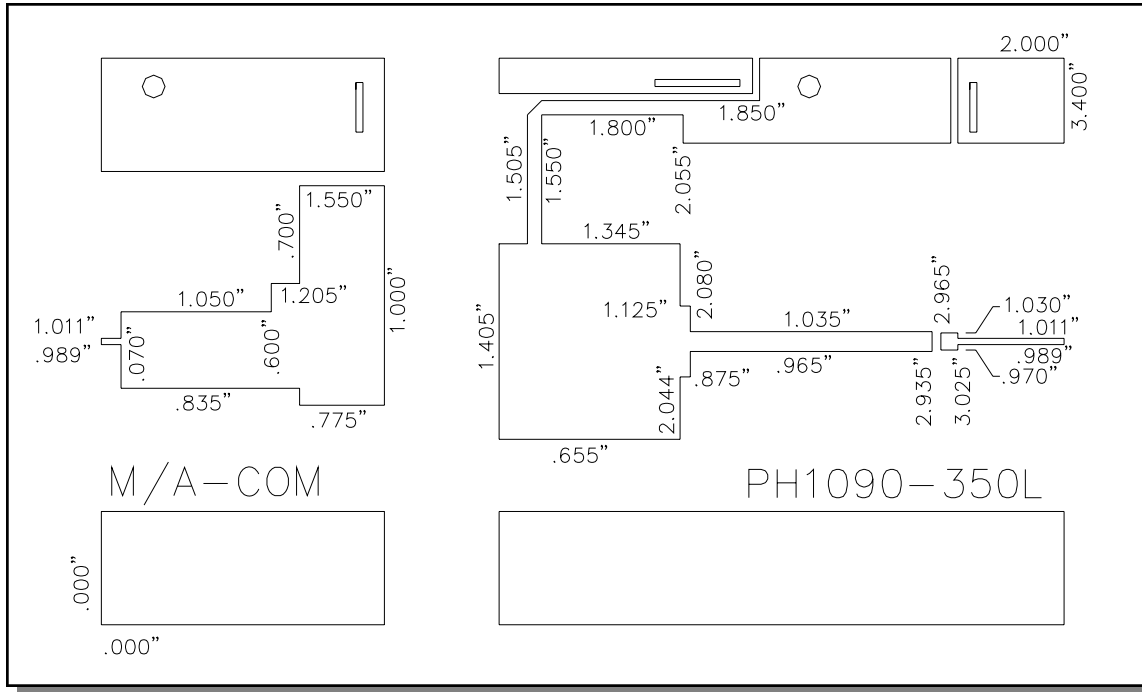
RF Power Transfer Curve 1090 MHz, Output Power & Efficiency vs. Input Power



Avionics Pulsed Power Transistor
350W, 1090 MHz, 250µs Pulse, 10% Duty

M/A-COM Products
Released, 30 May 07

Test Fixture Circuit Dimensions



Test Fixture Assembly

