


Sealed Tactile Switch (SMT)

B3SN

Sealed Surface-mounting Switches Sealed Structure for High Reliability. Available on Embossed Tape

- Sealed construction conforming to IP67 (IEC-60529) provides high reliability in locations exposed to dust or water. (* Excluding the terminal section.)
- Available with ground terminals for protection against static electricity.
- Use of a stainless-steel spring provides a crisp clicking action.
- Gold plated version enables stable contact and insulation over long periods of time.
- Available in embossed taping packages for automatic mounting.



RoHS Compliant

■ List of Models

6 × 6 mm Models

Operation type	Contact material	Height	Operating force (OF)	Plunger color	Without ground terminal				With ground terminal			
					Bags		Embossed taping		Bags		Embossed taping	
					Model	Minimum packing unit	Model	Minimum packing unit	Model	Minimum packing unit	Model	Minimum packing unit
B3SN-3000 Series	Silver plated	3.1 mm	1.57 N {160 gf}	Ivory	B3SN-3012	100 pcs	B3SN-3012P	3,000 pcs	B3SN-3112	100 pcs	B3SN-3112P	3,000 pcs
B3SN-G Series Gold-plated	Gold plated		1.76 N {180 gf}	Black	---	---	B3SN-3012P-G		---	---	---	---

Note: Switches in bags must be ordered in units of 100 pieces, and Switches on embossed taping must be ordered in units of 3,000 pieces. Individual Switches are not sold individually.

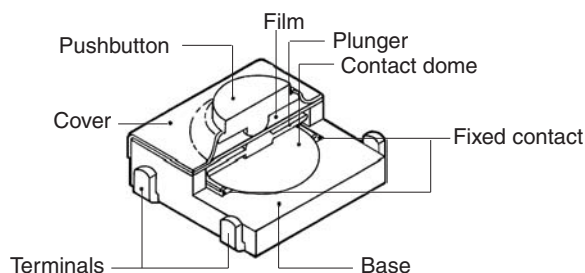
■ Ratings/Characteristics

Rating (resistive load)	1 to 50 mA, 3 to 24 VDC
Minimum applicable load (reference value)	10 μ A at 1 VDC (resistive load)
Ambient operating temperature	-25°C to +70°C at 60%RH max. (with no icing or condensation)
Ambient operating humidity	35% to 85% (at +5 to +35°C)
Contact form	SPST-NO
Contact resistance (initial value)	100 m Ω max.
Insulation resistance	100 M Ω min. (at 250 VDC with insulation tester)
Dielectric strength	250 VAC, 50/60 Hz for 1 min
Bounce time	5 ms max.
Vibration resistance	Malfunction: 10 to 55 Hz, 1.5-mm double amplitude
Shock resistance	Destruction: 1,000 m/s ² {approx. 100G} max.
Durability	100,000 operations min.
Weight	Approx. 0.2 g
Degree of protection	IEC IP67
Washing	Possible

■ Operating Characteristics

Item	Type	B3SN-3000 Series	B3SN-G Series
Operating force (OF)		1.57 \pm 0.49 N {160 \pm 50 gf} max.	1.76 \pm 0.59 N {180 \pm 60 gf} max.
Releasing force (RF)		0.29 N {30 gf} min.	
Pretravel (PT)		0.25 \pm 0.15 mm	

■ Model Structure



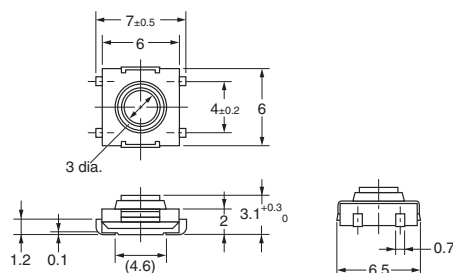

■ Dimensions

Note: The numbers used for terminals in the following graphics are indicated in the "Bottom View" diagram below. In this diagram, the Switch is rotated so that the terminals are on the right and left-hand sides, and the OMRON logo appears the right way up.

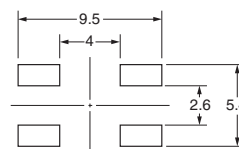


Without Ground Terminal

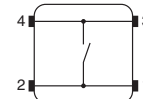
B3SN-3012
B3SN-3012P
B3SN-3012-G



PCB Pad
(Top View)

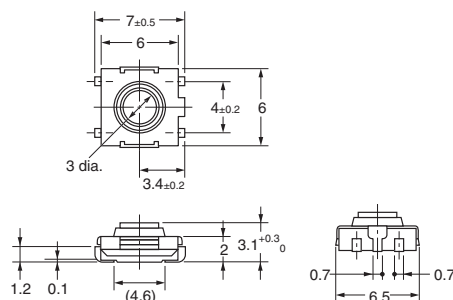
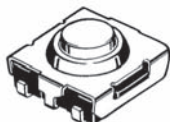


Terminal Arrangement
/Internal Connections
(Top View)

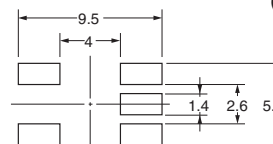


With Ground Terminal

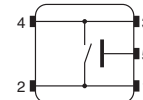
B3SN-3112
B3SN-3112P



PCB Pad
(Top View)



Terminal Arrangement
/Internal Connections
(Top View)



Note: Unless otherwise specified, a tolerance of ± 0.3 mm applies to all dimensions. No terminal numbers are indicated on the Switches.

■ Precautions

Be sure to read the safety precautions common to all Tactile Switches on pages for correct use.

- Application examples provided in this document are for reference only. In actual applications, confirm equipment functions and safety before using the product.
- Consult your OMRON representative before using the product under conditions which are not described in the manual or applying the product to nuclear control systems, railroad systems, aviation systems, vehicles, combustion systems, medical equipment, amusement machines, safety equipment, and other systems or equipment that may have a serious influence on lives and property if used improperly. Make sure that the ratings and performance characteristics of the product provide a margin of safety for the system or equipment, and be sure to provide the system or equipment with double safety mechanisms.

Note: Do not use this document to operate the Unit.

OMRON Corporation
Electronic and Mechanical Components Company

Contact: www.omron.com/ecb

Cat. No. C096-E1-06
1014(0207)(O)

Mouser Electronics

Authorized Distributor

Click to View Pricing, Inventory, Delivery & Lifecycle Information:

Omron:

B3SN-3012P