GROMMET TABLE							MOUNTING OPTIONS
PART NUMBER	DIM. "A" ±.010	DIM. "B" ±.010	PANEL THICKNESS	PANEL HOLE SIZE	DIM. "C"	DIM. "D"	METAL SCREWS 'VGS
VG-1	.380 [9.7]	.158 [4]	.057±.006 [1.45±0.15]	.250±.005 [6.35±0.13]	.087 [2.2]	.231 [5.9]	VGS-1
VG-2	.565 [14.4]	.188 [4.8]	.063±.006 [1.6±0.15]	.375±.005 [9.53±0.13]	.131 [3.3]	.324 [8.2]	VGS-2
VG-3	.380 [9.7]	.158 [4]	.031±.003 [0.79±0.08]	.250±.005 [6.35±0.13]	.100 [2.5]	.231 [5.9]	VGS-1
VG-4	.565 [14.4]	.188 [4.8]	.043±.004 [1.09±0.1]	.375±.005 [9.53±0.13]	.141 [3.6]	.324 [8.2]	VGS-2
VG-5	[.374] 9.5	[.142] 3.6	[.055±.006] 1.4±0.15	[.217±.005] 5.5±0.13	[.083] 2.1	[.217] 5.5	VGS-3

VGS SCREWS ARE SOLD SEPARATELY. PLEASE SEE DRAWING "VGS" FOR DIMENSIONS AND DETAILS

SUGGESTED PANEL

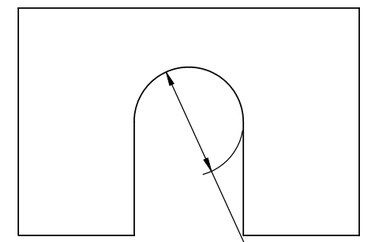

SEE GROMMET TABLE
FOR PANEL HOLE SIZE

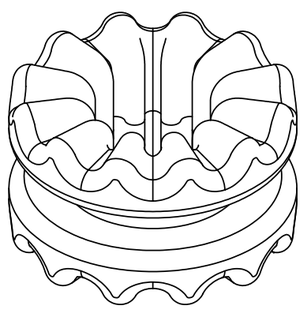

VG-1 TO VG-4

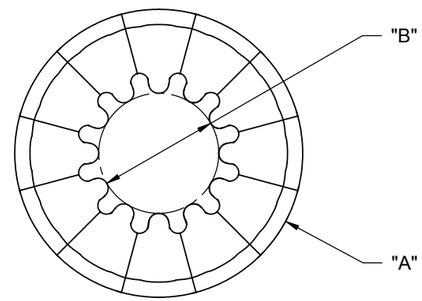

APPLICATION VIEW

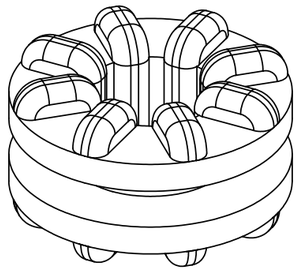

VG-5

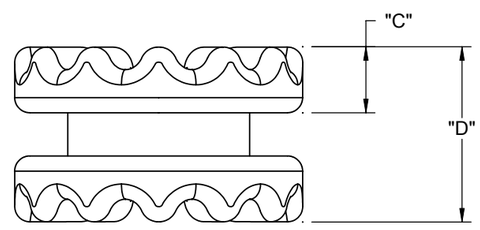

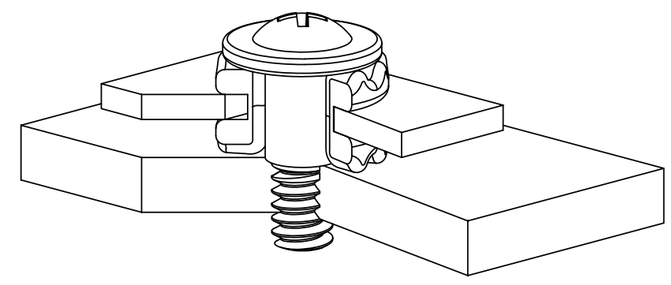

NOTES:
1. MATERIAL: NEOPRENE RUBBER UL 94 V-0 (RMS-190)
2. COLOR: BLACK
3. PRIMARY DIMENSIONS ARE IN INCHES,
SECONDARY DIMENSIONS [mm] ARE REFERENCE,
EXCEPT FOR PART VG-5, PRIMARY UNITS ARE mm

REV.	DESCRIPTION	ENGR.	DATE
G	SEE CO 200079 FOR CHANGES	SK	12/04/07
F	SEE ECN #1299	SK	03/20/07
E	SEE ECN #1298	SK	03/16/07
D	SEE ECN #1294	SK	03/07/07
C	SEE ECN #1195 FOR CHANGES	SK	07/19/06
B	SEE ECN # 1031	SK	07/27/05
A	RELEASED FOR PRODUCTION	SK	07/25/05

TITLE: VIBRATION GROMMET

DWG IN IN [MM]

CREATED USING SOLIDWORKS

TOLERANCES UNLESS NOTED
.XX=±.010
.XXX=±.005
FRAC.=±1/64
ANG.=±1°

FILE #: VG
SHEET: 1 OF 1
SHEET SIZE: B
DWN: R.D.G.
APP: R.D.G.
DT: 04/19/05
CHKD: D.J.Z

FINAL

RE: RICHCO
--

RICHCO, INC.
ENG@RICHCO-INC.COM
(773) 539-4060

PART # SEE TABLE

PRINT TYPE CA