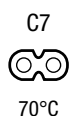


## US Power Supply Cord with C7 Plug, Straight



See below:  
[Approvals and Compliances](#)

### Description

- 1 Function :
- Power Supply Cord
- Protection class II
- Pin temperature 70 °C
- custom specific versions on request

### Technical Data

Ratings UL/CSA	7 A / 125 VAC; 50/60 Hz	appliance inlet/-outlet	C7 acc. to UL 498, CSA C22.2 no. 42 (for cold conditions) pin-temperature 70 °C, 2.5 A, Protection Class II
Dielectric Strength	> 2 kVDC between L-N > 2 kVAC between L/N-PE (1 min/50 Hz)		
Allowable Operation Temperature	-25 °C to 70 °C		
IP-Protection	from front side IP 20 acc. to IEC 60529		
Insulation cover	Suitable for appliances with protection class II acc. to IEC 61140		
Terminal	moulded		
Material: Housing	PVC, black		

### Approvals and Compliances

Detailed information on product approvals, code requirements, usage instructions and detailed test conditions can be looked up in [Details about Approvals](#)

### Approvals

The approval mark is used by the testing authorities to certify compliance with the safety requirements placed on electronic products.  
Approval Reference Type:

Approval Logo	Certificates	Certification Body	Description
	<a href="#">UL Approvals</a>	UL	UL File Number:
	<a href="#">CSA Approvals</a>	CSA	CSA Certification Record:


### Product standards

Product standards that are referenced

Organization	Design	Standard	Description
	Designed according to	IEC 60320-1	Appliance couplers for household and similar general purposes
	Designed according to	UL 498	Standard for Attachment Plugs and Receptacles
MISSING PICTURE:	Designed according to	CSA C22.2 no. 42	General Use Receptacles, Attachment Plugs, and Similar Wiring Devices





Application standards

Application standards where the product can be used

Organization	Design	Standard	Description
	Designed for applications acc.	IEC/UL 60950	IEC 60950-1 includes the basic requirements for the safety of information technology equipment.


Compliances

The product complies with following Guide Lines

Identification	Details	Initiator	Description
	<a href="#">CE declaration of conformity</a>	SCHURTER AG	The CE marking declares that the product complies with the applicable requirements laid down in the harmonisation of Community legislation on its affixing in accordance with EU Regulation 765/2008.
	RoHS	SCHURTER AG	EU Directive RoHS 2011/65/EU
	China RoHS	SCHURTER AG	The law SJ / T 11363-2006 (China RoHS) has been in force since 1 March 2007. It is similar to the EU directive RoHS.
	REACH	SCHURTER AG	On 1 June 2007, Regulation (EC) No 1907/2006 on the Registration, Evaluation, Authorization and Restriction of Chemicals 1 (abbreviated as "REACH") entered into force.

All Variants


Connector		cable				Plug				Order Number	
Type	V-Lock	Cord Type	Conductor cross section	Length [m]	Color	Type	Country	Standard	Style		
C7		NISPT-2	2 x 18 AWG	2.0	black	North America	USA	NEMA 1-15	straight	-	<a href="#">6010.5274</a>

 Most Popular.


Availability for all products can be searched real-time:<https://www.schurter.com/en/Stock-Check/Stock-Check-SCHURTER>

Packaging unit 120 Pcs

Accessories

Description	
	<a href="#">Retainer</a> Retainer for power supply cord

Mating Inlets/Plugs

Category / Description	
	<a href="#">Appliance Inlet Overview complete</a>
	2570, Mounting: Snap-in, Front Side, 2.5 A, Appliance Inlet: IEC C8 <a href="#">2570</a>
	IEC Appliance Inlet C8, Screw-on Mounting, Rear Side, Solder Terminal <a href="#">0720-FS</a>
	IEC Appliance Inlet C8, Snap-in Mounting, Front Side, Solder Terminal <a href="#">0721-PS</a>
	IEC Appliance Inlet C8, Screw-on Mounting, rear side, PCB terminals <a href="#">0720-FP</a>
	IEC Appliance Inlet C8, Snap-in Mounting, Front Side, PCB terminals <a href="#">0721-PP</a>
	<a href="#">Appliance Inlet further types to 6010.5274</a> ...



[IEC Inlet Filter Overview complete](#)

5008, 2.5 A, Standard and Medical Version Filter, Mounting Snap-in/screw-on, solder pin or quick connect terminals  
 6.3 x 0.8 or 4.8 x 0.8 mm, Power Entry Modules with Filter

5008

[IEC Inlet Filter further types to 6010.5274](#)



[Power Entry Module Overview complete](#)

IEC Appliance Inlet C8 with Line Switch 1-pole

CMF1, CMF4

[Power Entry Module further types to 6010.5274](#)