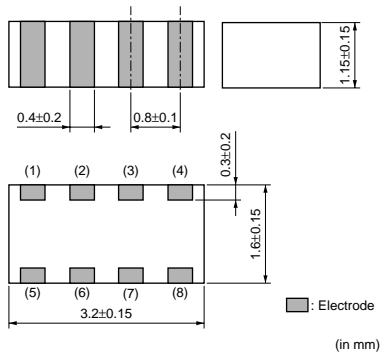


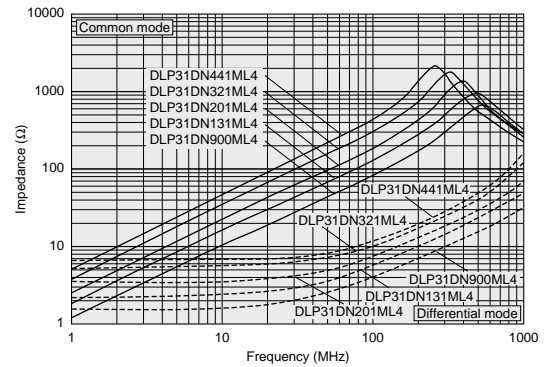
# Common Mode Choke Coil Film Type (Array)

## DLP31D Series (1206 Size)

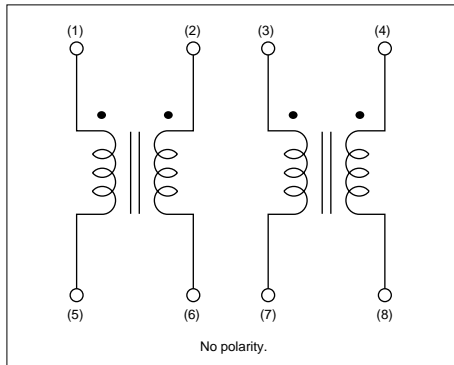
### ■ Dimensions



### ■ Impedance-Frequency Characteristics (Main Items)



### ■ Equivalent Circuit



### ■ Packaging

Code	Packaging	Minimum Quantity
<b>L</b>	180mm Embossed Tape	3000
<b>B</b>	Bulk(Bag)	500

### ■ Rated Value (□: packaging code)

Part Number	Common Mode Impedance (at 100MHz/20°C)	Rated Current	Rated Voltage	Insulation Resistance (min.)	Withstand Voltage	DC Resistance	Operating Temperature Range
<b>DLP31DN900ML4</b> □	90ohm ±20%	160mA	10Vdc	100M ohm	25Vdc	1.1ohm max.	-40 to +85°C
<b>DLP31DN131ML4</b> □	130ohm ±20%	120mA	10Vdc	100M ohm	25Vdc	1.1ohm max.	-40 to +85°C
<b>DLP31DN201ML4</b> □	200ohm ±20%	100mA	10Vdc	100M ohm	25Vdc	2.2ohm max.	-40 to +85°C
<b>DLP31DN321ML4</b> □	320ohm ±20%	80mA	10Vdc	100M ohm	25Vdc	3.5ohm max.	-40 to +85°C
<b>DLP31DN441ML4</b> □	440ohm ±20%	70mA	10Vdc	100M ohm	25Vdc	4.3ohm max.	-40 to +85°C


Number of Circuit: 2

Continued on the following page.

● This data sheet is applied for CHIP COMMON MODE CHOKE COIL used for General Electronics equipment for your design.

### ⚠ Note:

1. This datasheet is downloaded from the website of Murata Manufacturing co., Ltd. Therefore, it's specifications are subject to change or our products in it may be discontinued without advance notice. Please check with our sales representatives or product engineers before ordering.
2. This datasheet has only typical specifications because there is no space for detailed specifications. Therefore, please approve our product specifications or transact the approval sheet for product specifications before ordering.

 Continued from the preceding page.

## ■ ⚠ Caution/Notice

### ⚠ Caution (Rating)

Do not use products beyond the rated current and rated voltage as this may create excessive heat and deteriorate the insulation resistance.

### Notice

Solderability of Tin plating termination chip might be deteriorated when low temperature soldering profile where peak solder temperature is below the Tin melting point is used. Please confirm the solderability of Tin plating termination chip before use.

● This data sheet is applied for CHIP COMMON MODE CHOKE COIL used for General Electronics equipment for your design.

### ⚠ Note:

1. This datasheet is downloaded from the website of Murata Manufacturing co., Ltd. Therefore, it's specifications are subject to change or our products in it may be discontinued without advance notice. Please check with our sales representatives or product engineers before ordering.
2. This datasheet has only typical specifications because there is no space for detailed specifications. Therefore, please approve our product specifications or transact the approval sheet for product specifications before ordering.