

TH-14 Lift-Off Hinge



Characteristic

The door can be removed by taking off the hinge.
Easy installation.

Application

Office automation appliances /
Telecommunication devices /
Measuring instruments

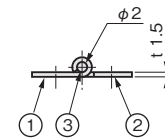
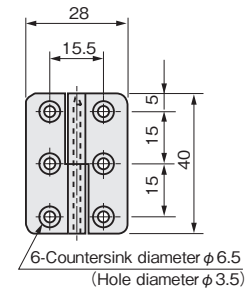
Note

When using countersunk screws or rivets to attach the hinge, the mounting surface should also be countersunk.

Model No.	Door Weight (kg)	Net Weight (g)	Code No.
TH-14-R	4	18	2131
TH-14-L	4	18	2132

Parts List

No.	Part Name	Material	Finish	Quantity
1	Hinge Piece (A)	C2801	Ni	1
2	Hinge Piece (B)			1
3	Shaft	C3604		1



The figure shows L-type.

TH-15 Lift-Off Hinge



Characteristic

The door can be removed by taking off the hinge.
Easy installation.

Application

Office automation appliances /
Telecommunication devices /
Measuring instruments

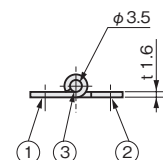
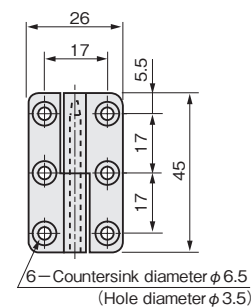
Note

When using countersunk screws or rivets to attach the hinge, the mounting surface should also be countersunk.

Model No.	Door Weight (kg)	Net Weight (g)	Code No.
TH-15-R	4	23.5	2133
TH-15-L	4	23.5	2134

Parts List

No.	Part Name	Material	Finish	Quantity
1	Hinge Piece (A)	C2680	Ni	1
2	Hinge Piece (B)			1
3	Shaft	C2700		1



The figure shows L-type.