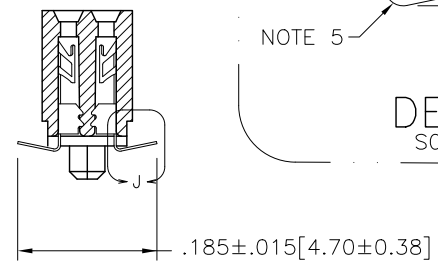
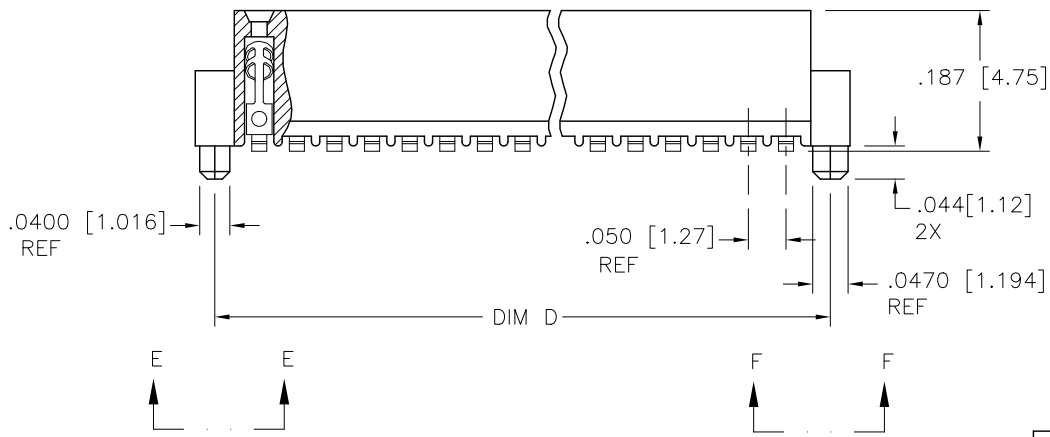
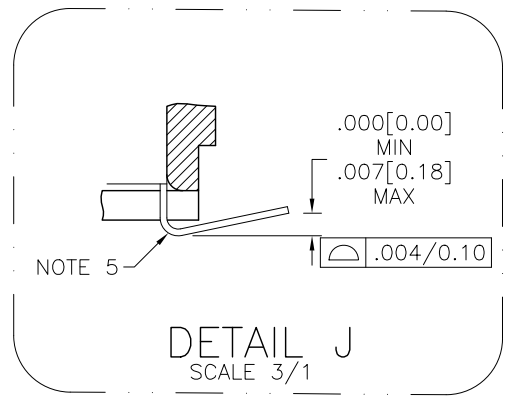
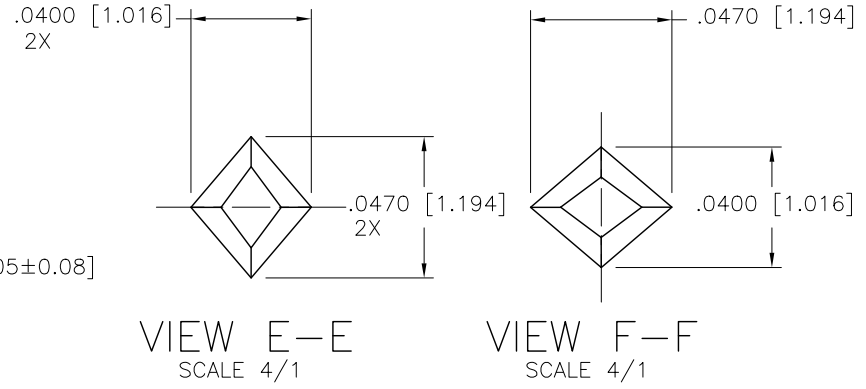
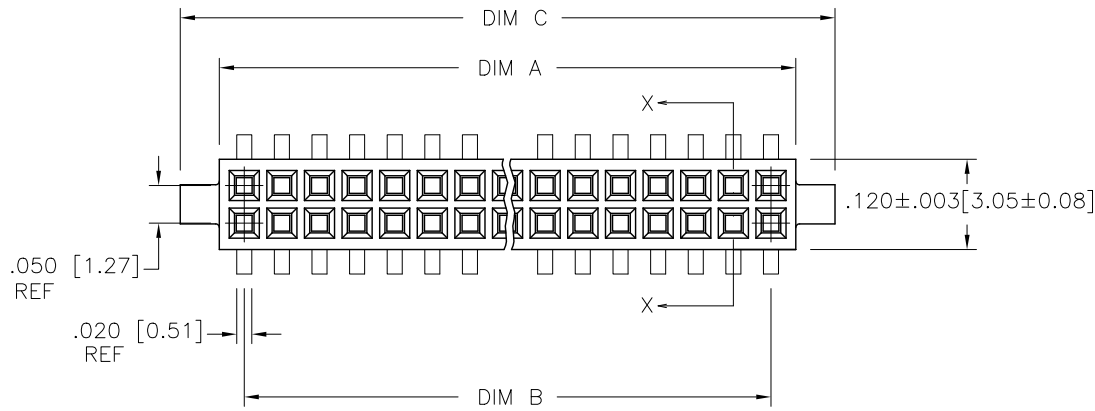


PRODUCT NUMBER  
SEE TABLE



SECTION X-X

mat'l. code				surface		tolerance		projection		product family	
-				ISO 1302 ✓		ISO 406 ISO 1101				RIBCAGE	
ltr	ecn no	dr	date	tolerances unless otherwise specified						title	
D	V10994	DWL	3/9/01	angles	linear	.xx±.01/0.3		INCH/MM		.050/1.27cc V.C.C S/M	
E	v11674	CRG	6/14/01			.xxx±.005/0.13		scale 4:1		W/.044/1.12 SHORT PEG	
F	M05-0123	MHT	6/09/05	0°±2'		.xxx±.0020/0.051				dwg no	
G	M06-0225	ERE	6/12/06	dr	M. CLOUSER	6/11/97				sheet 1 of 2 size	
H	M06-0370	MHT	9/25/08	engr	D. WHITING	6/11/97				73542 A3	
J	M09-0058	CMR	4/06/09	chr	C. GINGRICH	6/11/97				type Product Customer Drawing	
K	ELX-N-010003	YO	1/30/12	appd	D. WHITING	6/11/97					
sheet	revision	K	K								
index	sheet	1	2								

PRODUCT NUMBER NOTE 6	SIZE	DIM A	DIM B	DIM C	DIM D
73542-605	2 X 5	.266/6.76	.200/5.08	.370/9.40	.3200/8.128
-610	2 X 10	.516/13.11	.450/11.43	.620/15.75	.5700/14.478
-615	2 X 15	.766/19.46	.700/17.78	.870/22.10	.8200/20.828
-620	2 X 20	1.016/25.81	.950/24.13	1.120/28.45	1.0700/27.178
-625	2 X 25	1.266/32.16	1.200/30.48	1.370/34.80	1.3200/33.528
-630	2 X 30	1.516/38.51	1.450/36.83	1.620/41.15	1.5700/39.878
-635	2 X 35	1.766/44.86	1.700/43.18	1.870/47.50	1.8200/46.228
-640	2 X 40	2.016/51.21	1.950/49.53	2.120/53.85	2.0700/52.578
-645	2 X 45	2.266/57.56	2.200/55.88	2.370/60.20	2.3200/58.928
73542-650	2 X 50	2.516/63.91	2.450/62.23	2.620/66.55	2.5700/65.278

NOTES:

- HOUSING MATERIAL :  
GLASS FILLED THERMOPLASTIC FLAME RETARDANT PER UL 94V-0  
COLOR: NATURAL
- TERMINAL MATERIAL: BeCu
- TERMINAL PLATING:  
30u"/.76u MIN HARD GOLD OR GXT OVER Ni ON CONTACT ZONES.  
100u"/2.54u MIN Sn OVER Ni IN SOLDERING ZONES.  
OTHERWISE GOLD FLASH OR UNPLATED.
- APPLICATION INFORMATION:  
A. RECOMMENDED MOUNTING PAD PATTERN IS SHOWN IN FIGURE "A".  
B. MATING PINS TO BE .0176/0.447 TO .0181/0.459 THICK.  
C. MATING PIN TIPS TO BE IN TRUE POSITION TO MATING GRID WITHIN .006/0.15 DIA.  
D. SUGGESTED MATING PIN LENGTH .130/3.30±.010/0.25.
- LEAD TIPS TO BE ABOVE HEEL UP TO .007/0.18 MAX.  
COPLANARITY TO BE MEASURED AT LOWEST POINT (HEEL).
- ADD "LF" SUFFIX AT THE END OF PART NUMBER FOR LEAD FREE OPTION.
- THESE PRODUCTS MEET EUROPEAN UNION DIRECTIVES AND OTHER COUNTRY REGULATION AS DESCRIBED IN GS-22-008.
- THE HOUSING WILL WITHSTAND EXPOSURE TO 260°C PEAK TEMPERATURE FOR 20 SECONDS IN A CONVECTION, INFRA-RED OR VAPOR PHASE REFLOW OVEN. SEE APPLICATION NOTES/PROCEDURES IF THEY ARE AVAILABLE.
- PACKAGE PER BUS-14-179 IS NO SUFFIX OR "CT" SUFFIX FOLLOWS DASH NUMBER & SEE GS-14-920 FOR LEAD FREE PACKAGING REQUIREMENTS.
- PRODUCT SPEC PER BUS-12-087.

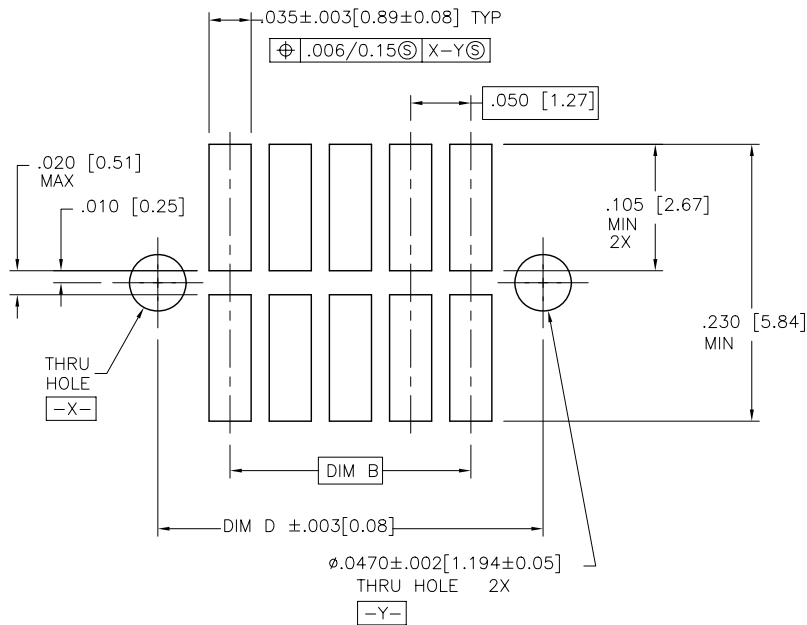


FIGURE A  
RECOMMENDED  
P.C.B. LAYOUT

mat'l. code		surface		tolerance		projection		product family	
-		ISO 1302 ✓		ISO 406 ISO 1101				RIBCAGE	
ltr	ecn	no	dr	date		tolerances unless otherwise specified		title	
K						angles	linear	.050/1.27cc V.C.C S/M W/.044/1.12 SHORT PEG	
						0.002?		INCH/MM	
								scale 4:1	
						dr	M. CLOUSER	6/11/97	
						enrg	D. WHITING	6/11/97	
						chr	C. GINGRICH	6/11/97	
						appd	D. WHITING	6/11/97	
sheet	revision								
index	sheet								

