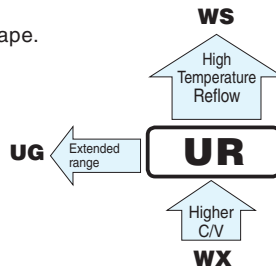


ALUMINUM ELECTROLYTIC CAPACITORS

UR series Chip Type, High CV



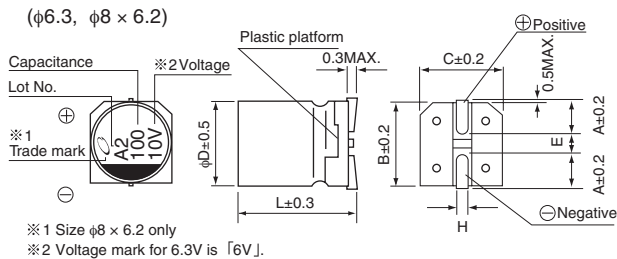
- Chip type, higher capacitance in larger case sizes.
- Designed for surface mounting on high density PC board.
- Applicable to automatic mounting machine fed with carrier tape.
- Compliant to the RoHS directive (2011/65/EU).



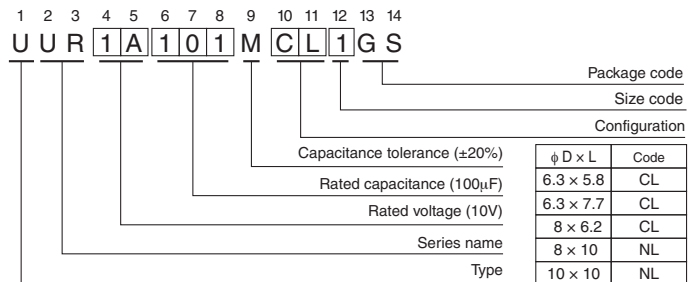
Specifications

Item	Performance Characteristics									
Category Temperature Range	-40 to +85°C									
Rated Voltage Range	4 to 100V									
Rated Capacitance Range	3.3 to 1500μF									
Capacitance Tolerance	±20% at 120Hz, 20°C									
Leakage Current	After 1 minute's application of rated voltage, leakage current is not more than 0.03CV (μA).									
Tangent of loss angle (tan δ)	Measurement frequency : 120Hz at 20°C									
	Rated voltage (V)	4	6.3	10	16	25	35	50	63	100
Stability at Low Temperature	Measurement frequency: 120Hz									
	Rated voltage (V)	4	6.3	10	16	25	35	50	63	100
	Impedance ratio Z _{-25°C} / Z _{+20°C}	7	5	4	3	2	2	2	2	2
Endurance	The specifications listed at right shall be met when the capacitors are restored to 20°C after the rated voltage is applied for 2000 hours at 85°C.									
	Capacitance change	Within ±20% of the initial capacitance value								
Shelf Life	After storing the capacitors under no load at 85°C for 1000 hours and then performing voltage treatment based on JIS C 5101-4 clause 4.1 at 20°C, they shall meet the specified values for the endurance characteristics listed above.									
	Capacitance change	Within ±10% of the initial capacitance value								
Resistance to soldering heat	The capacitors are kept on a hot plate for 30 seconds, which is maintained at 250°C. The capacitors shall meet the characteristic requirements listed at right when they are removed from the plate and restored to 20°C.									
	tan δ	Less than or equal to the initial specified value								
Marking	Black print on the case top.									
	Leakage current	Less than or equal to the initial specified value								

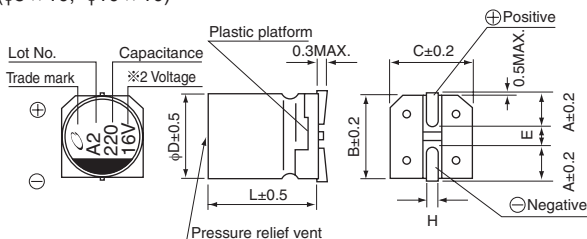
Chip Type



Type numbering system (Example : 10V 100μF)



(φ8 × 10, φ10 × 10)



	(mm)				
φ D × L	6.3 × 5.8	6.3 × 7.7	8 × 6.2	8 × 10	10 × 10
A	2.4	2.4	3.3	2.9	3.2
B	6.6	6.6	8.3	8.3	10.3
C	6.6	6.6	8.3	8.3	10.3
E	2.2	2.2	2.3	3.1	4.5
L	5.8	7.7	6.2	10	10
H	0.5 to 0.8	0.5 to 0.8	0.5 to 0.8	0.8 to 1.1	0.8 to 1.1

● Dimension table in next page.



■ Dimensions

Cap.(μ F)	Code	V										Case size ϕ D \times L (mm)	Rated ripple					
		4 0G	6.3 0J	10 1A	16 1C	25 1E	35 1V	50 1H	63 1J	100 2A								
3.3	3R3												6.3x5.8	29				
4.7	4R7												6.3x5.8	31	● 8x6.2	40 (35)		
10	100												8x6.2	46	8x10	77		
22	220												6.3x5.8	45	8x10	96	8x10	100
33	330									6.3x5.8	55	○ 8x6.2	95 (94)	8x10	117	10x10	130	
47	470								6.3x5.8	65	● 8x6.2	105 (94)	○ 8x10	140 (105)	8x10	140	10x10	155
100	101				6.3x5.8	70	8x6.2	125	○ 8x6.2	145 (143)	○ 8x10	175 (132)	■ 10x10	195 (181)	10x10	232		
150	151				6.3x5.8	85	6.3x7.7	151	8x10	192	8x10	214	10x10	238				
220	221				● 8x6.2	160 (143)	○ 8x6.2	175 (173)	○ 8x10	215 (162)	■ 10x10	250 (232)	■ 10x10	265 (246)	10x10	289		
330	331	6.3x5.8	152	○ 8x6.2	190 (188)	8x10	240	8x10	270	■ 10x10	305 (284)	10x10	324					
470	471	6.3x7.7	200	8x10	265	8x10	290	■ 10x10	330 (307)	10x10	393							
680	681	8x10	284	8x10	318	10x10	374	10x10	396									
1000	102	8x10	344	■ 10x10	400 (372)	10x10	454											
1500	152	10x10	347	10x10	489													

Size ϕ 6.3 \times 5.8 is available for capacitors marked. "●"

Size ϕ 6.3 \times 7.7 is available for capacitors marked. "○"

Size ϕ 8 \times 10 is available for capacitors marked. "■"

※ In this case, () will be put at 12th digit of type numbering system.

Rated ripple current (mArms) at 85°C 120Hz

● Frequency coefficient of rated ripple current

Cap.(μ F)	Frequency	50 Hz	120 Hz	300 Hz	1 kHz	10 kHz or more
Less than 47		0.80	1.00	1.15	1.40	1.67
100 to 1500		0.85	1.00	1.08	1.20	1.30

- Taping specifications are given in page 23.
- Recommended land size, soldering by reflow are given in page 18, 19.
- Please select UG(p.158) series if high CV products are required.
- Please refer to page 3 for the minimum order quantity.

Mouser Electronics

Authorized Distributor

Click to View Pricing, Inventory, Delivery & Lifecycle Information:

[Nichicon:](#)

[UUR1H101MNT1GS](#) [UUR1C471MNL1MS](#) [UUR1V331MNQ1GS](#) [UUR1E331MNQ6GS](#) [UUR1E101MCQ1GS](#)