THIS DRAWING IS UNPUBLISHED. RELEASED FOR PUBLICATION -.- .
© COPYRIGHT – TE Connectivity ALL RIGHTS RESERVED.

REVISIONS

P	LTR	DESCRIPTION	DATE	DWN	APVD
	J	REVISED PER ECO-16-017894	27APR2017	PHM	CT

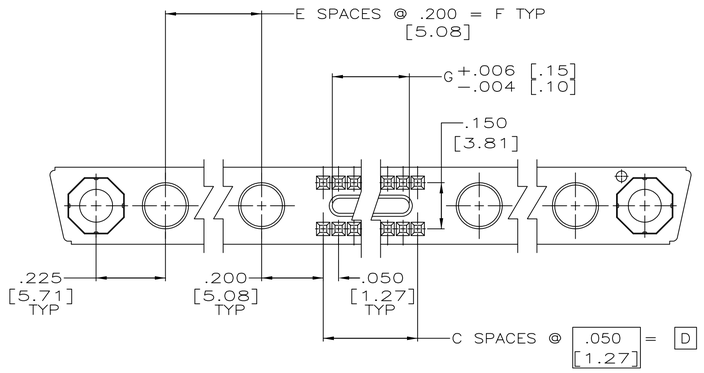

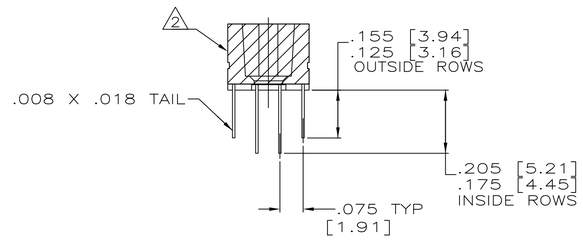

SECTION X–X

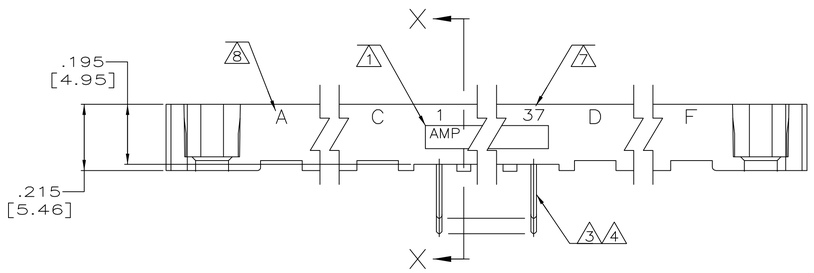

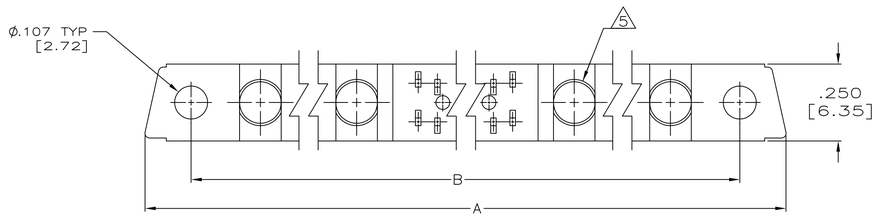

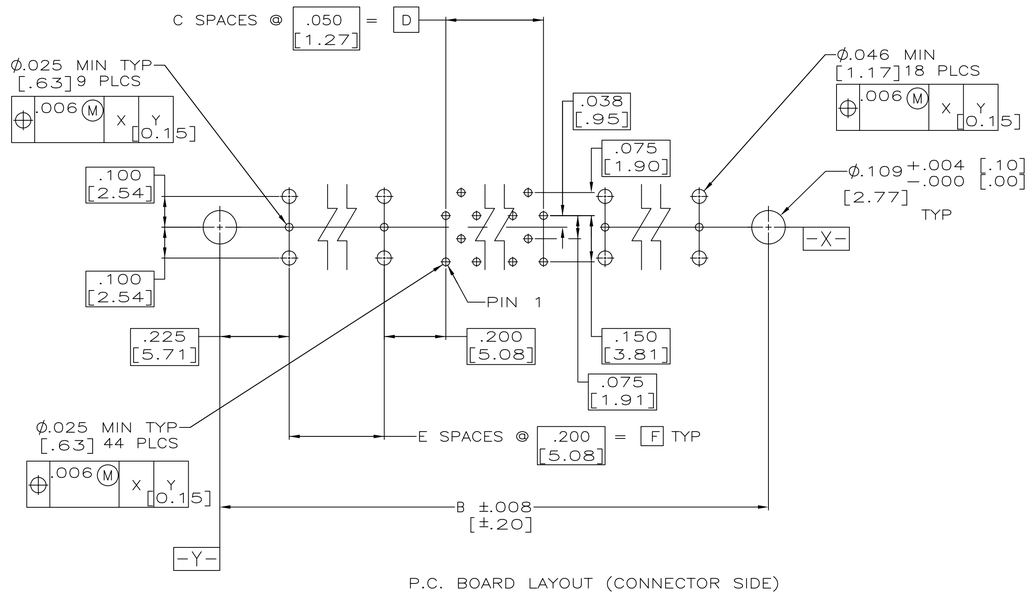

P.C. BOARD LAYOUT (CONNECTOR SIDE)

1. AMP, AMP PART NO. AND DATE CODE MARKED IN THIS APPROXIMATE AREA.
2. HOUSING MATERIAL: LIQUID CRYSTAL POLYMER PER MIL–M–24519, GLCP–30F; COLOR: GRAY.
3. CONTACT: MATERIAL = PHOS BRONZE
4. PLATED .000030 GOLD IN THE CONTACT AREA, .000100 MIN TIN LEAD ON THE TAILS, ALL OVER .000050 NICKEL UNDER PLATE.
5. WILL ACCEPT MICRO–MINATURE COAX CONTACTS PER AMP DATA SHEET 80–600, PC BOARD MOUNTED CONTACTS MUST BE MATED BEFORE SOLDERING, INSERT CONTACTS FROM THIS SIDE UP.
6. GROUP "A" INSPECTION PER MIL–C–55302 PERFORMED.
7. NUMBERS INDICATING END POSITIONS MARKED THIS SIDE ONLY.
8. COAX POSITIONS (A,B,C,D,E,F) MARKED THIS SIDE ONLY.

G	F	E	D	C	B	A	NUMBER OF COAX POS.	NUMBER OF BOX POS.	PART NUMBER
.700 [17.78]	.400 [10.16]	2	.850 [21.59]	17	2.500 [63.50]	2.790 [70.87]	6	36	531820–3
.450 [11.43]	.400 [10.16]	2	.600 [15.24]	12	2.250 [57.15]	2.540 [64.52]	6	26	531820–2
1.650 [41.91]	.400 [10.16]	2	1.800 [45.72]	36	3.450 [87.63]	3.740 [95.00]	6	74	531820–1

THIS DRAWING IS A CONTROLLED DOCUMENT.

DIMENSIONS: INCHES

TOLERANCES UNLESS OTHERWISE SPECIFIED:
0 PLC ± –
1 PLC ± –
2 PLC ± –
3 PLC ± .010 [0.25]
4 PLC ± –
ANGLES ± –

MATERIAL 2 – 3
FINISH 4 –

DWN T. ALEXANDER 12–4–91
CHK D. GUTTER 2–6–92
APVD D. GUTTER 2–6–92
PRODUCT SPEC –
APPLICATION SPEC –
WEIGHT

TE Connectivity

NAME RECEPTACLE ASSEMBLY, MINI–BOX W/ 6 COAX PORTS AND LOW FORCE CONTACTS –

SIZE A1 | CAGE CODE 00779 | DRAWING NO C–531820 | RESTRICTED TO –

CUSTOMER DRAWING | SCALE 1:1 | SHEET 1 OF 1 | REV J

4805 (1/15)