


Chip Monolithic Ceramic Capacitors



Explanation of Symbols in This Catalog

Ultra-compact

Lx W dimension: products of 0.6 x 0.3 mm or less

High Q

Low dissipation for high frequency
 By devising ceramic materials and electrode materials, low dissipation is achieved in frequency bands of VHF, UHF and microwave or beyond.

Low ESL

Low inductance
 This capacitor is designed so that the parasitic inductance component (ESL) that the capacitor has on the high frequency side becomes lower.

Anti-noise

Product suitable for acoustic noise reduction and low distortion
 This product suppresses acoustic noise, which occurs when a ceramic capacitor is used, by devising the materials and configuration.

Deflecting crack

Product resistant to deflection cracking
 This capacitor is designed to prevent failures as much as possible by short mode caused by cracking when there is board deflection.

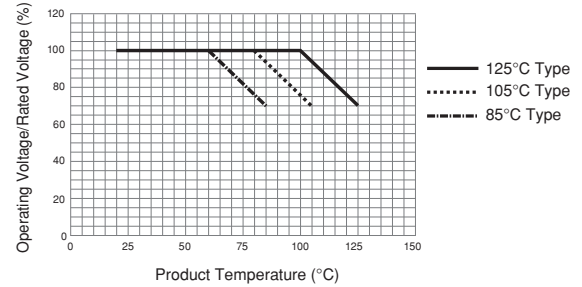
Soldering crack

Product with solder cracking suppression
 This capacitor is configured with metal terminals and leads connected to the chip.
 The metal terminals and leads relieve the stress from expansion and contraction of the solder, to suppress solder cracking.

Derating

Voltage and temperature derating recommended product
 This product is suitable when a voltage continuously applied to a capacitor in an operating circuit, is used below (derated) the rated voltage of the capacitor.
 This model guarantees the test conditions in the endurance test, at a rated voltage x 100% at the maximum operating temperature. A reliability assurance level equivalent to a common product can be secured, by using this product within the voltage and temperature derated conditions recommended in the figure below.

Recommended Conditions of the Derating Operating Voltage and Temperature



EU RoHS Compliant

- All the products in this catalog comply with EU RoHS.
- EU RoHS is "the European Directive 2011/65/EU on the Restriction of the Use of Certain Hazardous Substances in Electrical and Electronic Equipment."
- For more details, please refer to our website 'Murata's Approach for EU RoHS' (<http://www.murata.com/info/rohs.html>).

Contents

Product specifications are as of August 2014.

Part Numbering	p2
Selection Guide	p5
Capacitance Table	p6
<u>Cap. Table</u>	
For General Purpose GRM Series	p17 <small>separate volume</small> p1–p16
High Frequency High Q Type 1005(in mm)/0402(in inch) Size Max. GJM Series	p87 p7
Top & Bottom Electrode Type for Bonding GMA Series	p109 p8
Product for Bonding/AuSn Soldering GMD Series	p111 p9
High Frequency High Q Type 1608(in mm)/0603(in inch) Size Min. GQM Series	p114 p10
Resin External Electrode Type GRJ Series	p123 p11
High Effective Capacitance & High Allowable Ripple Current GR3 Series	p125 p12
Metal Terminal Type For General Purpose KRM Series	p127 p13
Metal Terminal Type High Effective Capacitance & High Allowable Ripple Current KR3 Series	p130 p14
8-Terminal Low ESL Type LLA Series	p133 p14
LW Reversed Low ESL Type LLL Series	p135 p15
10-Terminal Low ESL Type LLM Series	p137 p15
ESR Controlled Low ESL Type LLR Series	p139 p15
⚠Caution/Notice	p141
Qualified Standards	p163
Introduction of Website SimSurfing	p165
Product Information	p166

Please check the MURATA home page (<http://www.murata.com/>) if you cannot find the part number in the catalog.

● Part Numbering

Chip Monolithic Ceramic Capacitors for General

(Part Number)

GR	M	18	8	B1	1H	102	K	A01	D
①	②	③	④	⑤	⑥	⑦	⑧	⑨	⑩

① Product ID ② Series

Product ID	Code	Series
GJ	M	High frequency HiQ type 1005(in mm)/0402(in inch) size max.
	A	Top & bottom electrode type for bonding
GM	D	Product for bonding/AuSn soldering
	M	High frequency HiQ type 1608(in mm)/0603(in inch) size min.
GR	3	High effective capacitance & High allowable ripple current
	J	Resin external electrode type
	M	General purpose products
KR	3	Metal terminal type/High effective capacitance & High allowable ripple current
	M	Metal terminal type
LL	A	8-terminal low ESL type
	L	LW reversed low ESL type
	M	10-terminal low ESL type
	R	ESR Controlled low ESL type

④ Height Dimension (T) (Except KR□)

Code	Dimension (T)
2	0.2mm
3	0.3mm
4	0.4mm
5	0.5mm
6	0.6mm
7	0.7mm
8	0.8mm
9	0.85mm
A	1.0mm
B	1.25mm
C	1.6mm
D	2.0mm
E	2.5mm
M	1.15mm
Q	1.5mm
S	2.8mm
X	Depends on individual standards.

③ Chip Dimensions (L×W)

Code	Dimensions (L×W)	Size Code (in inch)
02	0.4×0.2mm	01005
03	0.6×0.3mm	0201
05	0.5×0.5mm	0202
08	0.8×0.8mm	0303
0D	0.38×0.38mm	015015
15	1.0×0.5mm	0402
18	1.6×0.8mm	0603
1U	0.6×1.0mm	02404
21	2.0×1.25mm	0805
22	2.8×2.8mm	1111
31	3.2×1.6mm	1206
32	3.2×2.5mm	1210
42	4.5×2.0mm	1808
43	4.5×3.2mm	1812
55	5.7×5.0mm	2220

④ Height Dimension (T) (KR□ Only)

Code	Dimension (T)
E	1.8mm
F	1.9mm
K	2.7mm
L	2.8mm
Q	3.7mm
T	4.8mm
W	6.4mm

Continued on the following page.

(Part Number)

GR M 18 8 B1 1H 102 K A01 D
 ① ② ③ ④ ⑤ ⑥ ⑦ ⑧ ⑨ ⑩

☐ Continued from the preceding page.

⑤ Temperature Characteristics

Temperature Characteristic Codes			Temperature Characteristics				Operating Temperature Range	Capacitance Change Each Temperature (%)					
Code	Public STD Code		Reference Temperature	Temperature Range	Capacitance Change or Temperature Coefficient	-55°C		*3		-10°C			
						Max.		Min.	Max.	Min.	Max.	Min.	
1X	SL	JIS	20°C	20 to 85°C	+350 to -1000ppm/°C	-55 to 125°C		-	-	-	-	-	-
2C	CH	JIS	20°C	20 to 125°C	0±60ppm/°C	-55 to 125°C		0.82	-0.45	0.49	-0.27	0.33	-0.18
3C	CJ	JIS	20°C	20 to 125°C	0±120ppm/°C	-55 to 125°C		1.37	-0.9	0.82	-0.54	0.55	-0.36
3U	UJ	JIS	20°C	20 to 85°C	-750±120ppm/°C	-25 to 85°C		-	-	4.94	2.84	3.29	1.89
4C	CK	JIS	20°C	20 to 125°C	0±250ppm/°C	-55 to 125°C		2.56	-1.88	1.54	-1.13	1.02	-0.75
5C	C0G	EIA	25°C	25 to 125°C	0±30ppm/°C	-55 to 125°C		0.58	-0.24	0.4	-0.17	0.25	-0.11
7U	U2J	EIA	25°C	25 to 125°C *2	-750±120ppm/°C	-55 to 125°C		8.78	5.04	6.04	3.47	3.84	2.21
B1	B *1	JIS	20°C	-25 to 85°C	±10%	-25 to 85°C		-	-	-	-	-	-
B3	B	JIS	20°C	-25 to 85°C	±10%	-25 to 85°C		-	-	-	-	-	-
C7	X7S	EIA	25°C	-55 to 125°C	±22%	-55 to 125°C		-	-	-	-	-	-
C8	X6S	EIA	25°C	-55 to 105°C	±22%	-55 to 105°C		-	-	-	-	-	-
D7	X7T	EIA	25°C	-55 to 125°C	+22%, -33%	-55 to 125°C		-	-	-	-	-	-
D8	X6T	EIA	25°C	-55 to 105°C	+22%, -33%	-55 to 105°C		-	-	-	-	-	-
E7	X7U	EIA	25°C	-55 to 125°C	+22%, -56%	-55 to 125°C		-	-	-	-	-	-
R1	R *1	JIS	20°C	-55 to 125°C	±15%	-55 to 125°C		-	-	-	-	-	-
R6	X5R	EIA	25°C	-55 to 85°C	±15%	-55 to 85°C		-	-	-	-	-	-
R7	X7R	EIA	25°C	-55 to 125°C	±15%	-55 to 125°C		-	-	-	-	-	-

*1 Capacitance change is specified with 50% rated voltage applied.

*2 Rated Voltage 100Vdc max: 25 to 85°C

*3 -25°C (Reference Temperature 20°C) / -30°C (Reference Temperature 25°C)

⑥ Rated Voltage

Code	Rated Voltage
0E	DC2.5V
0G	DC4V
0J	DC6.3V
1A	DC10V
1C	DC16V
1E	DC25V
1H	DC50V
1J	DC63V
1K	DC80V
2A	DC100V
2D	DC200V
2E	DC250V
2W	DC450V
2H	DC500V
2J	DC630V
3A	DC1kV
3D	DC2kV
3F	DC3.15kV
YA	DC35V

⑦ Capacitance

Expressed by three-digit alphanumerics. The unit is picofarad (pF). The first and second figures are significant digits, and the third figure expresses the number of zeros which follow the two numbers. If there is a decimal point, it is expressed by the capital letter "R." In this case, all figures are significant digits. If any alphabet, other than "R", is included, this indicates the specific part number is a non-standard part.

Ex.)

Code	Capacitance
R50	0.50pF
1R0	1.0pF
100	10pF
103	10000pF

⑧ Capacitance Tolerance

Code	Capacitance Tolerance
B	±0.1pF
C	±0.25pF
D	±0.5pF (10pF and below)
	±0.5% (10pF and over)
F	±1%
G	±2%
J	±5%
K	±10%
M	±20%
W	±0.05pF

Continued on the following page. ☐

(Part Number)

GR	M	18	8	B1	1H	102	K	A01	D
1	2	3	4	5	6	7	8	9	10

Continued from the preceding page.

⑨ Individual Specification Code (Except LLR)

Expressed by three figures.

⑨ ESR (LLR Only)

Code	ESR
E01	100mΩ
E03	220mΩ
E05	470mΩ
E07	1000mΩ

⑩ Packaging

Code	Packaging
L	ø180mm Embossed Taping
D/E/W	ø180mm Paper Taping
K	ø330mm Embossed Taping
J/F	ø330mm Paper Taping
B	Bulk
T	Bulk Tray

Please contact us if you find any part number not provided in this table.

Selection Guide for Chip Monolithic Ceramic Capacitors

Series	Ultra-small (smaller than 0201)	Low dissipation/HiQ	Low ESL	Fail safe	Anti-deflecting crack	Anti-soldering crack	Anti-noise, low distortion	For bonding	Specific applications	Safety standard certified type	
For General Purpose	GRM <small>page p17</small>										
	GA2										
	GA3										
	GJM <small>p87</small>										
	GJ4										
	GJ8										
	GMA <small>p109</small>										
	GMD <small>p111</small>										
	GQM <small>p114</small>										
	GRJ <small>p123</small>										
	GR3 <small>p125</small>										
	GR4										
	GR7										
	KRM <small>p127</small>										
	KR3 <small>p130</small>										
	LLA <small>p133</small>										
	LLL <small>p135</small>										
	LLM <small>p137</small>										
	LLR <small>p139</small>										
	ZRA										
	ZRB										
	For Automotive (Cat. No. C03)	GCM									
		GCD									
GCE											
GCG											
GCJ											
GC3											
KCM											
KC3											

Capacitance Table

How to read the Capacitance Table

LxW (mm)	0.4x0.2		0.6x0.3		1.0
T max. (mm)	0.22		0.33		0.4
Rated Voltage (Vdc)	25		25		50
Cap. / TC Code	C0G	CΔ	C0G	CΔ	C0G
0.10pF					p101
0.20pF	p88	p91	p94	p97	p101
1.0pF	p88	p91	p94	p98	p101
2.0pF	p88	p91	p95	p98	p101
3.0pF	p88	p91	p95	p98	p102

→ The values can be narrowed down in the order of size, rated voltage, and temperature characteristics.

→ Refers to the page of the part number list.
Check the part number list for the applicable product number.

Temperature Characteristics Table

The Table is colored by temperature characteristic codes.
Refer to the following Table for the meaning of each code.

EIA:	C0G	U2J	X7R	X7S	X7T	X7U	X6S	X6T	X5R
JIS:	CK	CJ	CH	SL	UJ	R	B		

Temperature Characteristic Codes		Temperature Characteristics			Operating Temperature Range	Capacitance Change Each Temperature (%)					
		Reference Temperature	Temperature Range	Capacitance Change or Temperature Coefficient		-55°C		*2		-10°C	
						Max.	Min.	Max.	Min.	Max.	Min.
C0G	EIA	25°C	25 to 125°C	0±30ppm/°C	-55 to 125°C	0.58	-0.24	0.4	-0.17	0.25	-0.11
CK	JIS	20°C	20 to 125°C	0±250ppm/°C	-55 to 125°C	2.56	-1.88	1.54	-1.13	1.02	-0.75
CJ	JIS	20°C	20 to 125°C	0±120ppm/°C	-55 to 125°C	1.37	-0.9	0.82	-0.54	0.55	-0.36
CH	JIS	20°C	20 to 125°C	0±60ppm/°C	-55 to 125°C	0.82	-0.45	0.49	-0.27	0.33	-0.18
SL	JIS	20°C	20 to 85°C	+350 to -1000ppm/°C	-55 to 125°C	-	-	-	-	-	-
U2J	EIA	25°C	25 to 125°C *1	-750±120ppm/°C	-55 to 125°C	8.78	5.04	6.04	3.47	3.84	2.21
UJ	JIS	20°C	20 to 85°C	-750±120ppm/°C	-25 to 85°C	-	-	4.94	2.84	3.29	1.89
X7R	EIA	25°C	-55 to 125°C	±15%	-55 to 125°C	-	-	-	-	-	-
X7S	EIA	25°C	-55 to 125°C	±22%	-55 to 125°C	-	-	-	-	-	-
X7T	EIA	25°C	-55 to 125°C	+22%, -33%	-55 to 125°C	-	-	-	-	-	-
X7U	EIA	25°C	-55 to 125°C	+22%, -56%	-55 to 125°C	-	-	-	-	-	-
R	JIS	20°C	-55 to 125°C	±15%	-55 to 125°C	-	-	-	-	-	-
X6S	EIA	25°C	-55 to 105°C	±22%	-55 to 105°C	-	-	-	-	-	-
X6T	EIA	25°C	-55 to 105°C	+22%, -33%	-55 to 105°C	-	-	-	-	-	-
X5R	EIA	25°C	-55 to 85°C	±15%	-55 to 85°C	-	-	-	-	-	-
B	JIS	20°C	-25 to 85°C	±10%	-25 to 85°C	-	-	-	-	-	-

*1 Rated Voltage 100Vdc max: 25 to 85°C

*2 -25°C (Reference Temperature 20°C) / -30°C (Reference Temperature 25°C)

Capacitance Table

p00

Each number in the Part Number List refers to the page number printed at the bottom of the page.

GRM Series High Dielectric Constant Type

p00 ← Part Number List JIS: R B EIA: X7R X7S X7T X7U X6S X6T X5R

LxW (mm)	0.4x0.2						0.6x0.3										1.0x0.5													
	0.22						0.33										0.22													
T max. (mm)	0.22						0.33										0.22													
Rated Voltage (Vdc)	16	10	6.3	4	2.5	50	35	25	16	10	6.3	4	10	6.3	4															
Cap. / TC Code	X7R	X7R	X5R, B	X5R, B	X6T	X5R	X6T	X7R	B	X5R	X7R, R	X6S	X5R, B	X7Δ, R	X6S	X5R, B	X7Δ, R	X5R, B	X7R, R	X6S	X5R, B	X6S	X5R, B	X6S	X5R, B	X6S	X5R, B	X7T		
100pF	p74	p74	p74	p74				p75	p75		p75																			
150pF	p74	p74	p74	p74				p75	p75		p75																			
220pF	p74	p74	p74	p74				p75	p75		p75																			
330pF	p74	p74	p74	p74				p75	p75		p75																			
470pF	p74	p74	p74	p74				p75	p75		p75																			
680pF		p74	p74	p74				p75	p75		p75																			
820pF		p74																												
1000pF	p74	p74	p74	p74	p74			p75	p75		p75	p75		p75																
1500pF			p74	p74	p74			p75	p75		p75	p75		p75																
2200pF			p74	p74	p74						p75			p75	p75		p76													
3300pF			p74	p74	p74						p75			p75	p75		p76													
4700pF			p74	p74	p74						p75			p75	p75		p76	p76	p76	p76	p76									
6800pF			p74	p74	p74						p75			p75	p75		p76	p76	p76	p76	p76									
10000pF			p74	p74	p74						p75			p75	p75		p76	p76	p76	p76	p76									
15000pF				p74			p74							p75	p76		p76	p76			p76	p76								
22000pF				p74			p74							p75	p76		p76	p76			p76	p76								
33000pF				p74			p75							p75	p76		p76	p76			p76	p76								
47000pF				p74			p75							p76	p76		p76	p76			p76	p76								
68000pF				p74			p75							p76	p76		p76	p76			p76	p76								
0.10μF				p74	p74	p75	p75			p75		p75	p75	p75	p75	p76	p76	p76	p76	p76						p76	p77	p77	p77	p77
0.15μF																														
0.22μF																														
0.33μF																														
0.47μF																														
0.68μF																														
1.0μF																														
2.2μF																														
4.7μF																														
10μF																														
22μF																														
47μF																														
100μF																														
220μF																														



Capacitance Table

p00

Each number in the Part Number List refers to the page number printed at the bottom of the page.

(→ ■ GRM Series High Dielectric Constant Type)

p00 ← Part Number List JIS: R B EIA: X7R X7S X7T X7U X6S X6T X5R

LxW (mm)	1.0x0.5																											
T max. (mm)	0.22			0.3						0.33				0.55														
Rated Voltage (Vdc)	4		2.5	50		25		16		10	10		6.3	4	100	50		35		25		16						
Cap. / TC Code	X6Δ	X5R	X7T	X7R, R	B	X7R	B	X7R	B	X5R	X5R, B	X6T	X5R, B	X6T	X7R	X7R, R	X6S	X5R, B	X6S	X5R	X7R, R	X6S	X5R, B	X7R, R	X6S	X5R, B		
100pF																												
150pF																												
220pF				p77	p77	p77									p77	p77	p78		p78									
330pF				p77	p77	p77									p77	p77	p78		p78									
470pF				p77	p77	p77									p77	p77	p78		p78									
680pF				p77	p77	p77									p77	p77	p78		p78									
820pF																												
1000pF				p77	p77	p77									p77	p77	p78		p78									
1500pF				p77	p77	p77									p77	p77	p78		p78									
2200pF						p77	p77								p77	p77	p78		p78									
3300pF							p77	p77							p77	p77	p78		p78									
4700pF								p77	p77						p77	p77	p78		p78									
6800pF									p77	p77							p78	p78		p78								
10000pF										p77						p78	p78		p78									
15000pF											p77					p78		p78										
22000pF												p77				p78		p78										
33000pF													p77			p78		p78										
47000pF														p77		p78		p78										
68000pF															p77		p78		p78									
0.10μF	p77			p77												p78		p78										
0.15μF																												
0.22μF	p77			p77																								
0.33μF																												
0.47μF	p77																											
0.68μF																												
1.0μF	p77	p77																										
2.2μF																												
4.7μF																												
10μF																												
22μF																												
47μF																												
100μF																												
220μF																												



Capacitance Table

p00

Each number in the Part Number List refers to the page number printed at the bottom of the page.

(→ ■ GRM Series High Dielectric Constant Type)

p00 ← Part Number List JIS: R B EIA: X7R X7S X7T X7U X6S X6T X5R

LxW (mm)	1.0x0.5																1.6x0.8								
	0.55						0.6						0.65	0.7				0.5							
T max. (mm)	10			6.3			4	35	25	16	6.3	4	2.5	6.3	25	16	10	6.3	4	2.5	25	16	6.3	4	
Rated Voltage (Vdc)	X7R	X6S	X5R, B	X7R	X6S	X5R, B	X7R	X5R	X6S	X5R, B	X5R, B	X6T	X6S	X5R	X6S	X5R	X7S	X6S	X7S	X5R	X5R	X5R, B	X5R, B	X5R	X5R
Cap. / TC Code	X7R	X6S	X5R, B	X7R	X6S	X5R, B	X7R	X5R	X6S	X5R, B	X5R, B	X6T	X6S	X5R	X6S	X5R	X7S	X6S	X7S	X5R	X5R	X5R, B	X5R, B	X5R	X5R
100pF																									
150pF																									
220pF																									
330pF																									
470pF																									
680pF																									
820pF																									
1000pF																									
1500pF																									
2200pF																									
3300pF																									
4700pF																									
6800pF																									
10000pF																									
15000pF																									
22000pF																									
33000pF																									
47000pF																									
68000pF																									
0.10μF																									
0.15μF			p79 p79			p79 p79																			
0.22μF	p79		p79 p79			p79 p79																			
0.33μF			p79 p79			p79 p79																			
0.47μF	p79		p79 p79			p79 p79																			
0.68μF			p79 p79			p79 p79																			
1.0μF		p79		p79			p79	p79	p79	p79													p80 p80	p80 p80	
2.2μF			p79		p79	p79								p79	p79	p79	p79	p79	p79						
4.7μF													p79	p79	p79	p79									
10μF																									
22μF																									
47μF																									
100μF																									
220μF																									



Capacitance Table

p00

Each number in the Part Number List refers to the page number printed at the bottom of the page.

(→ ■ GRM Series High Dielectric Constant Type)

p00 ← Part Number List JIS: R B EIA: X7R X7S X7T X7U X6S X6T X5R

LxW (mm)	1.6x0.8																											
T max. (mm)	0.55					0.9					0.95					1.0												
Rated Voltage (Vdc)	16	10	6.3	250	200	100	50	25	16	10	6.3	25	16	10	50	35												
Cap. / TC Code	X5R	X6S	X5R	X7T	X6S	X7R	X7R	X7R	X7R, R	X5R, B	X7R, R	X5R, B	X7Δ, R	X6S	X5R, B	X7Δ	X5R, B	B	X5R	X6S	X5R, B	X7S	X5R, B	X5R	X6S	X5R		
100pF																												
150pF																												
220pF																												
330pF																												
470pF																												
680pF																												
820pF																												
1000pF																												
1500pF																												
2200pF																												
3300pF																												
4700pF																												
6800pF																												
10000pF																												
15000pF																												
22000pF																												
33000pF																												
47000pF																												
68000pF																												
0.10μF																												
0.15μF																												
0.22μF																												
0.33μF																												
0.47μF																												
0.68μF																												
1.0μF																												
2.2μF																												
4.7μF																												
10μF																												
22μF																												
47μF																												
100μF																												
220μF																												



Capacitance Table p00 Each number in the Part Number List refers to the page number printed at the bottom of the page.

(→ ■ GRM Series High Dielectric Constant Type)

p00 ← Part Number List JIS: R B EIA: X7R X7S X7T X7U X6S X6T X5R

LxW (mm)	1.6x0.8											2.0x1.25																							
	1.0											0.7	0.95																						
T max. (mm)	1.0											0.7	0.95																						
Rated Voltage (Vdc)	25			16			10			6.3			4			16	100	50			35			25			16			10			6.3		
Cap. / TC Code	X7S	X6S	X5R	X7S	X6S	X7T	X7T	X5R, B	X6S	X5R, B	X6S	X7R	X7R, R	X5R, B	X6S	X5R	X7R, R	X6S	X5R, B	X7R, R	X6S	X5R, B	X7Δ	X5R, B	X6S	X5R, B	X7Δ	X5R, B	X6S	X5R, B					
100pF																																			
150pF																																			
220pF																																			
330pF																																			
470pF																																			
680pF																																			
820pF																																			
1000pF																																			
1500pF																																			
2200pF																																			
3300pF																																			
4700pF																																			
6800pF																																			
10000pF																																			
15000pF																																			
22000pF																																			
33000pF																																			
47000pF																																			
68000pF																																			
0.10μF																																			
0.15μF																																			
0.22μF																																			
0.33μF																																			
0.47μF																																			
0.68μF																																			
1.0μF																																			
2.2μF	p82	p82		p82																															
4.7μF		p82																																	
10μF			p82		p82	p82	p82																												
22μF									p82	p82	p82	p82	p82																						
47μF																																			
100μF																																			
220μF																																			



Capacitance Table

p00

Each number in the Part Number List refers to the page number printed at the bottom of the page.

(→ ■ GRM Series High Dielectric Constant Type)

p00 ← Part Number List JIS: R B EIA: X7R X7S X7T X7U X6S X6T X5R

LxW (mm)	2.0x1.25																										
T max. (mm)	0.95			1.0						1.35						1.4											
Rated Voltage (Vdc)	4	2.5	250	200	100	50	35	25	16	100	50	25	16	100	50	25	16										
Cap. / TC Code	X6S	X5R	X6T	X7R	X7R	X7R	X6S	X7S	X6S	X7S	X5R	X7R	X7R, R	X5R, B	R	X6S	X5R, B	X7R	X5R, B	X7R	X5R, B	X7R, R	X5R, B	X7R	X6S		
100pF																											
150pF																											
220pF																											
330pF																											
470pF																											
680pF																											
820pF																											
1000pF				p82	p83																						
1500pF				p83	p83																						
2200pF				p83	p83																						
3300pF				p83	p83																						
4700pF				p83	p83																						
6800pF				p83	p83																						
10000pF												p83															
15000pF												p83															
22000pF							p83					p83															
33000pF												p83															
47000pF												p83	p83														
68000pF												p83	p83														
0.10μF												p83	p83	p83													
0.15μF												p83	p83	p83													
0.22μF							p83					p83	p83														
0.33μF							p83																				
0.47μF												p83	p83									p83					
0.68μF													p83														
1.0μF												p83	p83										p83	p83			
2.2μF																p83	p83					p83	p83	p83			
4.7μF										p83	p83	p83	p83			p83	p83	p83				p83	p83	p83		p83	
10μF	p82																					p83	p83				
22μF											p83																
47μF		p82	p82																								
100μF																											
220μF																											



Capacitance Table

p00

Each number in the Part Number List refers to the page number printed at the bottom of the page.

(→ ■ GRM Series High Dielectric Constant Type)

p00 ← Part Number List JIS: R B EIA: X7R X7S X7T X7U X6S X6T X5R

LxW (mm)	2.0x1.25																											
T max. (mm)	1.4														1.45													
Rated Voltage (Vdc)	10		6.3		4		250	200	50		35			25			16			10		6.3		4				
Cap. / TC Code	X7R	B	X7R	X6S	X7U	X6S	X7R	X7R	X7S	X6S	X7S	X6S	X5R	X7S	X6S	X5R	X7S	X6S	X5R	X7T	X6S	X5R	X7T	X5R, B	X6S	X5R, B		
100pF																												
150pF																												
220pF																												
330pF																												
470pF																												
680pF																												
820pF																												
1000pF																												
1500pF																												
2200pF																												
3300pF																												
4700pF																												
6800pF																												
10000pF																												
15000pF																												
22000pF																												
33000pF																												
47000pF																												
68000pF																												
0.10μF																												
0.15μF																												
0.22μF																												
0.33μF																												
0.47μF																												
0.68μF																												
1.0μF																												
2.2μF																												
4.7μF	p83																											
10μF	p83		p83																									
22μF		p83		p83	p83	p83																						
47μF																												
100μF																												
220μF																												



Capacitance Table

p00

Each number in the Part Number List refers to the page number printed at the bottom of the page.

(→ ■ GRM Series High Dielectric Constant Type)

p00 ← Part Number List JIS: R B EIA: X7R X7S X7T X7U X6S X6T X5R

LxW (mm)	3.2x1.6																						
T max. (mm)	0.95					1.0		1.25					1.3		1.8								
Rated Voltage (Vdc)	35	25	16	10	6.3	630	1000	630	250	200	50	25	100	1000	630	250	200	100	50	25	16		
Cap. / TC Code	X5R	R	X5R, B	X5R, B	X6S	X5R, B	X7R	X7R	X7R	X7R	X7R	B	X5R	X7R	X7R	X7R	X7R	X7R	X5R, B	X7R	X5R, B	X7R	X6S
100pF																							
150pF																							
220pF																							
330pF																							
470pF																							
680pF																							
820pF																							
1000pF																							
1500pF																							
2200pF																							
3300pF																							
4700pF																							
6800pF																							
10000pF																							
15000pF																							
22000pF																							
33000pF																							
47000pF																							
68000pF																							
0.10μF																							
0.15μF																							
0.22μF																							
0.33μF																							
0.47μF																							
0.68μF																							
1.0μF																							
2.2μF																							
4.7μF																							
10μF																							
22μF																							
47μF																							
100μF																							
220μF																							



Capacitance Table

p00

Each number in the Part Number List refers to the page number printed at the bottom of the page.

(→ ■ GRM Series High Dielectric Constant Type)

p00 ← Part Number List JIS: R B EIA: X7R X7S X7T X7U X6S X6T X5R

LxW (mm)	3.2x1.6															3.2x2.5										
	1.8					1.9					1.5				1.8		2.0		2.2							
T max. (mm)	16		10		6.3		4		100	25	16	6.3		4		1000	630	250	200	100	1000	630	250	200	25	
Rated Voltage (Vdc)	16	10	6.3	4	100	25	16	6.3	4	1000	630	250	200	100	1000	630	250	200	100	1000	630	250	200	25		
Cap. / TC Code	X5R, B	X7R	X5R, B	X7Δ	X6S	X5R, B	X7U	X6S	X7R	X6S	X7S	X6T	X5R	X7U	X6T	X5R	X7R	X7R	X7R	X7R	X7R	X7R	X7R	X7R	X7R	
100pF																										
150pF																										
220pF																										
330pF																										
470pF																										
680pF																										
820pF																										
1000pF																										
1500pF																										
2200pF																										
3300pF																										
4700pF																										
6800pF																										
10000pF																										
15000pF																										
22000pF																										
33000pF																										
47000pF																										
68000pF																										
0.10μF																										
0.15μF																										
0.22μF																										
0.33μF																										
0.47μF																										
0.68μF																										
1.0μF																										
2.2μF																										
4.7μF																										
10μF																										
22μF																										
47μF																										
100μF																										
220μF																										



Capacitance Table

p00

Each number in the Part Number List refers to the page number printed at the bottom of the page.

(→ ■ GRM Series High Dielectric Constant Type)

p00 ← Part Number List JIS: R B EIA: X7R X7S X7T X7U X6S X6T X5R

LxW (mm)	3.2x2.5										4.5x3.2						5.7x5.0										
T max. (mm)	2.7										1.5			2.0			2.0										
Rated Voltage (Vdc)	100	80	63	50		35		25		16		10		6.3		4	630	250	200	1000	630	250	200	1000	630		
Cap. / TC Code	X7R	X7R	X7R	X7R	X5R, B	X7R	X5R, B	X7R	X5R, B	X7R	X6S	X5R, B	X7R	X5R, B	X7Δ	X5R, B	X7U	X7R	X7R	X7R	X7R	X7R	X7R	X7R	X7R	X7R	
100pF																											
150pF																											
220pF																											
330pF																											
470pF																											
680pF																											
820pF																											
1000pF																											
1500pF																											
2200pF																											
3300pF																											
4700pF																											
6800pF																											
10000pF																											
15000pF																											
22000pF																											
33000pF																											
47000pF																											
68000pF																											
0.10μF																											
0.15μF																											
0.22μF																											
0.33μF																											
0.47μF																											
0.68μF																											
1.0μF																											
2.2μF	p85																										
4.7μF		p85																									
10μF			p85	p85	p85	p85	p85	p85	p85																		
22μF								p85	p85	p85	p85																
47μF											p85	p85	p85	p85	p85	p85											
100μF													p85	p85	p85	p85	p85										
220μF																											



Capacitance Table p00 Each number in the Part Number List refers to the page number printed at the bottom of the page.

(→ ■ GRM Series High Dielectric Constant Type)

p00 ← Part Number List JIS: R B EIA: X7R X7S X7T X7U X6S X6T X5R

LxW (mm)	5.7x5.0	
T max. (mm)	2.0	
Rated Voltage (Vdc)	250	200
Cap. / TC Code	X7R	X7R
100pF		
150pF		
220pF		
330pF		
470pF		
680pF		
820pF		
1000pF		
1500pF		
2200pF		
3300pF		
4700pF		
6800pF		
10000pF		
15000pF		
22000pF		
33000pF		
47000pF		
68000pF		
0.10μF		
0.15μF		
0.22μF		
0.33μF	p85	p86
0.47μF	p86	p86
0.68μF	p86	p86
1.0μF	p86	p86
2.2μF		
4.7μF		
10μF		
22μF		
47μF		
100μF		
220μF		

Capacitance Table

p00

Each number in the Part Number List refers to the page number printed at the bottom of the page.

■ GJM Series Temperature Compensating Type

p00

← Part Number List

JIS:

CK

CJ

CH

EIA:

C0G

LxW (mm)	0.4x0.2		0.6x0.3		1.0x0.5	
T max. (mm)	0.22		0.33		0.55	
Rated Voltage (Vdc)	25		25		50	
Cap. / TC Code	C0G	CΔ	C0G	CΔ	C0G	CΔ
0.10pF					p101	p104
0.20pF	p88	p91	p94	p97	p101	p104
1.0pF	p88	p91	p94	p98	p101	p105
2.0pF	p88	p91	p95	p98	p101	p105
3.0pF	p88	p91	p95	p98	p102	p105
4.0pF	p89	p92	p95	p98	p102	p105
5.0pF	p89	p92	p95	p99	p102	p106
6.0pF	p89	p92	p96	p99	p102	p106
7.0pF	p90	p93	p96	p99	p103	p106
8.0pF	p90	p93	p96	p100	p103	p107
9.0pF	p90	p94	p97	p100	p104	p107
10pF	p91	p94	p97	p101	p104	p107
11pF	p91	p94	p97	p101	p104	p107
12pF	p91	p94	p97	p101	p104	p108
13pF	p91	p94	p97	p101	p104	p108
15pF	p91	p94	p97	p101	p104	p108
16pF	p91	p94	p97	p101	p104	p108
18pF	p91	p94	p97	p101	p104	p108
20pF	p91	p94	p97	p101	p104	p108
22pF	p91	p94	p97	p101	p104	p108
24pF			p97	p101	p104	p108
27pF			p97	p101	p104	p108
30pF			p97	p101	p104	p108
33pF			p97	p101	p104	p108
36pF					p104	p108
39pF					p104	p108
43pF					p104	p108
47pF					p104	p108

The indication for every 0.1 pF has been omitted for less than 10 pF. Refer to the Part Number List for details.

Capacitance Table p00 Each number in the Part Number List refers to the page number printed at the bottom of the page.

■ GMA Series High Dielectric Constant Type

p00 ← Part Number List JIS: R B EIA: X7R X5R

LxW (mm)	0.38x0.38			0.5x0.5						0.8x0.8									
T max. (mm)	0.35			0.4						0.6									
Rated Voltage (Vdc)	10			100	25		10			6.3		100	25		10			6.3	
Cap. / TC Code	X7R	R	B	X7R	X7R	B	X7R	R	B	X5R	B	X7R	X7R	B	X7R	R	B	X5R	B
100pF				p110															
150pF				p110															
220pF				p110															
330pF				p110															
470pF				p110															
680pF				p110															
1000pF	p110	p110	p110	p110															
1500pF	p110	p110	p110		p110	p110						p110							
1800pF	p110	p110	p110																
2200pF					p110	p110						p110							
3300pF					p110	p110						p110							
4700pF					p110	p110						p110							
6800pF							p110	p110	p110			p110							
10000pF	p110	p110					p110	p110	p110				p110	p110					
15000pF							p110	p110	p110				p110	p110					
22000pF							p110	p110	p110				p110	p110					
33000pF															p110	p110	p110		
47000pF															p110	p110	p110		
68000pF															p110	p110	p110		
0.10μF										p110	p110				p110	p110	p110		
0.47μF																		p110	p110

Capacitance Table

p00

Each number in the Part Number List refers to the page number printed at the bottom of the page.

■ GMD Series High Dielectric Constant Type

p00

← Part Number List

JIS:

R

B

EIA:

X7R

X5R

LxW (mm)	0.6x0.3										1.0x0.5												
	0.33										0.55												
T max. (mm)	0.33										0.55												
Rated Voltage (Vdc)	25			16			10			6.3		50			25			16			10		
Cap. / TC Code	X7R	R	B	X7R	R	B	X7R	R	B	X5R	B	X7R	R	B	X7R	R	B	X7R	R	B	X5R	B	
100pF	p112	p112	p112																				
120pF	p112	p112	p112																				
150pF	p112	p112	p112																				
180pF	p112	p112	p112																				
220pF	p112	p112	p112									p112	p112	p112									
270pF	p112	p112	p112									p112	p113	p113									
330pF	p112	p112	p112									p112	p113	p113									
390pF	p112	p112	p112									p112	p113	p113									
470pF	p112	p112	p112									p112	p113	p113									
560pF	p112	p112	p112									p112	p113	p113									
680pF	p112	p112	p112									p112	p113	p113									
820pF	p112	p112	p112									p112	p113	p113									
1000pF	p112	p112	p112									p112	p113	p113									
1200pF	p112	p112	p112									p112	p113	p113									
1500pF	p112	p112	p112									p112	p113	p113									
1800pF				p112	p112	p112						p112	p113	p113									
2200pF				p112	p112	p112						p112	p113	p113									
2700pF				p112	p112	p112						p112	p113	p113									
3300pF				p112	p112	p112						p112	p113	p113									
3900pF							p112	p112	p112			p112	p113	p113									
4700pF							p112	p112	p112			p112	p113	p113									
5600pF							p112	p112	p112						p113	p113	p113						
6800pF							p112	p112	p112						p113	p113	p113						
8200pF							p112	p112	p112						p113	p113	p113						
10000pF							p112	p112	p112						p113	p113	p113						
12000pF															p113	p113	p113						
15000pF															p113	p113	p113						
18000pF															p113	p113	p113						
22000pF															p113	p113	p113						
27000pF															p113	p113	p113						
33000pF															p113	p113	p113						
39000pF															p113	p113	p113						
47000pF															p113	p113	p113						
56000pF										p112	p112							p113	p113	p113			
68000pF										p112	p112							p113	p113	p113			
82000pF										p112	p112							p113	p113	p113			
0.10μF										p112	p112							p113	p113	p113			
0.12μF																					p113	p113	
0.15μF																					p113	p113	
0.18μF																					p113	p113	
0.22μF																					p113	p113	
0.27μF																					p113	p113	
0.33μF																					p113	p113	
0.39μF																					p113	p113	
0.47μF																					p113	p113	

Capacitance Table

p00

Each number in the Part Number List refers to the page number printed at the bottom of the page.

■ GQM Series Temperature Compensating Type

p00

← Part Number List

JIS:

CK

CJ

CH

EIA:

C0G

LxW (mm)	1.6x0.8					2.0x1.25					2.8x2.8
T max. (mm)	0.8	0.9				0.95				1.0	1.35
Rated Voltage (Vdc)	250	100		50		100		50		250	500
Cap. / TC Code	C0G	C0G	CΔ	C0G	CH	C0G	CΔ	C0G	CH	C0G	C0G
1.0pF	p115	p115	p116			p117	p118			p120	p121
2.0pF	p115	p116	p116			p118	p118			p120	p121
3.0pF	p115	p116	p116			p118	p118			p120	p121
4.0pF	p115	p116	p116			p118	p118			p120	p121
5.0pF	p115	p116	p116			p118	p118			p120	p121
6.0pF	p115	p116	p116			p118	p119			p120	p121
7.0pF	p115			p116	p117	p118	p119			p120	p121
8.0pF	p115			p116	p117	p118	p119			p120	p121
9.0pF	p115			p116	p117	p118	p119			p120	p121
10pF	p115			p116	p117	p118	p119			p120	p121
11pF	p115			p116	p117	p118	p119			p120	p121
12pF	p115			p116	p117	p118	p119			p120	p121
13pF	p115			p116	p117	p118	p119			p120	p121
15pF	p115			p116	p117	p118	p119			p120	p121
16pF	p115			p116	p117	p118	p119			p120	p121
18pF	p115			p117	p117	p118	p119			p120	p121
20pF	p115			p117	p117			p119	p119	p120	p121
22pF	p115			p117	p117			p119	p119	p120	p121
24pF	p115			p117	p117			p119	p119	p120	p121
27pF	p115			p117	p117			p119	p119	p120	p121
30pF	p115			p117	p117			p119	p119	p120	p121
33pF	p115			p117	p117			p119	p119	p120	p121
36pF	p115			p117	p117			p119	p119	p120	p121
39pF	p115			p117	p117			p119	p119	p120	p121
43pF	p115			p117	p117			p119	p119	p120	p121
47pF	p115			p117	p117			p119	p119	p120	p121
51pF				p117	p117			p119	p119	p120	p121
56pF				p117	p117			p119	p119	p120	p121
62pF				p117	p117			p119	p119	p120	p121
68pF				p117	p117			p119	p119	p120	p122
75pF				p117	p117			p119	p119	p120	p122
82pF				p117	p117			p119	p119	p120	p122
91pF				p117	p117			p119	p119	p120	p122
100pF				p117	p117			p119	p119	p121	p122

The indication for every 0.1 pF has been omitted for less than 10 pF. Refer to the Part Number List for details.

Capacitance Table

p00

Each number in the Part Number List refers to the page number printed at the bottom of the page.

GRJ Series High Dielectric Constant Type

p00

← Part Number List

EIA:

X7R

X7S

LxW (mm)	2.0x1.25		3.2x1.6						3.2x2.5											
	1.0	1.45	1.25			1.8			1.5			2.0			2.3	2.8				
Rated Voltage (Vdc)	250	250	1000	630	250	1000	630	250	1000	630	250	1000	630	250	100	50	25	16	10	6.3
Cap. / TC Code	X7R	X7R	X7R	X7R	X7R	X7R	X7R	X7R	X7R	X7R	X7R	X7R	X7R	X7R	X7R	X7R	X7S	X7R	X7R	X7R
470pF			p124																	
680pF			p124																	
1000pF	p124		p124	p124																
1500pF	p124		p124	p124																
2200pF	p124		p124	p124																
3300pF	p124		p124	p124																
4700pF	p124		p124	p124																
6800pF	p124			p124		p124			p124											
10000pF		p124		p124		p124			p124											
15000pF		p124			p124		p124					p124								
22000pF		p124			p124		p124			p124		p124								
33000pF								p124					p124							
47000pF								p124					p124							
68000pF					p124						p124									
0.10μF								p124						p124						
0.15μF											p124									
0.22μF													p124							
0.33μF																				
0.47μF																				
0.68μF																				
1.0μF																				
2.2μF															p124					
4.7μF																p124				
10μF																	p124	p124		
22μF																		p124	p124	
47μF																				p124



LxW (mm)	4.5x3.2					5.7x5.0		
	1.5		2.0			2.0		
Rated Voltage (Vdc)	630	250	1000	630	250	1000	630	250
Cap. / TC Code	X7R	X7R	X7R	X7R	X7R	X7R	X7R	X7R
33000pF			p124					
47000pF			p124					
68000pF	p124					p124		
0.10μF				p124		p124		
0.15μF		p124					p124	
0.22μF					p124		p124	
0.33μF						p124		p124
0.47μF						p124		p124
0.68μF								p124
1.0μF								p124

Capacitance Table

p00

Each number in the Part Number List refers to the page number printed at the bottom of the page.

GR3 Series High Dielectric Constant Type

p00

← Part Number List

EIA:

X7T

LxW (mm)	2.0x1.25		3.2x1.6						3.2x2.5					4.5x3.2			5.7x5.0									
	1.0	1.45	1.0		1.25		1.8		1.5		2.0			1.5	2.0		2.0			2.7						
T max. (mm)	250	250	450	250	630	450	250	630	450	250	630	250	630	450	250	250	630	450	250	630	450	250	630	450	250	
Rated Voltage (Vdc)	250	250	450	250	630	450	250	630	450	250	630	250	630	450	250	250	630	450	250	630	450	250	630	450	250	
Cap. / TC Code	X7T	X7T	X7T	X7T	X7T	X7T	X7T	X7T	X7T	X7T	X7T	X7T	X7T	X7T	X7T	X7T	X7T	X7T	X7T	X7T	X7T	X7T	X7T	X7T	X7T	
10000pF	p126		p126		p126																					
15000pF	p126		p126					p126																		
22000pF		p126								p126																
33000pF				p126										p126												
47000pF					p126				p126						p126											
68000pF										p126						p126										
0.10μF											p126						p126									
0.15μF														p126				p126								
0.22μF															p126						p126			p126		
0.27μF																								p126		
0.33μF																			p126					p126		
0.47μF																								p126	p126	
0.56μF																										p126
0.68μF																									p126	
1.0μF																										p126

Capacitance Table

p00

Each number in the Part Number List refers to the page number printed at the bottom of the page.

■ KRM Series High Dielectric Constant Type

p00

← Part Number List

EIA:

X7R

X6S

X5R

LxW (mm)	3.5x1.7						3.6x1.7	3.7x1.85	6.1x5.3													
	2.0		2.9				2.9	2.9	3.0						3.9					5.0		
T max. (mm)	2.0	100	50	35	25	50	100	1000	630	250	100	63	50	35	25	100	63	50	35	25	1000	630
Rated Voltage (Vdc)	25	100	50	35	25	50	100	1000	630	250	100	63	50	35	25	100	63	50	35	25	1000	630
Cap. / TC Code	X5R	X7R	X7R	X6S	X6S	X7R	X7R	X7R	X7R	X7R	X7R	X7R	X7R	X7R	X7R	X7R	X7R	X7R	X7R	X7R	X7R	X7R
68000pF								p129														
0.10µF								p129														
0.15µF									p129													p129
0.22µF									p129													p129
0.33µF																						p129
0.47µF																						p129
0.68µF										p129												
1.0µF		p129								p129												
1.5µF																						
2.2µF						p129	p129															
4.7µF			p129								p129	p129	p129									
6.8µF																p129						
10µF	p129			p129	p129								p129	p129			p129					
15µF														p129	p129							
17µF																			p129	p129		
22µF																				p129	p129	
33µF																					p129	
47µF																						
68µF																						



LxW (mm)	6.1x5.3									
	5.0					6.7				
T max. (mm)	250	100	50	35	25	100	63	50	35	25
Rated Voltage (Vdc)	250	100	50	35	25	100	63	50	35	25
Cap. / TC Code	X7R	X7R	X7R	X7R	X7R	X7R	X7R	X7R	X7R	X7R
68000pF										
0.10µF										
0.15µF										
0.22µF										
0.33µF										
0.47µF										
0.68µF										
1.0µF										
1.5µF	p129									
2.2µF	p129									
4.7µF										
6.8µF										
10µF		p129								
15µF						p129				
17µF										
22µF			p129	p129			p129			
33µF				p129	p129			p129		
47µF									p129	p129
68µF										p129

Capacitance Table

p00

Each number in the Part Number List refers to the page number printed at the bottom of the page.

■ KR3 Series High Dielectric Constant Type

p00

← Part Number List

EIA:

X7T

LxW (mm)	6.1x5.3										
	3.0			3.9			5.0		6.7		
T max. (mm)	3.0			3.9			5.0		6.7		
Rated Voltage (Vdc)	630	450	250	630	450	250	450	250	630	450	250
Cap. / TC Code	X7T	X7T	X7T	X7T	X7T	X7T	X7T	X7T	X7T	X7T	X7T
0.10μF	p132										
0.15μF	p132										
0.22μF		p132		p132							
0.27μF				p132							
0.33μF		p132									
0.47μF		p132	p132						p132		
0.56μF					p132				p132		
0.68μF			p132				p132				
1.0μF						p132	p132				
1.2μF										p132	
1.5μF								p132			
2.2μF											p132

■ LLA Series High Dielectric Constant Type

p00

← Part Number List

EIA:

X7R

X7S

LxW (mm)	1.6x0.8	2.0x1.25									3.2x1.6								
	0.55	0.55					0.95				0.55			0.95		1.25			
Rated Voltage (Vdc)	4	25	16	10	6.3	4	25	16	10	6.3	4	16	10	6.3	16	10	16	10	
Cap. / TC Code	X7S	X7R	X7R	X7R	X7R	X7S	X7R	X7R	X7R	X7R	X7S	X7R	X7R	X7R	X7R	X7R	X7R	X7R	X7R
10000pF		p134					p134												
22000pF		p134					p134												
47000pF			p134				p134												
0.10μF	p134		p134					p134											
0.22μF	p134			p134				p134				p134							
0.47μF	p134				p134				p134				p134		p134				
1.0μF						p134				p134				p134		p134	p134		
2.2μF	p134										p134			p134					p134
4.7μF						p134													

Capacitance Table

p00

Each number in the Part Number List refers to the page number printed at the bottom of the page.

LLL Series High Dielectric Constant Type

p00 ← Part Number List EIA: X7R X7S X6S X5R

LxW (mm)	0.5x1.0			0.6x1.0	0.8x1.6								1.25x2.0											
T max. (mm)	0.35			0.45	0.5				0.55	0.6				0.5					0.7					
Rated Voltage (Vdc)	6.3	4		4	25	16	10	4	4	50	25	16	10	4	50	25	16	10	6.3	4	50	25		
Cap. / TC Code	X6S	X7S	X6S	X5R	X7R	X7R	X7R	X7S	X7S	X7R	X7R	X7R	X7R	X7S	X7R	X7R	X7R	X7R	X7R	X7S	X7R	X7R		
2200pF										p136														
4700pF										p136														
10000pF					p136										p136								p136	
22000pF						p136									p136								p136	
47000pF							p136									p136							p136	
0.10μF	p136							p136									p136						p136	
0.22μF	p136								p136									p136					p136	
0.47μF		p136																	p136					
1.0μF			p136																				p136	
2.2μF									p136															
4.3μF					p136																			
4.7μF																								
10μF																								



LxW (mm)	1.25x2.0				1.6x3.2																	
T max. (mm)	0.7	0.95			0.5				0.8					1.25								
Rated Voltage (Vdc)	10	16	10	4	50	25	16	10	50	25	16	10	6.3	50	25	16	10	6.3				
Cap. / TC Code	X7R	X7R	X7R	X7S	X7R	X7R	X7R	X7R	X7R	X7R	X7R	X7R	X7R	X7R	X7R	X7R	X7R	X7R	X5R			
2200pF																						
4700pF																						
10000pF					p136					p136												
22000pF					p136					p136												
47000pF						p136				p136												
0.10μF							p136				p136							p136				
0.22μF	p136	p136						p136				p136							p136			
0.47μF			p136						p136										p136			
1.0μF				p136									p136						p136			
2.2μF					p136									p136						p136		
4.3μF																						
4.7μF																						p136
10μF																						p136

LLM Series High Dielectric Constant Type

p00 ← Part Number List EIA: X7R X7S

LxW (mm)	2.0x1.25		3.2x1.6		
T max. (mm)	0.55		0.55		
Rated Voltage (Vdc)	6.3	4	16	10	6.3
Cap. / TC Code	X7R	X7S	X7R	X7R	X7R
0.10μF			p138		
0.22μF	p138		p138		
0.47μF	p138			p138	
1.0μF		p138			
2.2μF					p138

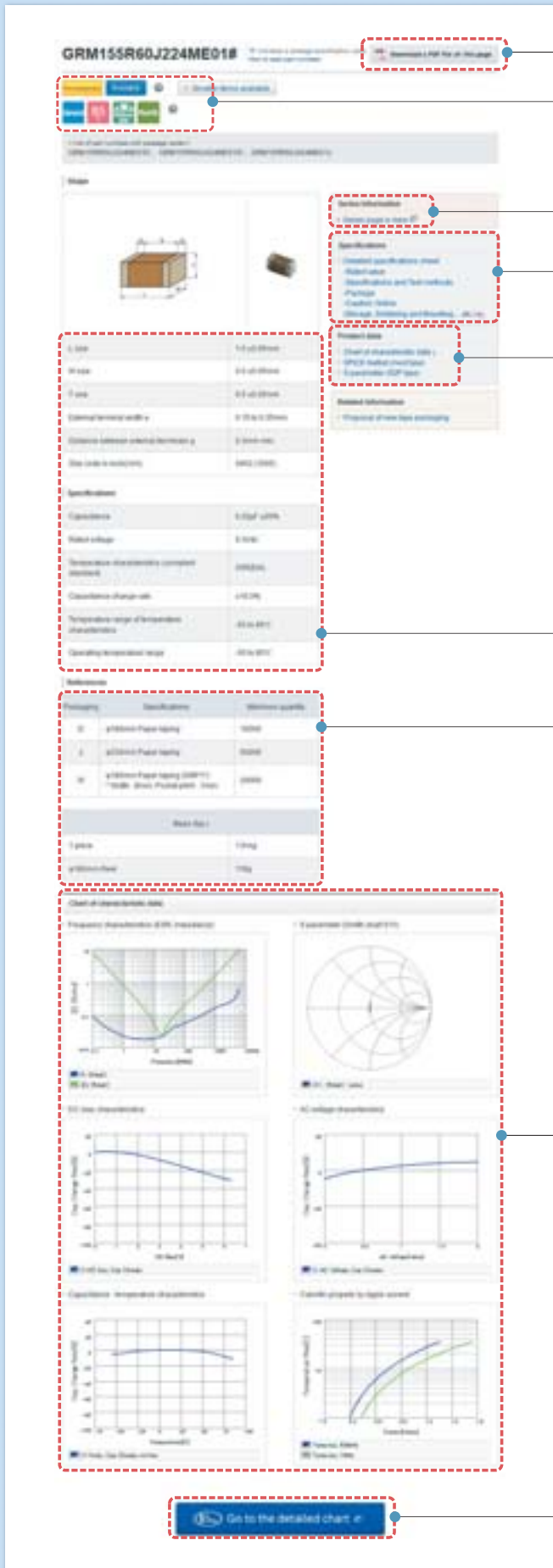
LLR Series High Dielectric Constant Type

p00 ← Part Number List EIA: X7S

LxW (mm)	0.8x1.6			
T max. (mm)	0.55			
Rated Voltage (Vdc)	4			
TC Code	X7S			
Cap. / ESR (mΩ)	100	220	470	1000
1.0μF	p140	p140	p140	p140

Search Capacitors

Specifications and Test Methods, Package, Chart of Characteristic Data, please refer to the search web page.
<http://www.murata.com/products/capacitor/>



Data Sheet

The product details page can be output in PDF.

Status and Features Icons

The status and features of products can be checked at once. When ? is clicked, a description of each icon will be displayed.

Characteristics & Applications

This links to the introduction page of each series.

Detailed Specifications Sheet

- Rated value
- Specifications and Test Methods
- Package
- Caution, Notice (Storage, Soldering and Mounting,etc.)

Characteristics Data

The following characteristics data of the main products can be acquired.

- SPICE Netlist (mod type)
- S parameter (S2P type)
- Reliability Test Data *Typical data

- Shape (Dimensions)
- Rated Values

- Specification by Packaging Code/ Minimum Order Quantity
- Weight (1 pc/ø180mm reel)

Chart of Characteristic Data

The main products published characteristic data.

- Frequency characteristics (ESR, Impedance)
- S parameter (Smith chart S11)
- DC bias characteristics
- AC voltage characteristics
- Capacitance - temperature characteristics
- Calorific property by ripple current

Design Tools SimSurfing

The SimSurfing design tools are useful for displaying the graph, downloading CSV data and overwriting the product number graph.

For General Purpose

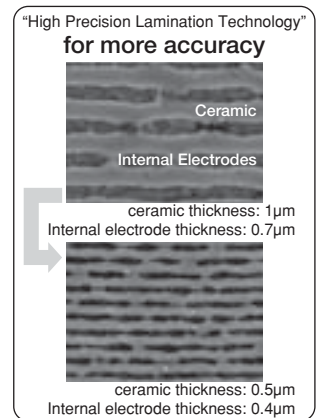

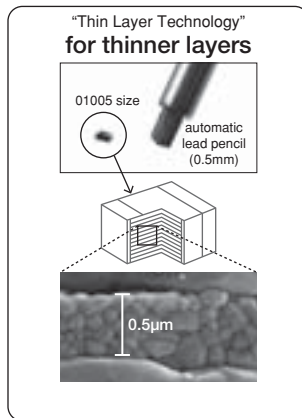
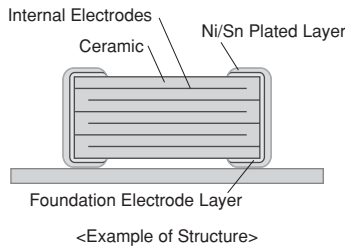
GRM Series



This is Murata primary products renowned for both small size and large capacitance value with latest advanced technology.

Features

1 Achieves large-capacity and small size in a multilayer structure.



2 Sn plating is applied to the external electrodes; excellent solderability.

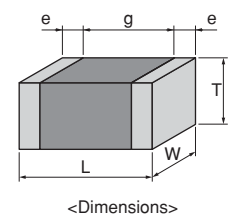
3 High reliability with no polarity.

	Ceramic Capacitor	Tantalum Capacitor	Aluminum Electrolytic Capacitor	Conductive Polymer Capacitor
Price	○	○	◎	○
Comparison between Impedance Frequency Characteristics	◎	△	△	○
Capacitance temperature characteristics	○	◎	○	○
DC breakdown voltage	◎	△	△	△
Polarity	No	Yes	Yes	Yes
Pulse response	◎	△	△	○
Allowable ripple current	◎	△	△	△
Reliability	◎	○	○	○
DC bias characteristics	△	◎	◎	◎

◎: Particularly excellent ○: Excellent △: Inferior

Specifications

Size	0.4×0.2mm to 5.7×5.0mm
Rated Voltage	DC2.5V to 3.15kV
Capacitance	0.1pF to 220µF
Main Applications	1. Rated voltage 100V Max. High Dielectric Constant Type ··· For decoupling and smoothing circuits Temperature Compensating Type ··· For tuning circuits, oscillating circuits, and high frequency filter circuits 2. Rated voltage 200V min. High Dielectric Constant Type ··· For clamp snubber circuits and smoothing circuits Temperature Compensating Type ··· Power supply damper snubber



This catalog contains only a portion of the product lineup.
 Please refer to the capacitor search tool on the Murata Web site for details.

GRM Series Temperature Compensating Type Part Number List

■ 0.4x0.2mm **Ultra-compact**

T max.	Rated Voltage	TC Code	Cap.	Tol.	Part Number
0.22mm	16Vdc	C0G	0.20pF	±0.05pF	GRM0225C1CR20WA02#
				±0.1pF	GRM0225C1CR20BA02#
			0.30pF	±0.05pF	GRM0225C1CR30WA02#
				±0.1pF	GRM0225C1CR30BA02#
			0.40pF	±0.05pF	GRM0225C1CR40WA02#
				±0.1pF	GRM0225C1CR40BA02#
			0.50pF	±0.05pF	GRM0225C1CR50WA02#
				±0.1pF	GRM0225C1CR50BA02#
			0.60pF	±0.05pF	GRM0225C1CR60WA02#
				±0.1pF	GRM0225C1CR60BA02#
			0.70pF	±0.05pF	GRM0225C1CR70WA02#
				±0.1pF	GRM0225C1CR70BA02#
			0.80pF	±0.05pF	GRM0225C1CR80WA02#
				±0.1pF	GRM0225C1CR80BA02#
			0.90pF	±0.05pF	GRM0225C1CR90WA02#
				±0.1pF	GRM0225C1CR90BA02#
			1.0pF	±0.05pF	GRM0225C1C1R0WA02#
				±0.1pF	GRM0225C1C1R0BA02#
				±0.25pF	GRM0225C1C1R0CA02#
			1.1pF	±0.05pF	GRM0225C1C1R1WA02#
				±0.1pF	GRM0225C1C1R1BA02#
				±0.25pF	GRM0225C1C1R1CA02#
			1.2pF	±0.05pF	GRM0225C1C1R2WA02#
				±0.1pF	GRM0225C1C1R2BA02#
				±0.25pF	GRM0225C1C1R2CA02#
			1.3pF	±0.05pF	GRM0225C1C1R3WA02#
				±0.1pF	GRM0225C1C1R3BA02#
				±0.25pF	GRM0225C1C1R3CA02#
			1.4pF	±0.05pF	GRM0225C1C1R4WA02#
				±0.1pF	GRM0225C1C1R4BA02#
				±0.25pF	GRM0225C1C1R4CA02#
			1.5pF	±0.05pF	GRM0225C1C1R5WA02#
				±0.1pF	GRM0225C1C1R5BA02#
				±0.25pF	GRM0225C1C1R5CA02#
			1.6pF	±0.05pF	GRM0225C1C1R6WA02#
				±0.1pF	GRM0225C1C1R6BA02#
				±0.25pF	GRM0225C1C1R6CA02#
			1.7pF	±0.05pF	GRM0225C1C1R7WA02#
				±0.1pF	GRM0225C1C1R7BA02#
				±0.25pF	GRM0225C1C1R7CA02#
			1.8pF	±0.05pF	GRM0225C1C1R8WA02#
				±0.1pF	GRM0225C1C1R8BA02#
				±0.25pF	GRM0225C1C1R8CA02#
			1.9pF	±0.05pF	GRM0225C1C1R9WA02#
				±0.1pF	GRM0225C1C1R9BA02#
				±0.25pF	GRM0225C1C1R9CA02#
			2.0pF	±0.05pF	GRM0225C1C2R0WA02#
				±0.1pF	GRM0225C1C2R0BA02#
±0.25pF	GRM0225C1C2R0CA02#				
2.1pF	±0.05pF	GRM0225C1C2R1WA02#			
	±0.1pF	GRM0225C1C2R1BA02#			
	±0.25pF	GRM0225C1C2R1CA02#			

T max.	Rated Voltage	TC Code	Cap.	Tol.	Part Number
0.22mm	16Vdc	C0G	2.2pF	±0.05pF	GRM0225C1C2R2WA02#
				±0.1pF	GRM0225C1C2R2BA02#
				±0.25pF	GRM0225C1C2R2CA02#
			2.3pF	±0.05pF	GRM0225C1C2R3WA02#
				±0.1pF	GRM0225C1C2R3BA02#
				±0.25pF	GRM0225C1C2R3CA02#
			2.4pF	±0.05pF	GRM0225C1C2R4WA02#
				±0.1pF	GRM0225C1C2R4BA02#
				±0.25pF	GRM0225C1C2R4CA02#
			2.5pF	±0.05pF	GRM0225C1C2R5WA02#
				±0.1pF	GRM0225C1C2R5BA02#
				±0.25pF	GRM0225C1C2R5CA02#
			2.6pF	±0.05pF	GRM0225C1C2R6WA02#
				±0.1pF	GRM0225C1C2R6BA02#
				±0.25pF	GRM0225C1C2R6CA02#
			2.7pF	±0.05pF	GRM0225C1C2R7WA02#
				±0.1pF	GRM0225C1C2R7BA02#
				±0.25pF	GRM0225C1C2R7CA02#
			2.8pF	±0.05pF	GRM0225C1C2R8WA02#
				±0.1pF	GRM0225C1C2R8BA02#
				±0.25pF	GRM0225C1C2R8CA02#
			2.9pF	±0.05pF	GRM0225C1C2R9WA02#
				±0.1pF	GRM0225C1C2R9BA02#
				±0.25pF	GRM0225C1C2R9CA02#
			3.0pF	±0.05pF	GRM0225C1C3R0WA02#
				±0.1pF	GRM0225C1C3R0BA02#
				±0.25pF	GRM0225C1C3R0CA02#
			3.1pF	±0.05pF	GRM0225C1C3R1WA02#
				±0.1pF	GRM0225C1C3R1BA02#
				±0.25pF	GRM0225C1C3R1CA02#
			3.2pF	±0.05pF	GRM0225C1C3R2WA02#
				±0.1pF	GRM0225C1C3R2BA02#
				±0.25pF	GRM0225C1C3R2CA02#
			3.3pF	±0.05pF	GRM0225C1C3R3WA02#
				±0.1pF	GRM0225C1C3R3BA02#
				±0.25pF	GRM0225C1C3R3CA02#
3.4pF	±0.05pF	GRM0225C1C3R4WA02#			
	±0.1pF	GRM0225C1C3R4BA02#			
	±0.25pF	GRM0225C1C3R4CA02#			
3.5pF	±0.05pF	GRM0225C1C3R5WA02#			
	±0.1pF	GRM0225C1C3R5BA02#			
	±0.25pF	GRM0225C1C3R5CA02#			
3.6pF	±0.05pF	GRM0225C1C3R6WA02#			
	±0.1pF	GRM0225C1C3R6BA02#			
	±0.25pF	GRM0225C1C3R6CA02#			
3.7pF	±0.05pF	GRM0225C1C3R7WA02#			
	±0.1pF	GRM0225C1C3R7BA02#			
	±0.25pF	GRM0225C1C3R7CA02#			
3.8pF	±0.05pF	GRM0225C1C3R8WA02#			
	±0.1pF	GRM0225C1C3R8BA02#			
	±0.25pF	GRM0225C1C3R8CA02#			
3.9pF	±0.05pF	GRM0225C1C3R9WA02#			
	±0.1pF	GRM0225C1C3R9BA02#			
	±0.25pF	GRM0225C1C3R9CA02#			

Part number # indicates the package specification code.

GRM Series Temperature Compensating Type Part Number List

(→ ■ 0.4x0.2mm)

T max.	Rated Voltage	TC Code	Cap.	Tol.	Part Number
0.22mm	16Vdc	C0G	4.0pF	±0.05pF	GRM0225C1C4R0WA02#
				±0.1pF	GRM0225C1C4R0BA02#
				±0.25pF	GRM0225C1C4R0CA02#
			4.1pF	±0.05pF	GRM0225C1C4R1WA02#
				±0.1pF	GRM0225C1C4R1BA02#
				±0.25pF	GRM0225C1C4R1CA02#
			4.2pF	±0.05pF	GRM0225C1C4R2WA02#
				±0.1pF	GRM0225C1C4R2BA02#
				±0.25pF	GRM0225C1C4R2CA02#
			4.3pF	±0.05pF	GRM0225C1C4R3WA02#
				±0.1pF	GRM0225C1C4R3BA02#
				±0.25pF	GRM0225C1C4R3CA02#
			4.4pF	±0.05pF	GRM0225C1C4R4WA02#
				±0.1pF	GRM0225C1C4R4BA02#
				±0.25pF	GRM0225C1C4R4CA02#
			4.5pF	±0.05pF	GRM0225C1C4R5WA02#
				±0.1pF	GRM0225C1C4R5BA02#
				±0.25pF	GRM0225C1C4R5CA02#
			4.6pF	±0.05pF	GRM0225C1C4R6WA02#
				±0.1pF	GRM0225C1C4R6BA02#
				±0.25pF	GRM0225C1C4R6CA02#
			4.7pF	±0.05pF	GRM0225C1C4R7WA02#
				±0.1pF	GRM0225C1C4R7BA02#
				±0.25pF	GRM0225C1C4R7CA02#
			4.8pF	±0.05pF	GRM0225C1C4R8WA02#
				±0.1pF	GRM0225C1C4R8BA02#
				±0.25pF	GRM0225C1C4R8CA02#
			4.9pF	±0.05pF	GRM0225C1C4R9WA02#
				±0.1pF	GRM0225C1C4R9BA02#
				±0.25pF	GRM0225C1C4R9CA02#
			5.0pF	±0.05pF	GRM0225C1C5R0WA02#
				±0.1pF	GRM0225C1C5R0BA02#
				±0.25pF	GRM0225C1C5R0CA02#
			5.1pF	±0.05pF	GRM0225C1C5R1WA02#
				±0.1pF	GRM0225C1C5R1BA02#
				±0.25pF	GRM0225C1C5R1CA02#
				±0.5pF	GRM0225C1C5R1DA02#
			5.2pF	±0.05pF	GRM0225C1C5R2WA02#
				±0.1pF	GRM0225C1C5R2BA02#
				±0.25pF	GRM0225C1C5R2CA02#
				±0.5pF	GRM0225C1C5R2DA02#
			5.3pF	±0.05pF	GRM0225C1C5R3WA02#
				±0.1pF	GRM0225C1C5R3BA02#
				±0.25pF	GRM0225C1C5R3CA02#
				±0.5pF	GRM0225C1C5R3DA02#
			5.4pF	±0.05pF	GRM0225C1C5R4WA02#
				±0.1pF	GRM0225C1C5R4BA02#
				±0.25pF	GRM0225C1C5R4CA02#
				±0.5pF	GRM0225C1C5R4DA02#
			5.5pF	±0.05pF	GRM0225C1C5R5WA02#
				±0.1pF	GRM0225C1C5R5BA02#
				±0.25pF	GRM0225C1C5R5CA02#
				±0.5pF	GRM0225C1C5R5DA02#
			5.6pF	±0.05pF	GRM0225C1C5R6WA02#

T max.	Rated Voltage	TC Code	Cap.	Tol.	Part Number
0.22mm	16Vdc	C0G	5.6pF	±0.1pF	GRM0225C1C5R6BA02#
				±0.25pF	GRM0225C1C5R6CA02#
				±0.5pF	GRM0225C1C5R6DA02#
			5.7pF	±0.05pF	GRM0225C1C5R7WA02#
				±0.1pF	GRM0225C1C5R7BA02#
				±0.25pF	GRM0225C1C5R7CA02#
			5.8pF	±0.05pF	GRM0225C1C5R8WA02#
				±0.1pF	GRM0225C1C5R8BA02#
				±0.25pF	GRM0225C1C5R8CA02#
			5.9pF	±0.05pF	GRM0225C1C5R9WA02#
				±0.1pF	GRM0225C1C5R9BA02#
				±0.25pF	GRM0225C1C5R9CA02#
			6.0pF	±0.05pF	GRM0225C1C6R0WA02#
				±0.1pF	GRM0225C1C6R0BA02#
				±0.25pF	GRM0225C1C6R0CA02#
			6.1pF	±0.05pF	GRM0225C1C6R1WA02#
				±0.1pF	GRM0225C1C6R1BA02#
				±0.25pF	GRM0225C1C6R1CA02#
			6.2pF	±0.05pF	GRM0225C1C6R2WA02#
				±0.1pF	GRM0225C1C6R2BA02#
				±0.25pF	GRM0225C1C6R2CA02#
			6.3pF	±0.05pF	GRM0225C1C6R3WA02#
				±0.1pF	GRM0225C1C6R3BA02#
				±0.25pF	GRM0225C1C6R3CA02#
			6.4pF	±0.05pF	GRM0225C1C6R4WA02#
				±0.1pF	GRM0225C1C6R4BA02#
				±0.25pF	GRM0225C1C6R4CA02#
			6.5pF	±0.05pF	GRM0225C1C6R5WA02#
				±0.1pF	GRM0225C1C6R5BA02#
				±0.25pF	GRM0225C1C6R5CA02#
			6.6pF	±0.05pF	GRM0225C1C6R6WA02#
				±0.1pF	GRM0225C1C6R6BA02#
				±0.25pF	GRM0225C1C6R6CA02#
			6.7pF	±0.05pF	GRM0225C1C6R7WA02#
				±0.1pF	GRM0225C1C6R7BA02#
				±0.25pF	GRM0225C1C6R7CA02#
			6.8pF	±0.05pF	GRM0225C1C6R8WA02#
				±0.1pF	GRM0225C1C6R8BA02#
				±0.25pF	GRM0225C1C6R8CA02#
			6.9pF	±0.05pF	GRM0225C1C6R9WA02#
				±0.1pF	GRM0225C1C6R9BA02#
				±0.25pF	GRM0225C1C6R9CA02#

Part number # indicates the package specification code.

GRM Series
GJM Series
GMA Series
GMD Series
GQM Series
GRJ Series
GR3 Series
KRM Series
KR3 Series
LLA Series
LLL Series
LLM Series
LLR Series
⚠Caution/Notice

GRM Series Temperature Compensating Type Part Number List

(→ ■ 0.4x0.2mm)

T max.	Rated Voltage	TC Code	Cap.	Tol.	Part Number
0.22mm	16Vdc	C0G	6.9pF	±0.5pF	GRM0225C1C6R9DA02#
				7.0pF	±0.05pF
			±0.1pF		GRM0225C1C7R0BA02#
			±0.25pF		GRM0225C1C7R0CA02#
			±0.5pF		GRM0225C1C7R0DA02#
			7.1pF	±0.05pF	GRM0225C1C7R1WA02#
				±0.1pF	GRM0225C1C7R1BA02#
				±0.25pF	GRM0225C1C7R1CA02#
			7.2pF	±0.05pF	GRM0225C1C7R2WA02#
				±0.1pF	GRM0225C1C7R2BA02#
				±0.25pF	GRM0225C1C7R2CA02#
			7.3pF	±0.05pF	GRM0225C1C7R3WA02#
				±0.1pF	GRM0225C1C7R3BA02#
				±0.25pF	GRM0225C1C7R3CA02#
			7.4pF	±0.05pF	GRM0225C1C7R4WA02#
				±0.1pF	GRM0225C1C7R4BA02#
				±0.25pF	GRM0225C1C7R4CA02#
			7.5pF	±0.05pF	GRM0225C1C7R5WA02#
				±0.1pF	GRM0225C1C7R5BA02#
				±0.25pF	GRM0225C1C7R5CA02#
			7.6pF	±0.05pF	GRM0225C1C7R6WA02#
				±0.1pF	GRM0225C1C7R6BA02#
				±0.25pF	GRM0225C1C7R6CA02#
			7.7pF	±0.05pF	GRM0225C1C7R7WA02#
				±0.1pF	GRM0225C1C7R7BA02#
				±0.25pF	GRM0225C1C7R7CA02#
			7.8pF	±0.05pF	GRM0225C1C7R8WA02#
				±0.1pF	GRM0225C1C7R8BA02#
				±0.25pF	GRM0225C1C7R8CA02#
			7.9pF	±0.05pF	GRM0225C1C7R9WA02#
				±0.1pF	GRM0225C1C7R9BA02#
				±0.25pF	GRM0225C1C7R9CA02#
			8.0pF	±0.05pF	GRM0225C1C8R0WA02#
				±0.1pF	GRM0225C1C8R0BA02#
				±0.25pF	GRM0225C1C8R0CA02#
			8.1pF	±0.05pF	GRM0225C1C8R1WA02#
				±0.1pF	GRM0225C1C8R1BA02#
				±0.25pF	GRM0225C1C8R1CA02#
			8.2pF	±0.05pF	GRM0225C1C8R2WA02#
				±0.1pF	GRM0225C1C8R2BA02#
				±0.25pF	GRM0225C1C8R2CA02#
			8.3pF	±0.05pF	GRM0225C1C8R3WA02#
				±0.1pF	GRM0225C1C8R3BA02#
				±0.25pF	GRM0225C1C8R3CA02#

T max.	Rated Voltage	TC Code	Cap.	Tol.	Part Number
0.22mm	16Vdc	C0G	8.3pF	±0.1pF	GRM0225C1C8R3BA02#
				±0.25pF	GRM0225C1C8R3CA02#
				±0.5pF	GRM0225C1C8R3DA02#
			8.4pF	±0.05pF	GRM0225C1C8R4WA02#
				±0.1pF	GRM0225C1C8R4BA02#
				±0.25pF	GRM0225C1C8R4CA02#
			8.5pF	±0.05pF	GRM0225C1C8R5WA02#
				±0.1pF	GRM0225C1C8R5BA02#
				±0.25pF	GRM0225C1C8R5CA02#
			8.6pF	±0.05pF	GRM0225C1C8R6WA02#
				±0.1pF	GRM0225C1C8R6BA02#
				±0.25pF	GRM0225C1C8R6CA02#
			8.7pF	±0.05pF	GRM0225C1C8R7WA02#
				±0.1pF	GRM0225C1C8R7BA02#
				±0.25pF	GRM0225C1C8R7CA02#
			8.8pF	±0.05pF	GRM0225C1C8R8WA02#
				±0.1pF	GRM0225C1C8R8BA02#
				±0.25pF	GRM0225C1C8R8CA02#
			8.9pF	±0.05pF	GRM0225C1C8R9WA02#
				±0.1pF	GRM0225C1C8R9BA02#
				±0.25pF	GRM0225C1C8R9CA02#
			9.0pF	±0.05pF	GRM0225C1C9R0WA02#
				±0.1pF	GRM0225C1C9R0BA02#
				±0.25pF	GRM0225C1C9R0CA02#
			9.1pF	±0.05pF	GRM0225C1C9R1WA02#
				±0.1pF	GRM0225C1C9R1BA02#
				±0.25pF	GRM0225C1C9R1CA02#
			9.2pF	±0.05pF	GRM0225C1C9R2WA02#
				±0.1pF	GRM0225C1C9R2BA02#
				±0.25pF	GRM0225C1C9R2CA02#
			9.3pF	±0.05pF	GRM0225C1C9R3WA02#
				±0.1pF	GRM0225C1C9R3BA02#
				±0.25pF	GRM0225C1C9R3CA02#
			9.4pF	±0.05pF	GRM0225C1C9R4WA02#
				±0.1pF	GRM0225C1C9R4BA02#
				±0.25pF	GRM0225C1C9R4CA02#
			9.5pF	±0.05pF	GRM0225C1C9R5WA02#
				±0.1pF	GRM0225C1C9R5BA02#
				±0.25pF	GRM0225C1C9R5CA02#
			9.6pF	±0.05pF	GRM0225C1C9R6WA02#
				±0.1pF	GRM0225C1C9R6BA02#
				±0.25pF	GRM0225C1C9R6CA02#

Part number # indicates the package specification code.

GRM Series
 GJM Series
 GMA Series
 GMD Series
 GQM Series
 GRJ Series
 GR3 Series
 KRM Series
 KR3 Series
 LLA Series
 LLL Series
 LLM Series
 LLR Series
 ⚠Caution/
 Notice

GRM Series Temperature Compensating Type Part Number List

(→ ■ 0.4x0.2mm)

T max.	Rated Voltage	TC Code	Cap.	Tol.	Part Number
0.22mm	16Vdc	C0G	9.6pF	±0.5pF	GRM0225C1C9R6DA02#
				±0.05pF	GRM0225C1C9R7WA02#
			9.7pF	±0.1pF	GRM0225C1C9R7BA02#
				±0.25pF	GRM0225C1C9R7CA02#
				±0.5pF	GRM0225C1C9R7DA02#
				9.8pF	±0.05pF
			±0.1pF		GRM0225C1C9R8BA02#
			±0.25pF		GRM0225C1C9R8CA02#
			±0.5pF		GRM0225C1C9R8DA02#
			9.9pF	±0.05pF	GRM0225C1C9R9WA02#
				±0.1pF	GRM0225C1C9R9BA02#
				±0.25pF	GRM0225C1C9R9CA02#
				±0.5pF	GRM0225C1C9R9DA02#
			10pF	±2%	GRM0225C1C100GA02#
				±5%	GRM0225C1C100JA02#
			11pF	±2%	GRM0225C1C110GA02#
				±5%	GRM0225C1C110JA02#
			12pF	±2%	GRM0225C1C120GA02#
				±5%	GRM0225C1C120JA02#
			13pF	±2%	GRM0225C1C130GA02#
				±5%	GRM0225C1C130JA02#
			14pF	±2%	GRM0225C1C140GA02#
				±5%	GRM0225C1C140JA02#
			15pF	±2%	GRM0225C1C150GA02#
				±5%	GRM0225C1C150JA02#
			16pF	±2%	GRM0225C1C160GA02#
				±5%	GRM0225C1C160JA02#
			17pF	±5%	GRM0225C1C170JA02#
			18pF	±2%	GRM0225C1C180GA02#
				±5%	GRM0225C1C180JA02#
			20pF	±2%	GRM0225C1C200GA02#
				±5%	GRM0225C1C200JA02#
			22pF	±2%	GRM0225C1C220GA02#
				±5%	GRM0225C1C220JA02#
			24pF	±2%	GRM0225C1C240GA02#
				±5%	GRM0225C1C240JA02#
			27pF	±2%	GRM0225C1C270GA02#
				±5%	GRM0225C1C270JA02#
			30pF	±2%	GRM0225C1C300GA02#
				±5%	GRM0225C1C300JA02#
			33pF	±2%	GRM0225C1C330GA02#
				±5%	GRM0225C1C330JA02#
			36pF	±2%	GRM0225C1C360GA02#
				±5%	GRM0225C1C360JA02#
			39pF	±2%	GRM0225C1C390GA02#
				±5%	GRM0225C1C390JA02#
			43pF	±2%	GRM0225C1C430GA02#
				±5%	GRM0225C1C430JA02#
			47pF	±2%	GRM0225C1C470GA02#
				±5%	GRM0225C1C470JA02#
			51pF	±2%	GRM0225C1C510GA02#
				±5%	GRM0225C1C510JA02#
			56pF	±2%	GRM0225C1C560GA02#
				±5%	GRM0225C1C560JA02#

T max.	Rated Voltage	TC Code	Cap.	Tol.	Part Number	
0.22mm	16Vdc	C0G	62pF	±2%	GRM0225C1C620GA02#	
				±5%	GRM0225C1C620JA02#	
			68pF	±2%	GRM0225C1C680GA02#	
				±5%	GRM0225C1C680JA02#	
			75pF	±2%	GRM0225C1C750GA02#	
				±5%	GRM0225C1C750JA02#	
			82pF	±2%	GRM0225C1C820GA02#	
				±5%	GRM0225C1C820JA02#	
			91pF	±2%	GRM0225C1C910GA02#	
				±5%	GRM0225C1C910JA02#	
			94pF	±5%	GRM0225C1C940JA02#	
			96pF	±5%	GRM0225C1C960JA02#	
			100pF	±2%	GRM0225C1C101GA02#	
				±5%	GRM0225C1C101JA02#	
			CK	0.20pF	±0.05pF	GRM0224C1CR20WA02#
					±0.1pF	GRM0224C1CR20BA02#
				0.30pF	±0.05pF	GRM0224C1CR30WA02#
					±0.1pF	GRM0224C1CR30BA02#
				0.40pF	±0.05pF	GRM0224C1CR40WA02#
					±0.1pF	GRM0224C1CR40BA02#
				0.50pF	±0.05pF	GRM0224C1CR50WA02#
					±0.1pF	GRM0224C1CR50BA02#
				0.60pF	±0.05pF	GRM0224C1CR60WA02#
					±0.1pF	GRM0224C1CR60BA02#
				0.70pF	±0.05pF	GRM0224C1CR70WA02#
					±0.1pF	GRM0224C1CR70BA02#
				0.80pF	±0.05pF	GRM0224C1CR80WA02#
					±0.1pF	GRM0224C1CR80BA02#
		0.90pF		±0.05pF	GRM0224C1CR90WA02#	
				±0.1pF	GRM0224C1CR90BA02#	
		1.0pF		±0.05pF	GRM0224C1C1R0WA02#	
				±0.1pF	GRM0224C1C1R0BA02#	
				±0.25pF	GRM0224C1C1R0CA02#	
		1.1pF		±0.05pF	GRM0224C1C1R1WA02#	
				±0.1pF	GRM0224C1C1R1BA02#	
				±0.25pF	GRM0224C1C1R1CA02#	
		1.2pF		±0.05pF	GRM0224C1C1R2WA02#	
				±0.1pF	GRM0224C1C1R2BA02#	
				±0.25pF	GRM0224C1C1R2CA02#	
		1.3pF		±0.05pF	GRM0224C1C1R3WA02#	
				±0.1pF	GRM0224C1C1R3BA02#	
				±0.25pF	GRM0224C1C1R3CA02#	
		1.4pF	±0.05pF	GRM0224C1C1R4WA02#		
			±0.1pF	GRM0224C1C1R4BA02#		
			±0.25pF	GRM0224C1C1R4CA02#		
		1.5pF	±0.05pF	GRM0224C1C1R5WA02#		
			±0.1pF	GRM0224C1C1R5BA02#		
			±0.25pF	GRM0224C1C1R5CA02#		
		1.6pF	±0.05pF	GRM0224C1C1R6WA02#		
			±0.1pF	GRM0224C1C1R6BA02#		
			±0.25pF	GRM0224C1C1R6CA02#		
		1.7pF	±0.05pF	GRM0224C1C1R7WA02#		
			±0.1pF	GRM0224C1C1R7BA02#		
			±0.25pF	GRM0224C1C1R7CA02#		

Part number # indicates the package specification code.

GRM Series
GJM Series
GMA Series
GMD Series
GQM Series
GRJ Series
GR3 Series
KRM Series
KR3 Series
LLA Series
LLL Series
LLM Series
LLR Series
⚠Caution/ Notice

GRM Series Temperature Compensating Type Part Number List

(→ ■ 0.4x0.2mm)

T max.	Rated Voltage	TC Code	Cap.	Tol.	Part Number	
0.22mm	16Vdc	CK	1.8pF	±0.05pF	GRM0224C1C1R8WA02#	
				±0.1pF	GRM0224C1C1R8BA02#	
				±0.25pF	GRM0224C1C1R8CA02#	
			1.9pF	±0.05pF	GRM0224C1C1R9WA02#	
				±0.1pF	GRM0224C1C1R9BA02#	
				±0.25pF	GRM0224C1C1R9CA02#	
			2.0pF	±0.05pF	GRM0224C1C2R0WA02#	
				±0.1pF	GRM0224C1C2R0BA02#	
				±0.25pF	GRM0224C1C2R0CA02#	
			CJ	2.1pF	±0.05pF	GRM0223C1C2R1WA02#
					±0.1pF	GRM0223C1C2R1BA02#
					±0.25pF	GRM0223C1C2R1CA02#
				2.2pF	±0.05pF	GRM0223C1C2R2WA02#
					±0.1pF	GRM0223C1C2R2BA02#
					±0.25pF	GRM0223C1C2R2CA02#
				2.3pF	±0.05pF	GRM0223C1C2R3WA02#
					±0.1pF	GRM0223C1C2R3BA02#
					±0.25pF	GRM0223C1C2R3CA02#
		2.4pF	±0.05pF	GRM0223C1C2R4WA02#		
			±0.1pF	GRM0223C1C2R4BA02#		
			±0.25pF	GRM0223C1C2R4CA02#		
		2.5pF	±0.05pF	GRM0223C1C2R5WA02#		
			±0.1pF	GRM0223C1C2R5BA02#		
			±0.25pF	GRM0223C1C2R5CA02#		
		2.6pF	±0.05pF	GRM0223C1C2R6WA02#		
			±0.1pF	GRM0223C1C2R6BA02#		
			±0.25pF	GRM0223C1C2R6CA02#		
		2.7pF	±0.05pF	GRM0223C1C2R7WA02#		
			±0.1pF	GRM0223C1C2R7BA02#		
			±0.25pF	GRM0223C1C2R7CA02#		
		2.8pF	±0.05pF	GRM0223C1C2R8WA02#		
			±0.1pF	GRM0223C1C2R8BA02#		
			±0.25pF	GRM0223C1C2R8CA02#		
		2.9pF	±0.05pF	GRM0223C1C2R9WA02#		
			±0.1pF	GRM0223C1C2R9BA02#		
			±0.25pF	GRM0223C1C2R9CA02#		
		3.0pF	±0.05pF	GRM0223C1C3R0WA02#		
			±0.1pF	GRM0223C1C3R0BA02#		
			±0.25pF	GRM0223C1C3R0CA02#		
		3.1pF	±0.05pF	GRM0223C1C3R1WA02#		
			±0.1pF	GRM0223C1C3R1BA02#		
			±0.25pF	GRM0223C1C3R1CA02#		
		3.2pF	±0.05pF	GRM0223C1C3R2WA02#		
			±0.1pF	GRM0223C1C3R2BA02#		
			±0.25pF	GRM0223C1C3R2CA02#		
		3.3pF	±0.05pF	GRM0223C1C3R3WA02#		
			±0.1pF	GRM0223C1C3R3BA02#		
			±0.25pF	GRM0223C1C3R3CA02#		
		3.4pF	±0.05pF	GRM0223C1C3R4WA02#		
			±0.1pF	GRM0223C1C3R4BA02#		
			±0.25pF	GRM0223C1C3R4CA02#		
		3.5pF	±0.05pF	GRM0223C1C3R5WA02#		
			±0.1pF	GRM0223C1C3R5BA02#		
			±0.25pF	GRM0223C1C3R5CA02#		

T max.	Rated Voltage	TC Code	Cap.	Tol.	Part Number	
0.22mm	16Vdc	CJ	3.6pF	±0.05pF	GRM0223C1C3R6WA02#	
				±0.1pF	GRM0223C1C3R6BA02#	
				±0.25pF	GRM0223C1C3R6CA02#	
			3.7pF	±0.05pF	GRM0223C1C3R7WA02#	
				±0.1pF	GRM0223C1C3R7BA02#	
				±0.25pF	GRM0223C1C3R7CA02#	
			3.8pF	±0.05pF	GRM0223C1C3R8WA02#	
				±0.1pF	GRM0223C1C3R8BA02#	
				±0.25pF	GRM0223C1C3R8CA02#	
			3.9pF	±0.05pF	GRM0223C1C3R9WA02#	
				±0.1pF	GRM0223C1C3R9BA02#	
				±0.25pF	GRM0223C1C3R9CA02#	
			CH	0.20pF	±0.05pF	GRM0222C1CR20WA02#
					±0.1pF	GRM0222C1CR20BA02#
				0.30pF	±0.05pF	GRM0222C1CR30WA02#
					±0.1pF	GRM0222C1CR30BA02#
				0.40pF	±0.05pF	GRM0222C1CR40WA02#
					±0.1pF	GRM0222C1CR40BA02#
		0.50pF		±0.05pF	GRM0222C1CR50WA02#	
				±0.1pF	GRM0222C1CR50BA02#	
		0.60pF		±0.05pF	GRM0222C1CR60WA02#	
				±0.1pF	GRM0222C1CR60BA02#	
		0.70pF		±0.05pF	GRM0222C1CR70WA02#	
				±0.1pF	GRM0222C1CR70BA02#	
		0.80pF		±0.05pF	GRM0222C1CR80WA02#	
				±0.1pF	GRM0222C1CR80BA02#	
		0.90pF		±0.05pF	GRM0222C1CR90WA02#	
				±0.1pF	GRM0222C1CR90BA02#	
		1.0pF		±0.05pF	GRM0222C1C1R0WA02#	
				±0.1pF	GRM0222C1C1R0BA02#	
			±0.25pF	GRM0222C1C1R0CA02#		
		1.1pF	±0.05pF	GRM0222C1C1R1WA02#		
			±0.1pF	GRM0222C1C1R1BA02#		
			±0.25pF	GRM0222C1C1R1CA02#		
		1.2pF	±0.05pF	GRM0222C1C1R2WA02#		
			±0.1pF	GRM0222C1C1R2BA02#		
			±0.25pF	GRM0222C1C1R2CA02#		
		1.3pF	±0.05pF	GRM0222C1C1R3WA02#		
			±0.1pF	GRM0222C1C1R3BA02#		
			±0.25pF	GRM0222C1C1R3CA02#		
		1.4pF	±0.05pF	GRM0222C1C1R4WA02#		
			±0.1pF	GRM0222C1C1R4BA02#		
			±0.25pF	GRM0222C1C1R4CA02#		
		1.5pF	±0.05pF	GRM0222C1C1R5WA02#		
			±0.1pF	GRM0222C1C1R5BA02#		
			±0.25pF	GRM0222C1C1R5CA02#		
		1.6pF	±0.05pF	GRM0222C1C1R6WA02#		
			±0.1pF	GRM0222C1C1R6BA02#		
			±0.25pF	GRM0222C1C1R6CA02#		
		1.7pF	±0.05pF	GRM0222C1C1R7WA02#		
			±0.1pF	GRM0222C1C1R7BA02#		
			±0.25pF	GRM0222C1C1R7CA02#		
		1.8pF	±0.05pF	GRM0222C1C1R8WA02#		
			±0.1pF	GRM0222C1C1R8BA02#		

Part number # indicates the package specification code.

GRM Series Temperature Compensating Type Part Number List

(→ ■ 0.4x0.2mm)

T max.	Rated Voltage	TC Code	Cap.	Tol.	Part Number	
0.22mm	16Vdc	CH	1.8pF	±0.25pF	GRM0222C1C1R8CA02#	
				±0.05pF	GRM0222C1C1R9WA02#	
					±0.1pF	GRM0222C1C1R9BA02#
			±0.25pF	GRM0222C1C1R9CA02#		
				2.0pF	±0.05pF	GRM0222C1C2R0WA02#
					±0.1pF	GRM0222C1C2R0BA02#
			±0.25pF		GRM0222C1C2R0CA02#	
			2.1pF	±0.05pF	GRM0222C1C2R1WA02#	
				±0.1pF	GRM0222C1C2R1BA02#	
				±0.25pF	GRM0222C1C2R1CA02#	
			2.2pF	±0.05pF	GRM0222C1C2R2WA02#	
				±0.1pF	GRM0222C1C2R2BA02#	
				±0.25pF	GRM0222C1C2R2CA02#	
			2.3pF	±0.05pF	GRM0222C1C2R3WA02#	
				±0.1pF	GRM0222C1C2R3BA02#	
				±0.25pF	GRM0222C1C2R3CA02#	
			2.4pF	±0.05pF	GRM0222C1C2R4WA02#	
				±0.1pF	GRM0222C1C2R4BA02#	
				±0.25pF	GRM0222C1C2R4CA02#	
			2.5pF	±0.05pF	GRM0222C1C2R5WA02#	
				±0.1pF	GRM0222C1C2R5BA02#	
				±0.25pF	GRM0222C1C2R5CA02#	
			2.6pF	±0.05pF	GRM0222C1C2R6WA02#	
				±0.1pF	GRM0222C1C2R6BA02#	
				±0.25pF	GRM0222C1C2R6CA02#	
			2.7pF	±0.05pF	GRM0222C1C2R7WA02#	
				±0.1pF	GRM0222C1C2R7BA02#	
				±0.25pF	GRM0222C1C2R7CA02#	
			2.8pF	±0.05pF	GRM0222C1C2R8WA02#	
				±0.1pF	GRM0222C1C2R8BA02#	
				±0.25pF	GRM0222C1C2R8CA02#	
			2.9pF	±0.05pF	GRM0222C1C2R9WA02#	
				±0.1pF	GRM0222C1C2R9BA02#	
				±0.25pF	GRM0222C1C2R9CA02#	
			3.0pF	±0.05pF	GRM0222C1C3R0WA02#	
				±0.1pF	GRM0222C1C3R0BA02#	
				±0.25pF	GRM0222C1C3R0CA02#	
			3.1pF	±0.05pF	GRM0222C1C3R1WA02#	
				±0.1pF	GRM0222C1C3R1BA02#	
				±0.25pF	GRM0222C1C3R1CA02#	
			3.2pF	±0.05pF	GRM0222C1C3R2WA02#	
				±0.1pF	GRM0222C1C3R2BA02#	
				±0.25pF	GRM0222C1C3R2CA02#	
			3.3pF	±0.05pF	GRM0222C1C3R3WA02#	
				±0.1pF	GRM0222C1C3R3BA02#	
				±0.25pF	GRM0222C1C3R3CA02#	
			3.4pF	±0.05pF	GRM0222C1C3R4WA02#	
				±0.1pF	GRM0222C1C3R4BA02#	
				±0.25pF	GRM0222C1C3R4CA02#	
			3.5pF	±0.05pF	GRM0222C1C3R5WA02#	
				±0.1pF	GRM0222C1C3R5BA02#	
				±0.25pF	GRM0222C1C3R5CA02#	
			3.6pF	±0.05pF	GRM0222C1C3R6WA02#	
				±0.1pF	GRM0222C1C3R6BA02#	

T max.	Rated Voltage	TC Code	Cap.	Tol.	Part Number	
0.22mm	16Vdc	CH	3.6pF	±0.25pF	GRM0222C1C3R6CA02#	
				±0.05pF	GRM0222C1C3R7WA02#	
					±0.1pF	GRM0222C1C3R7BA02#
			±0.25pF	GRM0222C1C3R7CA02#		
				3.8pF	±0.05pF	GRM0222C1C3R8WA02#
					±0.1pF	GRM0222C1C3R8BA02#
			±0.25pF		GRM0222C1C3R8CA02#	
			3.9pF	±0.05pF	GRM0222C1C3R9WA02#	
				±0.1pF	GRM0222C1C3R9BA02#	
				±0.25pF	GRM0222C1C3R9CA02#	
			4.0pF	±0.05pF	GRM0222C1C4R0WA02#	
				±0.1pF	GRM0222C1C4R0BA02#	
				±0.25pF	GRM0222C1C4R0CA02#	
			4.1pF	±0.05pF	GRM0222C1C4R1WA02#	
				±0.1pF	GRM0222C1C4R1BA02#	
				±0.25pF	GRM0222C1C4R1CA02#	
			4.2pF	±0.05pF	GRM0222C1C4R2WA02#	
				±0.1pF	GRM0222C1C4R2BA02#	
				±0.25pF	GRM0222C1C4R2CA02#	
			4.3pF	±0.05pF	GRM0222C1C4R3WA02#	
				±0.1pF	GRM0222C1C4R3BA02#	
				±0.25pF	GRM0222C1C4R3CA02#	
			4.4pF	±0.05pF	GRM0222C1C4R4WA02#	
				±0.1pF	GRM0222C1C4R4BA02#	
				±0.25pF	GRM0222C1C4R4CA02#	
			4.5pF	±0.05pF	GRM0222C1C4R5WA02#	
				±0.1pF	GRM0222C1C4R5BA02#	
				±0.25pF	GRM0222C1C4R5CA02#	
			4.6pF	±0.05pF	GRM0222C1C4R6WA02#	
				±0.1pF	GRM0222C1C4R6BA02#	
				±0.25pF	GRM0222C1C4R6CA02#	
			4.7pF	±0.05pF	GRM0222C1C4R7WA02#	
				±0.1pF	GRM0222C1C4R7BA02#	
				±0.25pF	GRM0222C1C4R7CA02#	
			4.8pF	±0.05pF	GRM0222C1C4R8WA02#	
				±0.1pF	GRM0222C1C4R8BA02#	
				±0.25pF	GRM0222C1C4R8CA02#	
			4.9pF	±0.05pF	GRM0222C1C4R9WA02#	
				±0.1pF	GRM0222C1C4R9BA02#	
				±0.25pF	GRM0222C1C4R9CA02#	
			5.0pF	±0.05pF	GRM0222C1C5R0WA02#	
				±0.1pF	GRM0222C1C5R0BA02#	
				±0.25pF	GRM0222C1C5R0CA02#	
			5.1pF	±0.05pF	GRM0222C1C5R1WA02#	
				±0.1pF	GRM0222C1C5R1BA02#	
				±0.25pF	GRM0222C1C5R1CA02#	
			5.2pF	±0.05pF	GRM0222C1C5R2WA02#	
				±0.1pF	GRM0222C1C5R2BA02#	
				±0.25pF	GRM0222C1C5R2CA02#	
			5.3pF	±0.05pF	GRM0222C1C5R3WA02#	
				±0.1pF	GRM0222C1C5R3BA02#	
				±0.25pF	GRM0222C1C5R3CA02#	

Part number # indicates the package specification code.

GRM Series
GJM Series
GMA Series
GMD Series
GQM Series
GRJ Series
GR3 Series
KRM Series
KR3 Series
LLA Series
LLL Series
LLM Series
LLR Series
⚠Caution/Notice

GRM Series Temperature Compensating Type Part Number List

(→ ■ 0.4x0.2mm)

T max.	Rated Voltage	TC Code	Cap.	Tol.	Part Number	
0.22mm	16Vdc	CH	5.3pF	±0.5pF	GRM0222C1C5R3DA02#	
				±0.05pF	GRM0222C1C5R4WA02#	
					±0.1pF	GRM0222C1C5R4BA02#
			±0.25pF		GRM0222C1C5R4CA02#	
			±0.5pF	GRM0222C1C5R4DA02#		
				5.5pF	±0.05pF	GRM0222C1C5R5WA02#
					±0.1pF	GRM0222C1C5R5BA02#
			±0.25pF		GRM0222C1C5R5CA02#	
			±0.5pF	GRM0222C1C5R5DA02#		
				5.6pF	±0.05pF	GRM0222C1C5R6WA02#
					±0.1pF	GRM0222C1C5R6BA02#
			±0.25pF		GRM0222C1C5R6CA02#	
			±0.5pF	GRM0222C1C5R6DA02#		
				5.7pF	±0.05pF	GRM0222C1C5R7WA02#
					±0.1pF	GRM0222C1C5R7BA02#
			±0.25pF		GRM0222C1C5R7CA02#	
			±0.5pF	GRM0222C1C5R7DA02#		
				5.8pF	±0.05pF	GRM0222C1C5R8WA02#
					±0.1pF	GRM0222C1C5R8BA02#
			±0.25pF		GRM0222C1C5R8CA02#	
			±0.5pF	GRM0222C1C5R8DA02#		
				5.9pF	±0.05pF	GRM0222C1C5R9WA02#
					±0.1pF	GRM0222C1C5R9BA02#
			±0.25pF		GRM0222C1C5R9CA02#	
			±0.5pF	GRM0222C1C5R9DA02#		
				6.0pF	±0.05pF	GRM0222C1C6R0WA02#
					±0.1pF	GRM0222C1C6R0BA02#
			±0.25pF		GRM0222C1C6R0CA02#	
			±0.5pF	GRM0222C1C6R0DA02#		
				6.1pF	±0.05pF	GRM0222C1C6R1WA02#
					±0.1pF	GRM0222C1C6R1BA02#
			±0.25pF		GRM0222C1C6R1CA02#	
			±0.5pF	GRM0222C1C6R1DA02#		
				6.2pF	±0.05pF	GRM0222C1C6R2WA02#
					±0.1pF	GRM0222C1C6R2BA02#
			±0.25pF		GRM0222C1C6R2CA02#	
			±0.5pF	GRM0222C1C6R2DA02#		
				6.3pF	±0.05pF	GRM0222C1C6R3WA02#
					±0.1pF	GRM0222C1C6R3BA02#
			±0.25pF		GRM0222C1C6R3CA02#	
			±0.5pF	GRM0222C1C6R3DA02#		
				6.4pF	±0.05pF	GRM0222C1C6R4WA02#
					±0.1pF	GRM0222C1C6R4BA02#
			±0.25pF		GRM0222C1C6R4CA02#	
			±0.5pF	GRM0222C1C6R4DA02#		
				6.5pF	±0.05pF	GRM0222C1C6R5WA02#
					±0.1pF	GRM0222C1C6R5BA02#
			±0.25pF		GRM0222C1C6R5CA02#	
			±0.5pF	GRM0222C1C6R5DA02#		
				6.6pF	±0.05pF	GRM0222C1C6R6WA02#
					±0.1pF	GRM0222C1C6R6BA02#
			±0.25pF		GRM0222C1C6R6CA02#	
			±0.5pF	GRM0222C1C6R6DA02#		
				6.7pF	±0.05pF	GRM0222C1C6R7WA02#

T max.	Rated Voltage	TC Code	Cap.	Tol.	Part Number	
0.22mm	16Vdc	CH	6.7pF	±0.1pF	GRM0222C1C6R7BA02#	
				±0.25pF	GRM0222C1C6R7CA02#	
				±0.5pF	GRM0222C1C6R7DA02#	
			6.8pF	±0.05pF	GRM0222C1C6R8WA02#	
				±0.1pF	GRM0222C1C6R8BA02#	
				±0.25pF	GRM0222C1C6R8CA02#	
			±0.5pF	GRM0222C1C6R8DA02#		
				6.9pF	±0.05pF	GRM0222C1C6R9WA02#
					±0.1pF	GRM0222C1C6R9BA02#
			±0.25pF		GRM0222C1C6R9CA02#	
			±0.5pF	GRM0222C1C6R9DA02#		
				7.0pF	±0.05pF	GRM0222C1C7R0WA02#
					±0.1pF	GRM0222C1C7R0BA02#
			±0.25pF		GRM0222C1C7R0CA02#	
			±0.5pF	GRM0222C1C7R0DA02#		
				7.1pF	±0.05pF	GRM0222C1C7R1WA02#
					±0.1pF	GRM0222C1C7R1BA02#
			±0.25pF		GRM0222C1C7R1CA02#	
			±0.5pF	GRM0222C1C7R1DA02#		
				7.2pF	±0.05pF	GRM0222C1C7R2WA02#
					±0.1pF	GRM0222C1C7R2BA02#
			±0.25pF		GRM0222C1C7R2CA02#	
			±0.5pF	GRM0222C1C7R2DA02#		
				7.3pF	±0.05pF	GRM0222C1C7R3WA02#
					±0.1pF	GRM0222C1C7R3BA02#
			±0.25pF		GRM0222C1C7R3CA02#	
			±0.5pF	GRM0222C1C7R3DA02#		
				7.4pF	±0.05pF	GRM0222C1C7R4WA02#
					±0.1pF	GRM0222C1C7R4BA02#
			±0.25pF		GRM0222C1C7R4CA02#	
			±0.5pF	GRM0222C1C7R4DA02#		
				7.5pF	±0.05pF	GRM0222C1C7R5WA02#
					±0.1pF	GRM0222C1C7R5BA02#
			±0.25pF		GRM0222C1C7R5CA02#	
			±0.5pF	GRM0222C1C7R5DA02#		
				7.6pF	±0.05pF	GRM0222C1C7R6WA02#
					±0.1pF	GRM0222C1C7R6BA02#
			±0.25pF		GRM0222C1C7R6CA02#	
			±0.5pF	GRM0222C1C7R6DA02#		
				7.7pF	±0.05pF	GRM0222C1C7R7WA02#
					±0.1pF	GRM0222C1C7R7BA02#
			±0.25pF		GRM0222C1C7R7CA02#	
			±0.5pF	GRM0222C1C7R7DA02#		
				7.8pF	±0.05pF	GRM0222C1C7R8WA02#
					±0.1pF	GRM0222C1C7R8BA02#
			±0.25pF		GRM0222C1C7R8CA02#	
			±0.5pF	GRM0222C1C7R8DA02#		
				7.9pF	±0.05pF	GRM0222C1C7R9WA02#
					±0.1pF	GRM0222C1C7R9BA02#
			±0.25pF		GRM0222C1C7R9CA02#	
			±0.5pF	GRM0222C1C7R9DA02#		
				8.0pF	±0.05pF	GRM0222C1C8R0WA02#
					±0.1pF	GRM0222C1C8R0BA02#
			±0.25pF		GRM0222C1C8R0CA02#	

Part number # indicates the package specification code.

GRM Series Temperature Compensating Type Part Number List

(→ ■ 0.4x0.2mm)

T max.	Rated Voltage	TC Code	Cap.	Tol.	Part Number	
0.22mm	16Vdc	CH	8.0pF	±0.5pF	GRM0222C1C8R0DA02#	
				8.1pF	±0.05pF	GRM0222C1C8R1WA02#
					±0.1pF	GRM0222C1C8R1BA02#
					±0.25pF	GRM0222C1C8R1CA02#
			8.2pF	±0.05pF	GRM0222C1C8R2WA02#	
				±0.1pF	GRM0222C1C8R2BA02#	
				±0.25pF	GRM0222C1C8R2CA02#	
				±0.5pF	GRM0222C1C8R2DA02#	
			8.3pF	±0.05pF	GRM0222C1C8R3WA02#	
				±0.1pF	GRM0222C1C8R3BA02#	
				±0.25pF	GRM0222C1C8R3CA02#	
				±0.5pF	GRM0222C1C8R3DA02#	
			8.4pF	±0.05pF	GRM0222C1C8R4WA02#	
				±0.1pF	GRM0222C1C8R4BA02#	
				±0.25pF	GRM0222C1C8R4CA02#	
				±0.5pF	GRM0222C1C8R4DA02#	
			8.5pF	±0.05pF	GRM0222C1C8R5WA02#	
				±0.1pF	GRM0222C1C8R5BA02#	
				±0.25pF	GRM0222C1C8R5CA02#	
				±0.5pF	GRM0222C1C8R5DA02#	
			8.6pF	±0.05pF	GRM0222C1C8R6WA02#	
				±0.1pF	GRM0222C1C8R6BA02#	
				±0.25pF	GRM0222C1C8R6CA02#	
				±0.5pF	GRM0222C1C8R6DA02#	
			8.7pF	±0.05pF	GRM0222C1C8R7WA02#	
				±0.1pF	GRM0222C1C8R7BA02#	
				±0.25pF	GRM0222C1C8R7CA02#	
				±0.5pF	GRM0222C1C8R7DA02#	
			8.8pF	±0.05pF	GRM0222C1C8R8WA02#	
				±0.1pF	GRM0222C1C8R8BA02#	
				±0.25pF	GRM0222C1C8R8CA02#	
				±0.5pF	GRM0222C1C8R8DA02#	
			8.9pF	±0.05pF	GRM0222C1C8R9WA02#	
				±0.1pF	GRM0222C1C8R9BA02#	
				±0.25pF	GRM0222C1C8R9CA02#	
				±0.5pF	GRM0222C1C8R9DA02#	
			9.0pF	±0.05pF	GRM0222C1C9R0WA02#	
				±0.1pF	GRM0222C1C9R0BA02#	
				±0.25pF	GRM0222C1C9R0CA02#	
				±0.5pF	GRM0222C1C9R0DA02#	
			9.1pF	±0.05pF	GRM0222C1C9R1WA02#	
				±0.1pF	GRM0222C1C9R1BA02#	
				±0.25pF	GRM0222C1C9R1CA02#	
				±0.5pF	GRM0222C1C9R1DA02#	
			9.2pF	±0.05pF	GRM0222C1C9R2WA02#	
				±0.1pF	GRM0222C1C9R2BA02#	
				±0.25pF	GRM0222C1C9R2CA02#	
				±0.5pF	GRM0222C1C9R2DA02#	
			9.3pF	±0.05pF	GRM0222C1C9R3WA02#	
				±0.1pF	GRM0222C1C9R3BA02#	
				±0.25pF	GRM0222C1C9R3CA02#	
				±0.5pF	GRM0222C1C9R3DA02#	
			9.4pF	±0.05pF	GRM0222C1C9R4WA02#	

T max.	Rated Voltage	TC Code	Cap.	Tol.	Part Number
0.22mm	16Vdc	CH	9.4pF	±0.1pF	GRM0222C1C9R4BA02#
				±0.25pF	GRM0222C1C9R4CA02#
				±0.5pF	GRM0222C1C9R4DA02#
			9.5pF	±0.05pF	GRM0222C1C9R5WA02#
				±0.1pF	GRM0222C1C9R5BA02#
				±0.25pF	GRM0222C1C9R5CA02#
			9.6pF	±0.05pF	GRM0222C1C9R6WA02#
				±0.1pF	GRM0222C1C9R6BA02#
				±0.25pF	GRM0222C1C9R6CA02#
			9.7pF	±0.05pF	GRM0222C1C9R7WA02#
				±0.1pF	GRM0222C1C9R7BA02#
				±0.25pF	GRM0222C1C9R7CA02#
			9.8pF	±0.05pF	GRM0222C1C9R8WA02#
				±0.1pF	GRM0222C1C9R8BA02#
				±0.25pF	GRM0222C1C9R8CA02#
			9.9pF	±0.05pF	GRM0222C1C9R9WA02#
				±0.1pF	GRM0222C1C9R9BA02#
				±0.25pF	GRM0222C1C9R9CA02#
			10pF	±2%	GRM0222C1C100GA02#
				±5%	GRM0222C1C100JA02#
			10.5pF	±2%	GRM0222C1C10EGA02#
			11pF	±2%	GRM0222C1C110GA02#
				±5%	GRM0222C1C110JA02#
			12pF	±2%	GRM0222C1C120GA02#
				±5%	GRM0222C1C120JA02#
			12.5pF	±2%	GRM0222C1C12EGA02#
				13pF	±2%
			±5%		GRM0222C1C130JA02#
			14pF	±2%	GRM0222C1C140GA02#
				±5%	GRM0222C1C140JA02#
			15pF	±2%	GRM0222C1C150GA02#
				±5%	GRM0222C1C150JA02#
			16pF	±2%	GRM0222C1C160GA02#
				±5%	GRM0222C1C160JA02#
			17pF	±2%	GRM0222C1C170GA02#
				±5%	GRM0222C1C170JA02#
			18pF	±2%	GRM0222C1C180GA02#
				±5%	GRM0222C1C180JA02#
			19pF	±2%	GRM0222C1C190GA02#
				±5%	GRM0222C1C190JA02#
20pF	±2%	GRM0222C1C200GA02#			
	±5%	GRM0222C1C200JA02#			
21pF	±2%	GRM0222C1C210GA02#			
	±5%	GRM0222C1C210JA02#			
22pF	±2%	GRM0222C1C220GA02#			
	±5%	GRM0222C1C220JA02#			
24pF	±2%	GRM0222C1C240GA02#			
	±5%	GRM0222C1C240JA02#			
27pF	±2%	GRM0222C1C270GA02#			

Part number # indicates the package specification code.

GRM Series
GJM Series
GMA Series
GMD Series
GQM Series
GRJ Series
GR3 Series
KRM Series
KR3 Series
LLA Series
LLL Series
LLM Series
LLR Series
⚠Caution/Notice

GRM Series Temperature Compensating Type Part Number List

(→ ■ 0.4x0.2mm)

T max.	Rated Voltage	TC Code	Cap.	Tol.	Part Number		
0.22mm	16Vdc	CH	27pF	±5%	GRM0222C1C270JA02#		
				±2%	GRM0222C1C300GA02#		
			30pF	±5%	GRM0222C1C300JA02#		
				±2%	GRM0222C1C330GA02#		
			33pF	±5%	GRM0222C1C330JA02#		
				±2%	GRM0222C1C360GA02#		
			36pF	±5%	GRM0222C1C360JA02#		
				±2%	GRM0222C1C390GA02#		
			39pF	±5%	GRM0222C1C390JA02#		
				±2%	GRM0222C1C430GA02#		
			43pF	±5%	GRM0222C1C430JA02#		
				±2%	GRM0222C1C470GA02#		
			47pF	±5%	GRM0222C1C470JA02#		
				±2%	GRM0222C1C510GA02#		
			51pF	±5%	GRM0222C1C510JA02#		
				±2%	GRM0222C1C560GA02#		
			56pF	±5%	GRM0222C1C560JA02#		
				±2%	GRM0222C1C620GA02#		
			62pF	±5%	GRM0222C1C620JA02#		
				±2%	GRM0222C1C680GA02#		
			68pF	±5%	GRM0222C1C680JA02#		
				±2%	GRM0222C1C750GA02#		
			75pF	±5%	GRM0222C1C750JA02#		
				±2%	GRM0222C1C820GA02#		
			82pF	±5%	GRM0222C1C820JA02#		
				±2%	GRM0222C1C910GA02#		
			91pF	±5%	GRM0222C1C910JA02#		
				±2%	GRM0222C1C101GA02#		
			100pF	±5%	GRM0222C1C101JA02#		
				10Vdc	COG	56pF	±2%
			±5%				GRM0225C1A560JD05#
			68pF			±2%	GRM0225C1A680GD05#
						±5%	GRM0225C1A680JD05#
			82pF			±2%	GRM0225C1A820GD05#
						±5%	GRM0225C1A820JD05#
			100pF		±2%	GRM0225C1A101GD05#	
±5%	GRM0225C1A101JD05#						
CH	56pF	±2%	GRM0222C1A560GD05#				
		±5%	GRM0222C1A560JD05#				
	68pF	±2%	GRM0222C1A680GD05#				
		±5%	GRM0222C1A680JD05#				
	82pF	±2%	GRM0222C1A820GD05#				
		±5%	GRM0222C1A820JD05#				
100pF	±2%	GRM0222C1A101GD05#					
	±5%	GRM0222C1A101JD05#					

■ 0.6x0.3mm **Ultra-compact**

T max.	Rated Voltage	TC Code	Cap.	Tol.	Part Number
0.33mm	100Vdc	COG	0.10pF	±0.05pF	GRM0335C2AR10WA01#
				±0.1pF	GRM0335C2AR20WA01#
			0.20pF	±0.05pF	GRM0335C2AR20BA01#
				±0.1pF	GRM0335C2AR20CA01#
0.30pF	±0.05pF	GRM0335C2AR30WA01#			
	±0.1pF	GRM0335C2AR30BA01#			

T max.	Rated Voltage	TC Code	Cap.	Tol.	Part Number
0.33mm	100Vdc	COG	0.30pF	±0.1pF	GRM0335C2AR30BA01#
				±0.05pF	GRM0335C2AR40WA01#
			0.40pF	±0.1pF	GRM0335C2AR40BA01#
				±0.05pF	GRM0335C2AR50WA01#
			0.50pF	±0.1pF	GRM0335C2AR50BA01#
				±0.05pF	GRM0335C2AR60WA01#
			0.60pF	±0.1pF	GRM0335C2AR60BA01#
				±0.05pF	GRM0335C2AR70WA01#
			0.70pF	±0.1pF	GRM0335C2AR70BA01#
				±0.05pF	GRM0335C2AR80WA01#
			0.80pF	±0.1pF	GRM0335C2AR80BA01#
				±0.05pF	GRM0335C2AR90WA01#
			0.90pF	±0.1pF	GRM0335C2AR90BA01#
				±0.05pF	GRM0335C2A1R0WA01#
			1.0pF	±0.1pF	GRM0335C2A1R0BA01#
				±0.25pF	GRM0335C2A1R0CA01#
				±0.05pF	GRM0335C2A1R1WA01#
			1.1pF	±0.1pF	GRM0335C2A1R1BA01#
				±0.25pF	GRM0335C2A1R1CA01#
				±0.05pF	GRM0335C2A1R2WA01#
			1.2pF	±0.1pF	GRM0335C2A1R2BA01#
				±0.25pF	GRM0335C2A1R2CA01#
				±0.05pF	GRM0335C2A1R3WA01#
			1.3pF	±0.1pF	GRM0335C2A1R3BA01#
				±0.25pF	GRM0335C2A1R3CA01#
				±0.05pF	GRM0335C2A1R4WA01#
			1.4pF	±0.1pF	GRM0335C2A1R4BA01#
				±0.25pF	GRM0335C2A1R4CA01#
				±0.05pF	GRM0335C2A1R5WA01#
			1.5pF	±0.1pF	GRM0335C2A1R5BA01#
				±0.25pF	GRM0335C2A1R5CA01#
				±0.05pF	GRM0335C2A1R6WA01#
			1.6pF	±0.1pF	GRM0335C2A1R6BA01#
				±0.25pF	GRM0335C2A1R6CA01#
				±0.05pF	GRM0335C2A1R7WA01#
			1.7pF	±0.1pF	GRM0335C2A1R7BA01#
				±0.25pF	GRM0335C2A1R7CA01#
				±0.05pF	GRM0335C2A1R8WA01#
			1.8pF	±0.1pF	GRM0335C2A1R8BA01#
				±0.25pF	GRM0335C2A1R8CA01#
				±0.05pF	GRM0335C2A1R9WA01#
			1.9pF	±0.1pF	GRM0335C2A1R9BA01#
				±0.25pF	GRM0335C2A1R9CA01#
				±0.05pF	GRM0335C2A2R0WA01#
			2.0pF	±0.1pF	GRM0335C2A2R0BA01#
				±0.25pF	GRM0335C2A2R0CA01#
				±0.05pF	GRM0335C2A2R1WA01#
			2.1pF	±0.1pF	GRM0335C2A2R1BA01#
±0.25pF	GRM0335C2A2R1CA01#				
±0.05pF	GRM0335C2A2R2WA01#				
2.2pF	±0.1pF	GRM0335C2A2R2BA01#			
	±0.25pF	GRM0335C2A2R2CA01#			
	±0.05pF	GRM0335C2A2R3WA01#			
2.3pF	±0.1pF	GRM0335C2A2R3BA01#			

Part number # indicates the package specification code.

GRM Series Temperature Compensating Type Part Number List

(→ ■ 0.6x0.3mm)

T max.	Rated Voltage	TC Code	Cap.	Tol.	Part Number
0.33mm	100Vdc	C0G	2.3pF	±0.25pF	GRM0335C2A2R3CA01#
				±0.05pF	GRM0335C2A2R4WA01#
					±0.1pF
			±0.25pF		GRM0335C2A2R4CA01#
			2.5pF	±0.05pF	GRM0335C2A2R5WA01#
				±0.1pF	GRM0335C2A2R5BA01#
				±0.25pF	GRM0335C2A2R5CA01#
			2.6pF	±0.05pF	GRM0335C2A2R6WA01#
				±0.1pF	GRM0335C2A2R6BA01#
				±0.25pF	GRM0335C2A2R6CA01#
			2.7pF	±0.05pF	GRM0335C2A2R7WA01#
				±0.1pF	GRM0335C2A2R7BA01#
				±0.25pF	GRM0335C2A2R7CA01#
			2.8pF	±0.05pF	GRM0335C2A2R8WA01#
				±0.1pF	GRM0335C2A2R8BA01#
				±0.25pF	GRM0335C2A2R8CA01#
			2.9pF	±0.05pF	GRM0335C2A2R9WA01#
				±0.1pF	GRM0335C2A2R9BA01#
				±0.25pF	GRM0335C2A2R9CA01#
			3.0pF	±0.05pF	GRM0335C2A3R0WA01#
				±0.1pF	GRM0335C2A3R0BA01#
				±0.25pF	GRM0335C2A3R0CA01#
			3.1pF	±0.05pF	GRM0335C2A3R1WA01#
				±0.1pF	GRM0335C2A3R1BA01#
				±0.25pF	GRM0335C2A3R1CA01#
			3.2pF	±0.05pF	GRM0335C2A3R2WA01#
				±0.1pF	GRM0335C2A3R2BA01#
				±0.25pF	GRM0335C2A3R2CA01#
			3.3pF	±0.05pF	GRM0335C2A3R3WA01#
				±0.1pF	GRM0335C2A3R3BA01#
				±0.25pF	GRM0335C2A3R3CA01#
			3.4pF	±0.05pF	GRM0335C2A3R4WA01#
				±0.1pF	GRM0335C2A3R4BA01#
				±0.25pF	GRM0335C2A3R4CA01#
			3.5pF	±0.05pF	GRM0335C2A3R5WA01#
				±0.1pF	GRM0335C2A3R5BA01#
				±0.25pF	GRM0335C2A3R5CA01#
			3.6pF	±0.05pF	GRM0335C2A3R6WA01#
				±0.1pF	GRM0335C2A3R6BA01#
				±0.25pF	GRM0335C2A3R6CA01#
			3.7pF	±0.05pF	GRM0335C2A3R7WA01#
				±0.1pF	GRM0335C2A3R7BA01#
				±0.25pF	GRM0335C2A3R7CA01#
			3.8pF	±0.05pF	GRM0335C2A3R8WA01#
				±0.1pF	GRM0335C2A3R8BA01#
				±0.25pF	GRM0335C2A3R8CA01#
			3.9pF	±0.05pF	GRM0335C2A3R9WA01#
				±0.1pF	GRM0335C2A3R9BA01#
±0.25pF	GRM0335C2A3R9CA01#				
4.0pF	±0.05pF	GRM0335C2A4R0WA01#			
	±0.1pF	GRM0335C2A4R0BA01#			
	±0.25pF	GRM0335C2A4R0CA01#			
4.1pF	±0.05pF	GRM0335C2A4R1WA01#			
	±0.1pF	GRM0335C2A4R1BA01#			

T max.	Rated Voltage	TC Code	Cap.	Tol.	Part Number
0.33mm	100Vdc	C0G	4.1pF	±0.25pF	GRM0335C2A4R1CA01#
				±0.05pF	GRM0335C2A4R2WA01#
					±0.1pF
			±0.25pF		GRM0335C2A4R2CA01#
			4.3pF	±0.05pF	GRM0335C2A4R3WA01#
				±0.1pF	GRM0335C2A4R3BA01#
				±0.25pF	GRM0335C2A4R3CA01#
			4.4pF	±0.05pF	GRM0335C2A4R4WA01#
				±0.1pF	GRM0335C2A4R4BA01#
				±0.25pF	GRM0335C2A4R4CA01#
			4.5pF	±0.05pF	GRM0335C2A4R5WA01#
				±0.1pF	GRM0335C2A4R5BA01#
				±0.25pF	GRM0335C2A4R5CA01#
			4.6pF	±0.05pF	GRM0335C2A4R6WA01#
				±0.1pF	GRM0335C2A4R6BA01#
				±0.25pF	GRM0335C2A4R6CA01#
			4.7pF	±0.05pF	GRM0335C2A4R7WA01#
				±0.1pF	GRM0335C2A4R7BA01#
				±0.25pF	GRM0335C2A4R7CA01#
			4.8pF	±0.05pF	GRM0335C2A4R8WA01#
				±0.1pF	GRM0335C2A4R8BA01#
				±0.25pF	GRM0335C2A4R8CA01#
			4.9pF	±0.05pF	GRM0335C2A4R9WA01#
				±0.1pF	GRM0335C2A4R9BA01#
				±0.25pF	GRM0335C2A4R9CA01#
			5.0pF	±0.05pF	GRM0335C2A5R0WA01#
				±0.1pF	GRM0335C2A5R0BA01#
				±0.25pF	GRM0335C2A5R0CA01#
			5.1pF	±0.05pF	GRM0335C2A5R1WA01#
				±0.1pF	GRM0335C2A5R1BA01#
				±0.25pF	GRM0335C2A5R1CA01#
			5.2pF	±0.05pF	GRM0335C2A5R2WA01#
				±0.1pF	GRM0335C2A5R2BA01#
				±0.25pF	GRM0335C2A5R2CA01#
			5.3pF	±0.05pF	GRM0335C2A5R3WA01#
				±0.1pF	GRM0335C2A5R3BA01#
				±0.25pF	GRM0335C2A5R3CA01#
			5.4pF	±0.05pF	GRM0335C2A5R4WA01#
				±0.1pF	GRM0335C2A5R4BA01#
				±0.25pF	GRM0335C2A5R4CA01#
			5.5pF	±0.05pF	GRM0335C2A5R5WA01#
				±0.1pF	GRM0335C2A5R5BA01#
				±0.25pF	GRM0335C2A5R5CA01#
			5.6pF	±0.05pF	GRM0335C2A5R6WA01#
				±0.1pF	GRM0335C2A5R6BA01#
				±0.25pF	GRM0335C2A5R6CA01#
			5.7pF	±0.05pF	GRM0335C2A5R7WA01#
				±0.1pF	GRM0335C2A5R7BA01#

Part number # indicates the package specification code.

GRM Series
GJM Series
GMA Series
GMD Series
GQM Series
GRJ Series
GR3 Series
KRM Series
KR3 Series
LLA Series
LLL Series
LLM Series
LLR Series
⚠Caution/ Notice

GRM Series Temperature Compensating Type Part Number List

(→ ■ 0.6x0.3mm)

T max.	Rated Voltage	TC Code	Cap.	Tol.	Part Number
0.33mm	100Vdc	C0G	5.7pF	±0.25pF	GRM0335C2A5R7CA01#
				±0.5pF	GRM0335C2A5R7DA01#
			5.8pF	±0.05pF	GRM0335C2A5R8WA01#
				±0.1pF	GRM0335C2A5R8BA01#
				±0.25pF	GRM0335C2A5R8CA01#
				±0.5pF	GRM0335C2A5R8DA01#
			5.9pF	±0.05pF	GRM0335C2A5R9WA01#
				±0.1pF	GRM0335C2A5R9BA01#
				±0.25pF	GRM0335C2A5R9CA01#
				±0.5pF	GRM0335C2A5R9DA01#
			6.0pF	±0.05pF	GRM0335C2A6R0WA01#
				±0.1pF	GRM0335C2A6R0BA01#
				±0.25pF	GRM0335C2A6R0CA01#
				±0.5pF	GRM0335C2A6R0DA01#
			6.1pF	±0.05pF	GRM0335C2A6R1WA01#
				±0.1pF	GRM0335C2A6R1BA01#
				±0.25pF	GRM0335C2A6R1CA01#
				±0.5pF	GRM0335C2A6R1DA01#
			6.2pF	±0.05pF	GRM0335C2A6R2WA01#
				±0.1pF	GRM0335C2A6R2BA01#
				±0.25pF	GRM0335C2A6R2CA01#
				±0.5pF	GRM0335C2A6R2DA01#
			6.3pF	±0.05pF	GRM0335C2A6R3WA01#
				±0.1pF	GRM0335C2A6R3BA01#
				±0.25pF	GRM0335C2A6R3CA01#
				±0.5pF	GRM0335C2A6R3DA01#
			6.4pF	±0.05pF	GRM0335C2A6R4WA01#
				±0.1pF	GRM0335C2A6R4BA01#
				±0.25pF	GRM0335C2A6R4CA01#
				±0.5pF	GRM0335C2A6R4DA01#
			6.5pF	±0.05pF	GRM0335C2A6R5WA01#
				±0.1pF	GRM0335C2A6R5BA01#
				±0.25pF	GRM0335C2A6R5CA01#
				±0.5pF	GRM0335C2A6R5DA01#
			6.6pF	±0.05pF	GRM0335C2A6R6WA01#
				±0.1pF	GRM0335C2A6R6BA01#
				±0.25pF	GRM0335C2A6R6CA01#
				±0.5pF	GRM0335C2A6R6DA01#
			6.7pF	±0.05pF	GRM0335C2A6R7WA01#
				±0.1pF	GRM0335C2A6R7BA01#
				±0.25pF	GRM0335C2A6R7CA01#
				±0.5pF	GRM0335C2A6R7DA01#
			6.8pF	±0.05pF	GRM0335C2A6R8WA01#
				±0.1pF	GRM0335C2A6R8BA01#
				±0.25pF	GRM0335C2A6R8CA01#
				±0.5pF	GRM0335C2A6R8DA01#
			6.9pF	±0.05pF	GRM0335C2A6R9WA01#
				±0.1pF	GRM0335C2A6R9BA01#
				±0.25pF	GRM0335C2A6R9CA01#
				±0.5pF	GRM0335C2A6R9DA01#
			7.0pF	±0.05pF	GRM0335C2A7R0WA01#
				±0.1pF	GRM0335C2A7R0BA01#
				±0.25pF	GRM0335C2A7R0CA01#
				±0.5pF	GRM0335C2A7R0DA01#

T max.	Rated Voltage	TC Code	Cap.	Tol.	Part Number
0.33mm	100Vdc	C0G	7.1pF	±0.05pF	GRM0335C2A7R1WA01#
				±0.1pF	GRM0335C2A7R1BA01#
				±0.25pF	GRM0335C2A7R1CA01#
				±0.5pF	GRM0335C2A7R1DA01#
			7.2pF	±0.05pF	GRM0335C2A7R2WA01#
				±0.1pF	GRM0335C2A7R2BA01#
				±0.25pF	GRM0335C2A7R2CA01#
				±0.5pF	GRM0335C2A7R2DA01#
			7.3pF	±0.05pF	GRM0335C2A7R3WA01#
				±0.1pF	GRM0335C2A7R3BA01#
				±0.25pF	GRM0335C2A7R3CA01#
				±0.5pF	GRM0335C2A7R3DA01#
			7.4pF	±0.05pF	GRM0335C2A7R4WA01#
				±0.1pF	GRM0335C2A7R4BA01#
				±0.25pF	GRM0335C2A7R4CA01#
				±0.5pF	GRM0335C2A7R4DA01#
			7.5pF	±0.05pF	GRM0335C2A7R5WA01#
				±0.1pF	GRM0335C2A7R5BA01#
				±0.25pF	GRM0335C2A7R5CA01#
				±0.5pF	GRM0335C2A7R5DA01#
			7.6pF	±0.05pF	GRM0335C2A7R6WA01#
				±0.1pF	GRM0335C2A7R6BA01#
				±0.25pF	GRM0335C2A7R6CA01#
				±0.5pF	GRM0335C2A7R6DA01#
			7.7pF	±0.05pF	GRM0335C2A7R7WA01#
				±0.1pF	GRM0335C2A7R7BA01#
				±0.25pF	GRM0335C2A7R7CA01#
				±0.5pF	GRM0335C2A7R7DA01#
			7.8pF	±0.05pF	GRM0335C2A7R8WA01#
				±0.1pF	GRM0335C2A7R8BA01#
				±0.25pF	GRM0335C2A7R8CA01#
				±0.5pF	GRM0335C2A7R8DA01#
			7.9pF	±0.05pF	GRM0335C2A7R9WA01#
				±0.1pF	GRM0335C2A7R9BA01#
				±0.25pF	GRM0335C2A7R9CA01#
				±0.5pF	GRM0335C2A7R9DA01#
			8.0pF	±0.05pF	GRM0335C2A8R0WA01#
				±0.1pF	GRM0335C2A8R0BA01#
				±0.25pF	GRM0335C2A8R0CA01#
				±0.5pF	GRM0335C2A8R0DA01#
			8.1pF	±0.05pF	GRM0335C2A8R1WA01#
				±0.1pF	GRM0335C2A8R1BA01#
				±0.25pF	GRM0335C2A8R1CA01#
				±0.5pF	GRM0335C2A8R1DA01#
			8.2pF	±0.05pF	GRM0335C2A8R2WA01#
				±0.1pF	GRM0335C2A8R2BA01#
				±0.25pF	GRM0335C2A8R2CA01#
				±0.5pF	GRM0335C2A8R2DA01#
8.3pF	±0.05pF	GRM0335C2A8R3WA01#			
	±0.1pF	GRM0335C2A8R3BA01#			
	±0.25pF	GRM0335C2A8R3CA01#			
	±0.5pF	GRM0335C2A8R3DA01#			
8.4pF	±0.05pF	GRM0335C2A8R4WA01#			
	±0.1pF	GRM0335C2A8R4BA01#			

Part number # indicates the package specification code.

GRM Series
 GJM Series
 GMA Series
 GMD Series
 GQM Series
 GRJ Series
 GR3 Series
 KRM Series
 KR3 Series
 LLA Series
 LLL Series
 LLM Series
 LLR Series
 ⚠Caution/
 Notice

GRM Series Temperature Compensating Type Part Number List

(→ ■ 0.6x0.3mm)

T max.	Rated Voltage	TC Code	Cap.	Tol.	Part Number
0.33mm	100Vdc	C0G	8.4pF	±0.25pF	GRM0335C2A8R4CA01#
				±0.5pF	GRM0335C2A8R4DA01#
			8.5pF	±0.05pF	GRM0335C2A8R5WA01#
				±0.1pF	GRM0335C2A8R5BA01#
				±0.25pF	GRM0335C2A8R5CA01#
				±0.5pF	GRM0335C2A8R5DA01#
			8.6pF	±0.05pF	GRM0335C2A8R6WA01#
				±0.1pF	GRM0335C2A8R6BA01#
				±0.25pF	GRM0335C2A8R6CA01#
				±0.5pF	GRM0335C2A8R6DA01#
			8.7pF	±0.05pF	GRM0335C2A8R7WA01#
				±0.1pF	GRM0335C2A8R7BA01#
				±0.25pF	GRM0335C2A8R7CA01#
				±0.5pF	GRM0335C2A8R7DA01#
			8.8pF	±0.05pF	GRM0335C2A8R8WA01#
				±0.1pF	GRM0335C2A8R8BA01#
				±0.25pF	GRM0335C2A8R8CA01#
				±0.5pF	GRM0335C2A8R8DA01#
			8.9pF	±0.05pF	GRM0335C2A8R9WA01#
				±0.1pF	GRM0335C2A8R9BA01#
				±0.25pF	GRM0335C2A8R9CA01#
				±0.5pF	GRM0335C2A8R9DA01#
			9.0pF	±0.05pF	GRM0335C2A9R0WA01#
				±0.1pF	GRM0335C2A9R0BA01#
				±0.25pF	GRM0335C2A9R0CA01#
				±0.5pF	GRM0335C2A9R0DA01#
			9.1pF	±0.05pF	GRM0335C2A9R1WA01#
				±0.1pF	GRM0335C2A9R1BA01#
				±0.25pF	GRM0335C2A9R1CA01#
				±0.5pF	GRM0335C2A9R1DA01#
			9.2pF	±0.05pF	GRM0335C2A9R2WA01#
				±0.1pF	GRM0335C2A9R2BA01#
				±0.25pF	GRM0335C2A9R2CA01#
				±0.5pF	GRM0335C2A9R2DA01#
			9.3pF	±0.05pF	GRM0335C2A9R3WA01#
				±0.1pF	GRM0335C2A9R3BA01#
				±0.25pF	GRM0335C2A9R3CA01#
				±0.5pF	GRM0335C2A9R3DA01#
			9.4pF	±0.05pF	GRM0335C2A9R4WA01#
				±0.1pF	GRM0335C2A9R4BA01#
				±0.25pF	GRM0335C2A9R4CA01#
				±0.5pF	GRM0335C2A9R4DA01#
			9.5pF	±0.05pF	GRM0335C2A9R5WA01#
				±0.1pF	GRM0335C2A9R5BA01#
				±0.25pF	GRM0335C2A9R5CA01#
				±0.5pF	GRM0335C2A9R5DA01#
			9.6pF	±0.05pF	GRM0335C2A9R6WA01#
				±0.1pF	GRM0335C2A9R6BA01#
				±0.25pF	GRM0335C2A9R6CA01#
				±0.5pF	GRM0335C2A9R6DA01#
			9.7pF	±0.05pF	GRM0335C2A9R7WA01#
				±0.1pF	GRM0335C2A9R7BA01#
				±0.25pF	GRM0335C2A9R7CA01#
				±0.5pF	GRM0335C2A9R7DA01#

T max.	Rated Voltage	TC Code	Cap.	Tol.	Part Number			
0.33mm	100Vdc	C0G	9.8pF	±0.05pF	GRM0335C2A9R8WA01#			
				±0.1pF	GRM0335C2A9R8BA01#			
				±0.25pF	GRM0335C2A9R8CA01#			
				±0.5pF	GRM0335C2A9R8DA01#			
			9.9pF	±0.05pF	GRM0335C2A9R9WA01#			
				±0.1pF	GRM0335C2A9R9BA01#			
				±0.25pF	GRM0335C2A9R9CA01#			
			10pF	±2%	GRM0335C2A100GA01#			
				±5%	GRM0335C2A100JA01#			
				±5%	GRM0335C2A100JA01#			
			12pF	±2%	GRM0335C2A120GA01#			
				±5%	GRM0335C2A120JA01#			
			15pF	±2%	GRM0335C2A150GA01#			
				±5%	GRM0335C2A150JA01#			
			CK	100Vdc	CK	0.10pF	±0.05pF	GRM0334C2AR10WA01#
							±0.1pF	GRM0334C2AR10BA01#
						0.20pF	±0.05pF	GRM0334C2AR20WA01#
							±0.1pF	GRM0334C2AR20BA01#
		0.30pF				±0.05pF	GRM0334C2AR30WA01#	
						±0.1pF	GRM0334C2AR30BA01#	
		0.40pF				±0.05pF	GRM0334C2AR40WA01#	
						±0.1pF	GRM0334C2AR40BA01#	
		0.50pF				±0.05pF	GRM0334C2AR50WA01#	
						±0.1pF	GRM0334C2AR50BA01#	
		0.60pF				±0.05pF	GRM0334C2AR60WA01#	
						±0.1pF	GRM0334C2AR60BA01#	
		0.70pF				±0.05pF	GRM0334C2AR70WA01#	
						±0.1pF	GRM0334C2AR70BA01#	
		0.80pF				±0.05pF	GRM0334C2AR80WA01#	
						±0.1pF	GRM0334C2AR80BA01#	
		0.90pF				±0.05pF	GRM0334C2AR90WA01#	
						±0.1pF	GRM0334C2AR90BA01#	
		1.0pF				±0.05pF	GRM0334C2A1R0WA01#	
						±0.1pF	GRM0334C2A1R0BA01#	
						±0.25pF	GRM0334C2A1R0CA01#	
						±0.5pF	GRM0334C2A1R0DA01#	
		1.1pF				±0.05pF	GRM0334C2A1R1WA01#	
						±0.1pF	GRM0334C2A1R1BA01#	
						±0.25pF	GRM0334C2A1R1CA01#	
		1.2pF				±0.05pF	GRM0334C2A1R2WA01#	
						±0.1pF	GRM0334C2A1R2BA01#	
			±0.25pF	GRM0334C2A1R2CA01#				
1.3pF	±0.05pF	GRM0334C2A1R3WA01#						
	±0.1pF	GRM0334C2A1R3BA01#						
	±0.25pF	GRM0334C2A1R3CA01#						
1.4pF	±0.05pF	GRM0334C2A1R4WA01#						
	±0.1pF	GRM0334C2A1R4BA01#						
	±0.25pF	GRM0334C2A1R4CA01#						
1.5pF	±0.05pF	GRM0334C2A1R5WA01#						
	±0.1pF	GRM0334C2A1R5BA01#						
	±0.25pF	GRM0334C2A1R5CA01#						
1.6pF	±0.05pF	GRM0334C2A1R6WA01#						
	±0.1pF	GRM0334C2A1R6BA01#						
	±0.25pF	GRM0334C2A1R6CA01#						
1.7pF	±0.05pF	GRM0334C2A1R7WA01#						
	±0.1pF	GRM0334C2A1R7BA01#						

Part number # indicates the package specification code.

GRM Series
GJM Series
GMA Series
GMD Series
GQM Series
GRJ Series
GR3 Series
KRM Series
KR3 Series
LLA Series
LLL Series
LLM Series
LLR Series
⚠Caution/ Notice

GRM Series Temperature Compensating Type Part Number List

(→ ■ 0.6x0.3mm)

T max.	Rated Voltage	TC Code	Cap.	Tol.	Part Number	
0.33mm	100Vdc	CK	1.7pF	±0.25pF	GRM0334C2A1R7CA01#	
				±0.05pF	GRM0334C2A1R8WA01#	
					±0.1pF	GRM0334C2A1R8BA01#
			±0.25pF	GRM0334C2A1R8CA01#		
				1.9pF	±0.05pF	GRM0334C2A1R9WA01#
					±0.1pF	GRM0334C2A1R9BA01#
			±0.25pF		GRM0334C2A1R9CA01#	
			2.0pF	±0.05pF	GRM0334C2A2R0WA01#	
				±0.1pF	GRM0334C2A2R0BA01#	
				±0.25pF	GRM0334C2A2R0CA01#	
			CJ	2.1pF	±0.05pF	GRM0333C2A2R1WA01#
					±0.1pF	GRM0333C2A2R1BA01#
					±0.25pF	GRM0333C2A2R1CA01#
				2.2pF	±0.05pF	GRM0333C2A2R2WA01#
					±0.1pF	GRM0333C2A2R2BA01#
					±0.25pF	GRM0333C2A2R2CA01#
				2.3pF	±0.05pF	GRM0333C2A2R3WA01#
					±0.1pF	GRM0333C2A2R3BA01#
		±0.25pF			GRM0333C2A2R3CA01#	
		2.4pF	±0.05pF	GRM0333C2A2R4WA01#		
			±0.1pF	GRM0333C2A2R4BA01#		
			±0.25pF	GRM0333C2A2R4CA01#		
		2.5pF	±0.05pF	GRM0333C2A2R5WA01#		
			±0.1pF	GRM0333C2A2R5BA01#		
			±0.25pF	GRM0333C2A2R5CA01#		
		2.6pF	±0.05pF	GRM0333C2A2R6WA01#		
			±0.1pF	GRM0333C2A2R6BA01#		
			±0.25pF	GRM0333C2A2R6CA01#		
		2.7pF	±0.05pF	GRM0333C2A2R7WA01#		
			±0.1pF	GRM0333C2A2R7BA01#		
			±0.25pF	GRM0333C2A2R7CA01#		
		2.8pF	±0.05pF	GRM0333C2A2R8WA01#		
			±0.1pF	GRM0333C2A2R8BA01#		
			±0.25pF	GRM0333C2A2R8CA01#		
		2.9pF	±0.05pF	GRM0333C2A2R9WA01#		
			±0.1pF	GRM0333C2A2R9BA01#		
			±0.25pF	GRM0333C2A2R9CA01#		
		3.0pF	±0.05pF	GRM0333C2A3R0WA01#		
			±0.1pF	GRM0333C2A3R0BA01#		
			±0.25pF	GRM0333C2A3R0CA01#		
		3.1pF	±0.05pF	GRM0333C2A3R1WA01#		
			±0.1pF	GRM0333C2A3R1BA01#		
			±0.25pF	GRM0333C2A3R1CA01#		
		3.2pF	±0.05pF	GRM0333C2A3R2WA01#		
			±0.1pF	GRM0333C2A3R2BA01#		
			±0.25pF	GRM0333C2A3R2CA01#		
		3.3pF	±0.05pF	GRM0333C2A3R3WA01#		
			±0.1pF	GRM0333C2A3R3BA01#		
			±0.25pF	GRM0333C2A3R3CA01#		
		3.4pF	±0.05pF	GRM0333C2A3R4WA01#		
			±0.1pF	GRM0333C2A3R4BA01#		
			±0.25pF	GRM0333C2A3R4CA01#		
		3.5pF	±0.05pF	GRM0333C2A3R5WA01#		
			±0.1pF	GRM0333C2A3R5BA01#		

T max.	Rated Voltage	TC Code	Cap.	Tol.	Part Number	
0.33mm	100Vdc	CJ	3.5pF	±0.25pF	GRM0333C2A3R5CA01#	
				±0.05pF	GRM0333C2A3R6WA01#	
					±0.1pF	GRM0333C2A3R6BA01#
			±0.25pF	GRM0333C2A3R6CA01#		
				3.7pF	±0.05pF	GRM0333C2A3R7WA01#
					±0.1pF	GRM0333C2A3R7BA01#
			±0.25pF		GRM0333C2A3R7CA01#	
			3.8pF	±0.05pF	GRM0333C2A3R8WA01#	
				±0.1pF	GRM0333C2A3R8BA01#	
				±0.25pF	GRM0333C2A3R8CA01#	
			3.9pF	±0.05pF	GRM0333C2A3R9WA01#	
				±0.1pF	GRM0333C2A3R9BA01#	
				±0.25pF	GRM0333C2A3R9CA01#	
			CH	4.0pF	±0.05pF	GRM0332C2A4R0WA01#
					±0.1pF	GRM0332C2A4R0BA01#
					±0.25pF	GRM0332C2A4R0CA01#
				4.1pF	±0.05pF	GRM0332C2A4R1WA01#
					±0.1pF	GRM0332C2A4R1BA01#
		±0.25pF			GRM0332C2A4R1CA01#	
		4.2pF		±0.05pF	GRM0332C2A4R2WA01#	
				±0.1pF	GRM0332C2A4R2BA01#	
				±0.25pF	GRM0332C2A4R2CA01#	
		4.3pF	±0.05pF	GRM0332C2A4R3WA01#		
			±0.1pF	GRM0332C2A4R3BA01#		
			±0.25pF	GRM0332C2A4R3CA01#		
		4.4pF	±0.05pF	GRM0332C2A4R4WA01#		
			±0.1pF	GRM0332C2A4R4BA01#		
			±0.25pF	GRM0332C2A4R4CA01#		
		4.5pF	±0.05pF	GRM0332C2A4R5WA01#		
			±0.1pF	GRM0332C2A4R5BA01#		
			±0.25pF	GRM0332C2A4R5CA01#		
		4.6pF	±0.05pF	GRM0332C2A4R6WA01#		
			±0.1pF	GRM0332C2A4R6BA01#		
			±0.25pF	GRM0332C2A4R6CA01#		
		4.7pF	±0.05pF	GRM0332C2A4R7WA01#		
			±0.1pF	GRM0332C2A4R7BA01#		
			±0.25pF	GRM0332C2A4R7CA01#		
		4.8pF	±0.05pF	GRM0332C2A4R8WA01#		
			±0.1pF	GRM0332C2A4R8BA01#		
			±0.25pF	GRM0332C2A4R8CA01#		
		4.9pF	±0.05pF	GRM0332C2A4R9WA01#		
			±0.1pF	GRM0332C2A4R9BA01#		
			±0.25pF	GRM0332C2A4R9CA01#		
		5.0pF	±0.05pF	GRM0332C2A5R0WA01#		
			±0.1pF	GRM0332C2A5R0BA01#		
			±0.25pF	GRM0332C2A5R0CA01#		
		5.1pF	±0.05pF	GRM0332C2A5R1WA01#		
			±0.1pF	GRM0332C2A5R1BA01#		
			±0.25pF	GRM0332C2A5R1CA01#		
		5.2pF	±0.05pF	GRM0332C2A5R2WA01#		
			±0.1pF	GRM0332C2A5R2BA01#		
			±0.25pF	GRM0332C2A5R2CA01#		
		5.2pF	±0.05pF	GRM0332C2A5R2DA01#		
			±0.1pF	GRM0332C2A5R2BA01#		
±0.25pF	GRM0332C2A5R2CA01#					

Part number # indicates the package specification code.

GRM Series Temperature Compensating Type Part Number List

(→ ■ 0.6x0.3mm)

T max.	Rated Voltage	TC Code	Cap.	Tol.	Part Number
0.33mm	100Vdc	CH	5.3pF	±0.05pF	GRM0332C2A5R3WA01#
				±0.1pF	GRM0332C2A5R3BA01#
				±0.25pF	GRM0332C2A5R3CA01#
				±0.5pF	GRM0332C2A5R3DA01#
			5.4pF	±0.05pF	GRM0332C2A5R4WA01#
				±0.1pF	GRM0332C2A5R4BA01#
				±0.25pF	GRM0332C2A5R4CA01#
				±0.5pF	GRM0332C2A5R4DA01#
			5.5pF	±0.05pF	GRM0332C2A5R5WA01#
				±0.1pF	GRM0332C2A5R5BA01#
				±0.25pF	GRM0332C2A5R5CA01#
				±0.5pF	GRM0332C2A5R5DA01#
			5.6pF	±0.05pF	GRM0332C2A5R6WA01#
				±0.1pF	GRM0332C2A5R6BA01#
				±0.25pF	GRM0332C2A5R6CA01#
				±0.5pF	GRM0332C2A5R6DA01#
			5.7pF	±0.05pF	GRM0332C2A5R7WA01#
				±0.1pF	GRM0332C2A5R7BA01#
				±0.25pF	GRM0332C2A5R7CA01#
				±0.5pF	GRM0332C2A5R7DA01#
			5.8pF	±0.05pF	GRM0332C2A5R8WA01#
				±0.1pF	GRM0332C2A5R8BA01#
				±0.25pF	GRM0332C2A5R8CA01#
				±0.5pF	GRM0332C2A5R8DA01#
			5.9pF	±0.05pF	GRM0332C2A5R9WA01#
				±0.1pF	GRM0332C2A5R9BA01#
				±0.25pF	GRM0332C2A5R9CA01#
				±0.5pF	GRM0332C2A5R9DA01#
			6.0pF	±0.05pF	GRM0332C2A6R0WA01#
				±0.1pF	GRM0332C2A6R0BA01#
				±0.25pF	GRM0332C2A6R0CA01#
				±0.5pF	GRM0332C2A6R0DA01#
			6.1pF	±0.05pF	GRM0332C2A6R1WA01#
				±0.1pF	GRM0332C2A6R1BA01#
				±0.25pF	GRM0332C2A6R1CA01#
				±0.5pF	GRM0332C2A6R1DA01#
			6.2pF	±0.05pF	GRM0332C2A6R2WA01#
				±0.1pF	GRM0332C2A6R2BA01#
				±0.25pF	GRM0332C2A6R2CA01#
				±0.5pF	GRM0332C2A6R2DA01#
			6.3pF	±0.05pF	GRM0332C2A6R3WA01#
				±0.1pF	GRM0332C2A6R3BA01#
				±0.25pF	GRM0332C2A6R3CA01#
				±0.5pF	GRM0332C2A6R3DA01#
			6.4pF	±0.05pF	GRM0332C2A6R4WA01#
				±0.1pF	GRM0332C2A6R4BA01#
				±0.25pF	GRM0332C2A6R4CA01#
				±0.5pF	GRM0332C2A6R4DA01#
6.5pF	±0.05pF	GRM0332C2A6R5WA01#			
	±0.1pF	GRM0332C2A6R5BA01#			
	±0.25pF	GRM0332C2A6R5CA01#			
	±0.5pF	GRM0332C2A6R5DA01#			
6.6pF	±0.05pF	GRM0332C2A6R6WA01#			
	±0.1pF	GRM0332C2A6R6BA01#			

T max.	Rated Voltage	TC Code	Cap.	Tol.	Part Number		
0.33mm	100Vdc	CH	6.6pF	±0.25pF	GRM0332C2A6R6CA01#		
				±0.5pF	GRM0332C2A6R6DA01#		
			6.7pF	±0.05pF	GRM0332C2A6R7WA01#		
				±0.1pF	GRM0332C2A6R7BA01#		
				±0.25pF	GRM0332C2A6R7CA01#		
			6.8pF	±0.05pF	GRM0332C2A6R8WA01#		
				±0.1pF	GRM0332C2A6R8BA01#		
				±0.25pF	GRM0332C2A6R8CA01#		
			6.9pF	±0.05pF	GRM0332C2A6R9WA01#		
				±0.1pF	GRM0332C2A6R9BA01#		
				±0.25pF	GRM0332C2A6R9CA01#		
			7.0pF	±0.05pF	GRM0332C2A7R0WA01#		
				±0.1pF	GRM0332C2A7R0BA01#		
				±0.25pF	GRM0332C2A7R0CA01#		
			7.1pF	±0.05pF	GRM0332C2A7R1WA01#		
				±0.1pF	GRM0332C2A7R1BA01#		
				±0.25pF	GRM0332C2A7R1CA01#		
			7.2pF	±0.05pF	GRM0332C2A7R2WA01#		
				±0.1pF	GRM0332C2A7R2BA01#		
				±0.25pF	GRM0332C2A7R2CA01#		
			7.3pF	±0.05pF	GRM0332C2A7R3WA01#		
				±0.1pF	GRM0332C2A7R3BA01#		
				±0.25pF	GRM0332C2A7R3CA01#		
			7.4pF	±0.05pF	GRM0332C2A7R4WA01#		
				±0.1pF	GRM0332C2A7R4BA01#		
				±0.25pF	GRM0332C2A7R4CA01#		
			7.5pF	±0.05pF	GRM0332C2A7R5WA01#		
				±0.1pF	GRM0332C2A7R5BA01#		
				±0.25pF	GRM0332C2A7R5CA01#		
			7.6pF	±0.05pF	GRM0332C2A7R6WA01#		
				±0.1pF	GRM0332C2A7R6BA01#		
				±0.25pF	GRM0332C2A7R6CA01#		
			7.7pF	±0.05pF	GRM0332C2A7R7WA01#		
				±0.1pF	GRM0332C2A7R7BA01#		
				±0.25pF	GRM0332C2A7R7CA01#		
			7.8pF	±0.05pF	GRM0332C2A7R8WA01#		
				±0.1pF	GRM0332C2A7R8BA01#		
				±0.25pF	GRM0332C2A7R8CA01#		
			7.9pF	±0.05pF	GRM0332C2A7R9WA01#		
				±0.1pF	GRM0332C2A7R9BA01#		
				±0.25pF	GRM0332C2A7R9CA01#		
						±0.5pF	GRM0332C2A7R9DA01#

Part number # indicates the package specification code.

GRM Series
GJM Series
GMA Series
GMD Series
GQM Series
GRJ Series
GR3 Series
KRM Series
KR3 Series
LLA Series
LLL Series
LLM Series
LLR Series
⚠Caution/ Notice

GRM Series Temperature Compensating Type Part Number List

(→ ■ 0.6x0.3mm)

T max.	Rated Voltage	TC Code	Cap.	Tol.	Part Number
0.33mm	100Vdc	CH	8.0pF	±0.05pF	GRM0332C2A8R0WA01#
				±0.1pF	GRM0332C2A8R0BA01#
				±0.25pF	GRM0332C2A8R0CA01#
				±0.5pF	GRM0332C2A8R0DA01#
			8.1pF	±0.05pF	GRM0332C2A8R1WA01#
				±0.1pF	GRM0332C2A8R1BA01#
				±0.25pF	GRM0332C2A8R1CA01#
				±0.5pF	GRM0332C2A8R1DA01#
			8.2pF	±0.05pF	GRM0332C2A8R2WA01#
				±0.1pF	GRM0332C2A8R2BA01#
				±0.25pF	GRM0332C2A8R2CA01#
				±0.5pF	GRM0332C2A8R2DA01#
			8.3pF	±0.05pF	GRM0332C2A8R3WA01#
				±0.1pF	GRM0332C2A8R3BA01#
				±0.25pF	GRM0332C2A8R3CA01#
				±0.5pF	GRM0332C2A8R3DA01#
			8.4pF	±0.05pF	GRM0332C2A8R4WA01#
				±0.1pF	GRM0332C2A8R4BA01#
				±0.25pF	GRM0332C2A8R4CA01#
				±0.5pF	GRM0332C2A8R4DA01#
			8.5pF	±0.05pF	GRM0332C2A8R5WA01#
				±0.1pF	GRM0332C2A8R5BA01#
				±0.25pF	GRM0332C2A8R5CA01#
				±0.5pF	GRM0332C2A8R5DA01#
			8.6pF	±0.05pF	GRM0332C2A8R6WA01#
				±0.1pF	GRM0332C2A8R6BA01#
				±0.25pF	GRM0332C2A8R6CA01#
				±0.5pF	GRM0332C2A8R6DA01#
			8.7pF	±0.05pF	GRM0332C2A8R7WA01#
				±0.1pF	GRM0332C2A8R7BA01#
				±0.25pF	GRM0332C2A8R7CA01#
				±0.5pF	GRM0332C2A8R7DA01#
			8.8pF	±0.05pF	GRM0332C2A8R8WA01#
				±0.1pF	GRM0332C2A8R8BA01#
				±0.25pF	GRM0332C2A8R8CA01#
				±0.5pF	GRM0332C2A8R8DA01#
			8.9pF	±0.05pF	GRM0332C2A8R9WA01#
				±0.1pF	GRM0332C2A8R9BA01#
				±0.25pF	GRM0332C2A8R9CA01#
				±0.5pF	GRM0332C2A8R9DA01#
			9.0pF	±0.05pF	GRM0332C2A9R0WA01#
				±0.1pF	GRM0332C2A9R0BA01#
				±0.25pF	GRM0332C2A9R0CA01#
				±0.5pF	GRM0332C2A9R0DA01#
			9.1pF	±0.05pF	GRM0332C2A9R1WA01#
				±0.1pF	GRM0332C2A9R1BA01#
				±0.25pF	GRM0332C2A9R1CA01#
				±0.5pF	GRM0332C2A9R1DA01#
			9.2pF	±0.05pF	GRM0332C2A9R2WA01#
				±0.1pF	GRM0332C2A9R2BA01#
				±0.25pF	GRM0332C2A9R2CA01#
				±0.5pF	GRM0332C2A9R2DA01#
			9.3pF	±0.05pF	GRM0332C2A9R3WA01#
				±0.1pF	GRM0332C2A9R3BA01#

T max.	Rated Voltage	TC Code	Cap.	Tol.	Part Number
0.33mm	100Vdc	CH	9.3pF	±0.25pF	GRM0332C2A9R3CA01#
				±0.5pF	GRM0332C2A9R3DA01#
			9.4pF	±0.05pF	GRM0332C2A9R4WA01#
				±0.1pF	GRM0332C2A9R4BA01#
				±0.25pF	GRM0332C2A9R4CA01#
			9.5pF	±0.05pF	GRM0332C2A9R5WA01#
				±0.1pF	GRM0332C2A9R5BA01#
				±0.25pF	GRM0332C2A9R5CA01#
			9.6pF	±0.05pF	GRM0332C2A9R6WA01#
				±0.1pF	GRM0332C2A9R6BA01#
				±0.25pF	GRM0332C2A9R6CA01#
			9.7pF	±0.05pF	GRM0332C2A9R7WA01#
				±0.1pF	GRM0332C2A9R7BA01#
				±0.25pF	GRM0332C2A9R7CA01#
			9.8pF	±0.05pF	GRM0332C2A9R8WA01#
				±0.1pF	GRM0332C2A9R8BA01#
				±0.25pF	GRM0332C2A9R8CA01#
			9.9pF	±0.05pF	GRM0332C2A9R9WA01#
				±0.1pF	GRM0332C2A9R9BA01#
				±0.25pF	GRM0332C2A9R9CA01#
			10pF	±2%	GRM0332C2A100GA01#
				±5%	GRM0332C2A100JA01#
			12pF	±2%	GRM0332C2A120GA01#
				±5%	GRM0332C2A120JA01#
15pF	±2%	GRM0332C2A150GA01#			
	±5%	GRM0332C2A150JA01#			
50Vdc	COG	0.10pF	±0.05pF	GRM0335C1HR10WA01#	
			±0.1pF	GRM0335C1HR20WA01#	
		0.20pF	±0.05pF	GRM0335C1HR20WA01#	
			±0.1pF	GRM0335C1HR20BA01#	
		0.30pF	±0.05pF	GRM0335C1HR30WA01#	
			±0.1pF	GRM0335C1HR30BA01#	
		0.40pF	±0.05pF	GRM0335C1HR40WA01#	
			±0.1pF	GRM0335C1HR40BA01#	
		0.50pF	±0.05pF	GRM0335C1HR50WA01#	
			±0.1pF	GRM0335C1HR50BA01#	
		0.60pF	±0.05pF	GRM0335C1HR60WA01#	
			±0.1pF	GRM0335C1HR60BA01#	
		0.70pF	±0.05pF	GRM0335C1HR70WA01#	
			±0.1pF	GRM0335C1HR70BA01#	
		0.80pF	±0.05pF	GRM0335C1HR80WA01#	
			±0.1pF	GRM0335C1HR80BA01#	
		0.90pF	±0.05pF	GRM0335C1HR90WA01#	
			±0.1pF	GRM0335C1HR90BA01#	
1.0pF	±0.05pF	GRM0335C1H1R0WA01#			
	±0.1pF	GRM0335C1H1R0BA01#			
	±0.25pF	GRM0335C1H1R0CA01#			
1.1pF	±0.05pF	GRM0335C1H1R1WA01#			
	±0.1pF	GRM0335C1H1R1BA01#			

Part number # indicates the package specification code.

- GRM Series
- GJM Series
- GMA Series
- GMD Series
- GQM Series
- GRJ Series
- GR3 Series
- KRM Series
- KR3 Series
- LLA Series
- LLL Series
- LLM Series
- LLR Series
- ⚠Caution/ Notice

GRM Series Temperature Compensating Type Part Number List

(→ ■ 0.6x0.3mm)

T max.	Rated Voltage	TC Code	Cap.	Tol.	Part Number	
0.33mm	50Vdc	C0G	1.1pF	±0.25pF	GRM0335C1H1R1CA01#	
				±0.05pF	GRM0335C1H1R2WA01#	
					±0.1pF	GRM0335C1H1R2BA01#
			±0.25pF	GRM0335C1H1R2CA01#		
				1.3pF	±0.05pF	GRM0335C1H1R3WA01#
					±0.1pF	GRM0335C1H1R3BA01#
			±0.25pF		GRM0335C1H1R3CA01#	
			1.4pF	±0.05pF	GRM0335C1H1R4WA01#	
				±0.1pF	GRM0335C1H1R4BA01#	
				±0.25pF	GRM0335C1H1R4CA01#	
			1.5pF	±0.05pF	GRM0335C1H1R5WA01#	
				±0.1pF	GRM0335C1H1R5BA01#	
				±0.25pF	GRM0335C1H1R5CA01#	
			1.6pF	±0.05pF	GRM0335C1H1R6WA01#	
				±0.1pF	GRM0335C1H1R6BA01#	
				±0.25pF	GRM0335C1H1R6CA01#	
			1.7pF	±0.05pF	GRM0335C1H1R7WA01#	
				±0.1pF	GRM0335C1H1R7BA01#	
				±0.25pF	GRM0335C1H1R7CA01#	
			1.8pF	±0.05pF	GRM0335C1H1R8WA01#	
				±0.1pF	GRM0335C1H1R8BA01#	
				±0.25pF	GRM0335C1H1R8CA01#	
			1.9pF	±0.05pF	GRM0335C1H1R9WA01#	
				±0.1pF	GRM0335C1H1R9BA01#	
				±0.25pF	GRM0335C1H1R9CA01#	
			2.0pF	±0.05pF	GRM0335C1H2R0WA01#	
				±0.1pF	GRM0335C1H2R0BA01#	
				±0.25pF	GRM0335C1H2R0CA01#	
			2.1pF	±0.05pF	GRM0335C1H2R1WA01#	
				±0.1pF	GRM0335C1H2R1BA01#	
				±0.25pF	GRM0335C1H2R1CA01#	
			2.2pF	±0.05pF	GRM0335C1H2R2WA01#	
				±0.1pF	GRM0335C1H2R2BA01#	
				±0.25pF	GRM0335C1H2R2CA01#	
			2.3pF	±0.05pF	GRM0335C1H2R3WA01#	
				±0.1pF	GRM0335C1H2R3BA01#	
				±0.25pF	GRM0335C1H2R3CA01#	
			2.4pF	±0.05pF	GRM0335C1H2R4WA01#	
				±0.1pF	GRM0335C1H2R4BA01#	
				±0.25pF	GRM0335C1H2R4CA01#	
			2.5pF	±0.05pF	GRM0335C1H2R5WA01#	
				±0.1pF	GRM0335C1H2R5BA01#	
				±0.25pF	GRM0335C1H2R5CA01#	
			2.6pF	±0.05pF	GRM0335C1H2R6WA01#	
				±0.1pF	GRM0335C1H2R6BA01#	
				±0.25pF	GRM0335C1H2R6CA01#	
			2.7pF	±0.05pF	GRM0335C1H2R7WA01#	
				±0.1pF	GRM0335C1H2R7BA01#	
				±0.25pF	GRM0335C1H2R7CA01#	
			2.8pF	±0.05pF	GRM0335C1H2R8WA01#	
				±0.1pF	GRM0335C1H2R8BA01#	
				±0.25pF	GRM0335C1H2R8CA01#	
			2.9pF	±0.05pF	GRM0335C1H2R9WA01#	
				±0.1pF	GRM0335C1H2R9BA01#	

T max.	Rated Voltage	TC Code	Cap.	Tol.	Part Number	
0.33mm	50Vdc	C0G	2.9pF	±0.25pF	GRM0335C1H2R9CA01#	
				±0.05pF	GRM0335C1H3R0WA01#	
					±0.1pF	GRM0335C1H3R0BA01#
			±0.25pF	GRM0335C1H3R0CA01#		
				3.1pF	±0.05pF	GRM0335C1H3R1WA01#
					±0.1pF	GRM0335C1H3R1BA01#
			±0.25pF		GRM0335C1H3R1CA01#	
			3.2pF	±0.05pF	GRM0335C1H3R2WA01#	
				±0.1pF	GRM0335C1H3R2BA01#	
				±0.25pF	GRM0335C1H3R2CA01#	
			3.3pF	±0.05pF	GRM0335C1H3R3WA01#	
				±0.1pF	GRM0335C1H3R3BA01#	
				±0.25pF	GRM0335C1H3R3CA01#	
			3.4pF	±0.05pF	GRM0335C1H3R4WA01#	
				±0.1pF	GRM0335C1H3R4BA01#	
				±0.25pF	GRM0335C1H3R4CA01#	
			3.5pF	±0.05pF	GRM0335C1H3R5WA01#	
				±0.1pF	GRM0335C1H3R5BA01#	
				±0.25pF	GRM0335C1H3R5CA01#	
			3.6pF	±0.05pF	GRM0335C1H3R6WA01#	
				±0.1pF	GRM0335C1H3R6BA01#	
				±0.25pF	GRM0335C1H3R6CA01#	
			3.7pF	±0.05pF	GRM0335C1H3R7WA01#	
				±0.1pF	GRM0335C1H3R7BA01#	
				±0.25pF	GRM0335C1H3R7CA01#	
			3.8pF	±0.05pF	GRM0335C1H3R8WA01#	
				±0.1pF	GRM0335C1H3R8BA01#	
				±0.25pF	GRM0335C1H3R8CA01#	
			3.9pF	±0.05pF	GRM0335C1H3R9WA01#	
				±0.1pF	GRM0335C1H3R9BA01#	
				±0.25pF	GRM0335C1H3R9CA01#	
			4.0pF	±0.05pF	GRM0335C1H4R0WA01#	
				±0.1pF	GRM0335C1H4R0BA01#	
				±0.25pF	GRM0335C1H4R0CA01#	
			4.1pF	±0.05pF	GRM0335C1H4R1WA01#	
				±0.1pF	GRM0335C1H4R1BA01#	
				±0.25pF	GRM0335C1H4R1CA01#	
			4.2pF	±0.05pF	GRM0335C1H4R2WA01#	
				±0.1pF	GRM0335C1H4R2BA01#	
				±0.25pF	GRM0335C1H4R2CA01#	
			4.3pF	±0.05pF	GRM0335C1H4R3WA01#	
				±0.1pF	GRM0335C1H4R3BA01#	
±0.25pF	GRM0335C1H4R3CA01#					
4.4pF	±0.05pF	GRM0335C1H4R4WA01#				
	±0.1pF	GRM0335C1H4R4BA01#				
	±0.25pF	GRM0335C1H4R4CA01#				
4.5pF	±0.05pF	GRM0335C1H4R5WA01#				
	±0.1pF	GRM0335C1H4R5BA01#				
	±0.25pF	GRM0335C1H4R5CA01#				
4.6pF	±0.05pF	GRM0335C1H4R6WA01#				
	±0.1pF	GRM0335C1H4R6BA01#				
	±0.25pF	GRM0335C1H4R6CA01#				
4.7pF	±0.05pF	GRM0335C1H4R7WA01#				
	±0.1pF	GRM0335C1H4R7BA01#				

Part number # indicates the package specification code.

GRM Series
GJM Series
GMA Series
GMD Series
GQM Series
GRJ Series
GR3 Series
KRM Series
KR3 Series
LLA Series
LLM Series
LLR Series
⚠Caution/Notice

GRM Series Temperature Compensating Type Part Number List

(→ ■ 0.6x0.3mm)

T max.	Rated Voltage	TC Code	Cap.	Tol.	Part Number	
0.33mm	50Vdc	COG	4.7pF	±0.25pF	GRM0335C1H4R7CA01#	
				±0.05pF	GRM0335C1H4R8WA01#	
					±0.1pF	GRM0335C1H4R8BA01#
					±0.25pF	GRM0335C1H4R8CA01#
			4.9pF	±0.05pF	GRM0335C1H4R9WA01#	
				±0.1pF	GRM0335C1H4R9BA01#	
				±0.25pF	GRM0335C1H4R9CA01#	
			5.0pF	±0.05pF	GRM0335C1H5R0WA01#	
				±0.1pF	GRM0335C1H5R0BA01#	
				±0.25pF	GRM0335C1H5R0CA01#	
			5.1pF	±0.05pF	GRM0335C1H5R1WA01#	
				±0.1pF	GRM0335C1H5R1BA01#	
				±0.25pF	GRM0335C1H5R1CA01#	
				±0.5pF	GRM0335C1H5R1DA01#	
			5.2pF	±0.05pF	GRM0335C1H5R2WA01#	
				±0.1pF	GRM0335C1H5R2BA01#	
				±0.25pF	GRM0335C1H5R2CA01#	
				±0.5pF	GRM0335C1H5R2DA01#	
			5.3pF	±0.05pF	GRM0335C1H5R3WA01#	
				±0.1pF	GRM0335C1H5R3BA01#	
				±0.25pF	GRM0335C1H5R3CA01#	
				±0.5pF	GRM0335C1H5R3DA01#	
			5.4pF	±0.05pF	GRM0335C1H5R4WA01#	
				±0.1pF	GRM0335C1H5R4BA01#	
				±0.25pF	GRM0335C1H5R4CA01#	
				±0.5pF	GRM0335C1H5R4DA01#	
			5.5pF	±0.05pF	GRM0335C1H5R5WA01#	
				±0.1pF	GRM0335C1H5R5BA01#	
				±0.25pF	GRM0335C1H5R5CA01#	
				±0.5pF	GRM0335C1H5R5DA01#	
			5.6pF	±0.05pF	GRM0335C1H5R6WA01#	
				±0.1pF	GRM0335C1H5R6BA01#	
				±0.25pF	GRM0335C1H5R6CA01#	
				±0.5pF	GRM0335C1H5R6DA01#	
			5.7pF	±0.05pF	GRM0335C1H5R7WA01#	
				±0.1pF	GRM0335C1H5R7BA01#	
				±0.25pF	GRM0335C1H5R7CA01#	
				±0.5pF	GRM0335C1H5R7DA01#	
			5.8pF	±0.05pF	GRM0335C1H5R8WA01#	
				±0.1pF	GRM0335C1H5R8BA01#	
				±0.25pF	GRM0335C1H5R8CA01#	
				±0.5pF	GRM0335C1H5R8DA01#	
			5.9pF	±0.05pF	GRM0335C1H5R9WA01#	
				±0.1pF	GRM0335C1H5R9BA01#	
				±0.25pF	GRM0335C1H5R9CA01#	
				±0.5pF	GRM0335C1H5R9DA01#	
			6.0pF	±0.05pF	GRM0335C1H6R0WA01#	
				±0.1pF	GRM0335C1H6R0BA01#	
				±0.25pF	GRM0335C1H6R0CA01#	
				±0.5pF	GRM0335C1H6R0DA01#	
			6.1pF	±0.05pF	GRM0335C1H6R1WA01#	
				±0.1pF	GRM0335C1H6R1BA01#	
				±0.25pF	GRM0335C1H6R1CA01#	
				±0.5pF	GRM0335C1H6R1DA01#	

T max.	Rated Voltage	TC Code	Cap.	Tol.	Part Number
0.33mm	50Vdc	COG	6.2pF	±0.05pF	GRM0335C1H6R2WA01#
				±0.1pF	GRM0335C1H6R2BA01#
				±0.25pF	GRM0335C1H6R2CA01#
				±0.5pF	GRM0335C1H6R2DA01#
			6.3pF	±0.05pF	GRM0335C1H6R3WA01#
				±0.1pF	GRM0335C1H6R3BA01#
				±0.25pF	GRM0335C1H6R3CA01#
				±0.5pF	GRM0335C1H6R3DA01#
			6.4pF	±0.05pF	GRM0335C1H6R4WA01#
				±0.1pF	GRM0335C1H6R4BA01#
				±0.25pF	GRM0335C1H6R4CA01#
				±0.5pF	GRM0335C1H6R4DA01#
			6.5pF	±0.05pF	GRM0335C1H6R5WA01#
				±0.1pF	GRM0335C1H6R5BA01#
				±0.25pF	GRM0335C1H6R5CA01#
				±0.5pF	GRM0335C1H6R5DA01#
			6.6pF	±0.05pF	GRM0335C1H6R6WA01#
				±0.1pF	GRM0335C1H6R6BA01#
				±0.25pF	GRM0335C1H6R6CA01#
				±0.5pF	GRM0335C1H6R6DA01#
			6.7pF	±0.05pF	GRM0335C1H6R7WA01#
				±0.1pF	GRM0335C1H6R7BA01#
				±0.25pF	GRM0335C1H6R7CA01#
				±0.5pF	GRM0335C1H6R7DA01#
			6.8pF	±0.05pF	GRM0335C1H6R8WA01#
				±0.1pF	GRM0335C1H6R8BA01#
				±0.25pF	GRM0335C1H6R8CA01#
				±0.5pF	GRM0335C1H6R8DA01#
			6.9pF	±0.05pF	GRM0335C1H6R9WA01#
				±0.1pF	GRM0335C1H6R9BA01#
				±0.25pF	GRM0335C1H6R9CA01#
				±0.5pF	GRM0335C1H6R9DA01#
			7.0pF	±0.05pF	GRM0335C1H7R0WA01#
				±0.1pF	GRM0335C1H7R0BA01#
				±0.25pF	GRM0335C1H7R0CA01#
				±0.5pF	GRM0335C1H7R0DA01#
			7.1pF	±0.05pF	GRM0335C1H7R1WA01#
				±0.1pF	GRM0335C1H7R1BA01#
				±0.25pF	GRM0335C1H7R1CA01#
				±0.5pF	GRM0335C1H7R1DA01#
			7.2pF	±0.05pF	GRM0335C1H7R2WA01#
				±0.1pF	GRM0335C1H7R2BA01#
				±0.25pF	GRM0335C1H7R2CA01#
				±0.5pF	GRM0335C1H7R2DA01#
			7.3pF	±0.05pF	GRM0335C1H7R3WA01#
				±0.1pF	GRM0335C1H7R3BA01#
				±0.25pF	GRM0335C1H7R3CA01#
				±0.5pF	GRM0335C1H7R3DA01#
			7.4pF	±0.05pF	GRM0335C1H7R4WA01#
				±0.1pF	GRM0335C1H7R4BA01#
				±0.25pF	GRM0335C1H7R4CA01#
				±0.5pF	GRM0335C1H7R4DA01#
			7.5pF	±0.05pF	GRM0335C1H7R5WA01#
				±0.1pF	GRM0335C1H7R5BA01#

Part number # indicates the package specification code.

GRM Series
 GJM Series
 GMA Series
 GMD Series
 GQM Series
 GRJ Series
 GR3 Series
 KRM Series
 KR3 Series
 LLA Series
 LLL Series
 LLM Series
 LLR Series
 ⚠Caution/
 Notice

GRM Series Temperature Compensating Type Part Number List

(→ ■ 0.6x0.3mm)

T max.	Rated Voltage	TC Code	Cap.	Tol.	Part Number
0.33mm	50Vdc	COG	7.5pF	±0.25pF	GRM0335C1H7R5CA01#
				±0.5pF	GRM0335C1H7R5DA01#
			7.6pF	±0.05pF	GRM0335C1H7R6WA01#
				±0.1pF	GRM0335C1H7R6BA01#
				±0.25pF	GRM0335C1H7R6CA01#
				±0.5pF	GRM0335C1H7R6DA01#
			7.7pF	±0.05pF	GRM0335C1H7R7WA01#
				±0.1pF	GRM0335C1H7R7BA01#
				±0.25pF	GRM0335C1H7R7CA01#
				±0.5pF	GRM0335C1H7R7DA01#
			7.8pF	±0.05pF	GRM0335C1H7R8WA01#
				±0.1pF	GRM0335C1H7R8BA01#
				±0.25pF	GRM0335C1H7R8CA01#
				±0.5pF	GRM0335C1H7R8DA01#
			7.9pF	±0.05pF	GRM0335C1H7R9WA01#
				±0.1pF	GRM0335C1H7R9BA01#
				±0.25pF	GRM0335C1H7R9CA01#
				±0.5pF	GRM0335C1H7R9DA01#
			8.0pF	±0.05pF	GRM0335C1H8R0WA01#
				±0.1pF	GRM0335C1H8R0BA01#
				±0.25pF	GRM0335C1H8R0CA01#
				±0.5pF	GRM0335C1H8R0DA01#
			8.1pF	±0.05pF	GRM0335C1H8R1WA01#
				±0.1pF	GRM0335C1H8R1BA01#
				±0.25pF	GRM0335C1H8R1CA01#
				±0.5pF	GRM0335C1H8R1DA01#
			8.2pF	±0.05pF	GRM0335C1H8R2WA01#
				±0.1pF	GRM0335C1H8R2BA01#
				±0.25pF	GRM0335C1H8R2CA01#
				±0.5pF	GRM0335C1H8R2DA01#
			8.3pF	±0.05pF	GRM0335C1H8R3WA01#
				±0.1pF	GRM0335C1H8R3BA01#
				±0.25pF	GRM0335C1H8R3CA01#
				±0.5pF	GRM0335C1H8R3DA01#
			8.4pF	±0.05pF	GRM0335C1H8R4WA01#
				±0.1pF	GRM0335C1H8R4BA01#
				±0.25pF	GRM0335C1H8R4CA01#
				±0.5pF	GRM0335C1H8R4DA01#
			8.5pF	±0.05pF	GRM0335C1H8R5WA01#
				±0.1pF	GRM0335C1H8R5BA01#
				±0.25pF	GRM0335C1H8R5CA01#
				±0.5pF	GRM0335C1H8R5DA01#
			8.6pF	±0.05pF	GRM0335C1H8R6WA01#
				±0.1pF	GRM0335C1H8R6BA01#
				±0.25pF	GRM0335C1H8R6CA01#
				±0.5pF	GRM0335C1H8R6DA01#
			8.7pF	±0.05pF	GRM0335C1H8R7WA01#
				±0.1pF	GRM0335C1H8R7BA01#
±0.25pF	GRM0335C1H8R7CA01#				
±0.5pF	GRM0335C1H8R7DA01#				
8.8pF	±0.05pF	GRM0335C1H8R8WA01#			
	±0.1pF	GRM0335C1H8R8BA01#			
	±0.25pF	GRM0335C1H8R8CA01#			
	±0.5pF	GRM0335C1H8R8DA01#			

T max.	Rated Voltage	TC Code	Cap.	Tol.	Part Number
0.33mm	50Vdc	COG	8.9pF	±0.05pF	GRM0335C1H8R9WA01#
				±0.1pF	GRM0335C1H8R9BA01#
				±0.25pF	GRM0335C1H8R9CA01#
				±0.5pF	GRM0335C1H8R9DA01#
			9.0pF	±0.05pF	GRM0335C1H9R0WA01#
				±0.1pF	GRM0335C1H9R0BA01#
				±0.25pF	GRM0335C1H9R0CA01#
				±0.5pF	GRM0335C1H9R0DA01#
			9.1pF	±0.05pF	GRM0335C1H9R1WA01#
				±0.1pF	GRM0335C1H9R1BA01#
				±0.25pF	GRM0335C1H9R1CA01#
				±0.5pF	GRM0335C1H9R1DA01#
			9.2pF	±0.05pF	GRM0335C1H9R2WA01#
				±0.1pF	GRM0335C1H9R2BA01#
				±0.25pF	GRM0335C1H9R2CA01#
				±0.5pF	GRM0335C1H9R2DA01#
			9.3pF	±0.05pF	GRM0335C1H9R3WA01#
				±0.1pF	GRM0335C1H9R3BA01#
				±0.25pF	GRM0335C1H9R3CA01#
				±0.5pF	GRM0335C1H9R3DA01#
			9.4pF	±0.05pF	GRM0335C1H9R4WA01#
				±0.1pF	GRM0335C1H9R4BA01#
				±0.25pF	GRM0335C1H9R4CA01#
				±0.5pF	GRM0335C1H9R4DA01#
			9.5pF	±0.05pF	GRM0335C1H9R5WA01#
				±0.1pF	GRM0335C1H9R5BA01#
				±0.25pF	GRM0335C1H9R5CA01#
				±0.5pF	GRM0335C1H9R5DA01#
			9.6pF	±0.05pF	GRM0335C1H9R6WA01#
				±0.1pF	GRM0335C1H9R6BA01#
				±0.25pF	GRM0335C1H9R6CA01#
				±0.5pF	GRM0335C1H9R6DA01#
			9.7pF	±0.05pF	GRM0335C1H9R7WA01#
				±0.1pF	GRM0335C1H9R7BA01#
				±0.25pF	GRM0335C1H9R7CA01#
				±0.5pF	GRM0335C1H9R7DA01#
			9.8pF	±0.05pF	GRM0335C1H9R8WA01#
				±0.1pF	GRM0335C1H9R8BA01#
				±0.25pF	GRM0335C1H9R8CA01#
				±0.5pF	GRM0335C1H9R8DA01#
			9.9pF	±0.05pF	GRM0335C1H9R9WA01#
				±0.1pF	GRM0335C1H9R9BA01#
				±0.25pF	GRM0335C1H9R9CA01#
				±0.5pF	GRM0335C1H9R9DA01#
			10pF	±2%	GRM0335C1H100GA01#
				±5%	GRM0335C1H100JA01#
			12pF	±2%	GRM0335C1H120GA01#
				±5%	GRM0335C1H120JA01#
15pF	±2%	GRM0335C1H150GA01#			
	±5%	GRM0335C1H150JA01#			
18pF	±2%	GRM0335C1H180GA01#			
	±5%	GRM0335C1H180JA01#			
22pF	±2%	GRM0335C1H220GA01#			
	±5%	GRM0335C1H220JA01#			

Part number # indicates the package specification code.

GRM Series
GJM Series
GMA Series
GMD Series
GQM Series
GRJ Series
GR3 Series
KRM Series
KR3 Series
LLA Series
LLL Series
LLM Series
LLR Series
⚠Caution/Notice

GRM Series Temperature Compensating Type Part Number List

(→ ■ 0.6x0.3mm)

T max.	Rated Voltage	TC Code	Cap.	Tol.	Part Number		
0.33mm	50Vdc	COG	27pF	±2%	GRM0335C1H270GA01#		
				±5%	GRM0335C1H270JA01#		
			33pF	±2%	GRM0335C1H330GA01#		
				±5%	GRM0335C1H330JA01#		
			39pF	±2%	GRM0335C1H390GA01#		
				±5%	GRM0335C1H390JA01#		
			47pF	±2%	GRM0335C1H470GA01#		
				±5%	GRM0335C1H470JA01#		
			56pF	±2%	GRM0335C1H560GA01#		
				±5%	GRM0335C1H560JA01#		
			68pF	±2%	GRM0335C1H680GA01#		
				±5%	GRM0335C1H680JA01#		
			82pF	±2%	GRM0335C1H820GA01#		
				±5%	GRM0335C1H820JA01#		
			100pF	±2%	GRM0335C1H101GA01#		
				±5%	GRM0335C1H101JA01#		
			120pF	±2%	GRM0335C1H121GA01#		
				±5%	GRM0335C1H121JA01#		
			150pF	±2%	GRM0335C1H151GA01#		
				±5%	GRM0335C1H151JA01#		
			180pF	±2%	GRM0335C1H181GA01#		
				±5%	GRM0335C1H181JA01#		
			220pF	±2%	GRM0335C1H221GA01#		
				±5%	GRM0335C1H221JA01#		
		CK	50Vdc	CK	0.10pF	±0.05pF	GRM0334C1HR10WA01#
						±0.1pF	GRM0334C1HR10BA01#
					0.20pF	±0.05pF	GRM0334C1HR20WA01#
						±0.1pF	GRM0334C1HR20BA01#
					0.30pF	±0.05pF	GRM0334C1HR30WA01#
						±0.1pF	GRM0334C1HR30BA01#
					0.40pF	±0.05pF	GRM0334C1HR40WA01#
						±0.1pF	GRM0334C1HR40BA01#
					0.50pF	±0.05pF	GRM0334C1HR50WA01#
						±0.1pF	GRM0334C1HR50BA01#
					0.60pF	±0.05pF	GRM0334C1HR60WA01#
						±0.1pF	GRM0334C1HR60BA01#
					0.70pF	±0.05pF	GRM0334C1HR70WA01#
						±0.1pF	GRM0334C1HR70BA01#
					0.80pF	±0.05pF	GRM0334C1HR80WA01#
						±0.1pF	GRM0334C1HR80BA01#
					0.90pF	±0.05pF	GRM0334C1HR90WA01#
						±0.1pF	GRM0334C1HR90BA01#
					1.0pF	±0.05pF	GRM0334C1H1R0WA01#
						±0.1pF	GRM0334C1H1R0BA01#
						±0.25pF	GRM0334C1H1R0CA01#
					1.1pF	±0.05pF	GRM0334C1H1R1WA01#
						±0.1pF	GRM0334C1H1R1BA01#
						±0.25pF	GRM0334C1H1R1CA01#
1.2pF	±0.05pF	GRM0334C1H1R2WA01#					
	±0.1pF	GRM0334C1H1R2BA01#					
	±0.25pF	GRM0334C1H1R2CA01#					
1.3pF	±0.05pF	GRM0334C1H1R3WA01#					
	±0.1pF	GRM0334C1H1R3BA01#					
	±0.25pF	GRM0334C1H1R3CA01#					
1.4pF	±0.05pF	GRM0334C1H1R4WA01#					

T max.	Rated Voltage	TC Code	Cap.	Tol.	Part Number
0.33mm	50Vdc	CK	1.4pF	±0.1pF	GRM0334C1H1R4BA01#
				±0.25pF	GRM0334C1H1R4CA01#
			1.5pF	±0.05pF	GRM0334C1H1R5WA01#
				±0.1pF	GRM0334C1H1R5BA01#
			1.6pF	±0.05pF	GRM0334C1H1R6WA01#
				±0.1pF	GRM0334C1H1R6BA01#
			1.7pF	±0.05pF	GRM0334C1H1R7WA01#
				±0.1pF	GRM0334C1H1R7BA01#
			1.8pF	±0.05pF	GRM0334C1H1R8WA01#
				±0.1pF	GRM0334C1H1R8BA01#
			1.9pF	±0.05pF	GRM0334C1H1R9WA01#
				±0.1pF	GRM0334C1H1R9BA01#
			2.0pF	±0.05pF	GRM0334C1H2R0WA01#
				±0.1pF	GRM0334C1H2R0BA01#
			2.1pF	±0.05pF	GRM0333C1H2R1WA01#
				±0.1pF	GRM0333C1H2R1BA01#
			2.2pF	±0.05pF	GRM0333C1H2R2WA01#
				±0.1pF	GRM0333C1H2R2BA01#
			2.3pF	±0.05pF	GRM0333C1H2R3WA01#
				±0.1pF	GRM0333C1H2R3BA01#
			2.4pF	±0.05pF	GRM0333C1H2R4WA01#
				±0.1pF	GRM0333C1H2R4BA01#
			2.5pF	±0.05pF	GRM0333C1H2R5WA01#
				±0.1pF	GRM0333C1H2R5BA01#
		2.6pF	±0.05pF	GRM0333C1H2R6WA01#	
			±0.1pF	GRM0333C1H2R6BA01#	
		2.7pF	±0.05pF	GRM0333C1H2R7WA01#	
			±0.1pF	GRM0333C1H2R7BA01#	
		2.8pF	±0.05pF	GRM0333C1H2R8WA01#	
			±0.1pF	GRM0333C1H2R8BA01#	
		2.9pF	±0.05pF	GRM0333C1H2R9WA01#	
			±0.1pF	GRM0333C1H2R9BA01#	
		3.0pF	±0.05pF	GRM0333C1H3R0WA01#	
			±0.1pF	GRM0333C1H3R0BA01#	
			±0.25pF	GRM0333C1H3R0CA01#	
		3.1pF	±0.05pF	GRM0333C1H3R1WA01#	
			±0.1pF	GRM0333C1H3R1BA01#	
			±0.25pF	GRM0333C1H3R1CA01#	
		3.2pF	±0.05pF	GRM0333C1H3R2WA01#	

Part number # indicates the package specification code.

GRM Series Temperature Compensating Type Part Number List

(→ ■ 0.6x0.3mm)

T max.	Rated Voltage	TC Code	Cap.	Tol.	Part Number		
0.33mm	50Vdc	CJ	3.2pF	±0.1pF	GRM0333C1H3R2BA01#		
				±0.25pF	GRM0333C1H3R2CA01#		
			3.3pF	±0.05pF	GRM0333C1H3R3WA01#		
				±0.1pF	GRM0333C1H3R3BA01#		
				±0.25pF	GRM0333C1H3R3CA01#		
			3.4pF	±0.05pF	GRM0333C1H3R4WA01#		
				±0.1pF	GRM0333C1H3R4BA01#		
				±0.25pF	GRM0333C1H3R4CA01#		
			3.5pF	±0.05pF	GRM0333C1H3R5WA01#		
				±0.1pF	GRM0333C1H3R5BA01#		
				±0.25pF	GRM0333C1H3R5CA01#		
			3.6pF	±0.05pF	GRM0333C1H3R6WA01#		
				±0.1pF	GRM0333C1H3R6BA01#		
				±0.25pF	GRM0333C1H3R6CA01#		
			3.7pF	±0.05pF	GRM0333C1H3R7WA01#		
				±0.1pF	GRM0333C1H3R7BA01#		
				±0.25pF	GRM0333C1H3R7CA01#		
			3.8pF	±0.05pF	GRM0333C1H3R8WA01#		
				±0.1pF	GRM0333C1H3R8BA01#		
				±0.25pF	GRM0333C1H3R8CA01#		
			3.9pF	±0.05pF	GRM0333C1H3R9WA01#		
				±0.1pF	GRM0333C1H3R9BA01#		
				±0.25pF	GRM0333C1H3R9CA01#		
			CH	50Vdc	4.0pF	±0.05pF	GRM0332C1H4R0WA01#
						±0.1pF	GRM0332C1H4R0BA01#
						±0.25pF	GRM0332C1H4R0CA01#
					4.1pF	±0.05pF	GRM0332C1H4R1WA01#
						±0.1pF	GRM0332C1H4R1BA01#
						±0.25pF	GRM0332C1H4R1CA01#
					4.2pF	±0.05pF	GRM0332C1H4R2WA01#
						±0.1pF	GRM0332C1H4R2BA01#
						±0.25pF	GRM0332C1H4R2CA01#
					4.3pF	±0.05pF	GRM0332C1H4R3WA01#
						±0.1pF	GRM0332C1H4R3BA01#
						±0.25pF	GRM0332C1H4R3CA01#
					4.4pF	±0.05pF	GRM0332C1H4R4WA01#
		±0.1pF				GRM0332C1H4R4BA01#	
		±0.25pF				GRM0332C1H4R4CA01#	
		4.5pF			±0.05pF	GRM0332C1H4R5WA01#	
					±0.1pF	GRM0332C1H4R5BA01#	
					±0.25pF	GRM0332C1H4R5CA01#	
		4.6pF			±0.05pF	GRM0332C1H4R6WA01#	
					±0.1pF	GRM0332C1H4R6BA01#	
					±0.25pF	GRM0332C1H4R6CA01#	
		4.7pF			±0.05pF	GRM0332C1H4R7WA01#	
					±0.1pF	GRM0332C1H4R7BA01#	
					±0.25pF	GRM0332C1H4R7CA01#	
		4.8pF			±0.05pF	GRM0332C1H4R8WA01#	
					±0.1pF	GRM0332C1H4R8BA01#	
					±0.25pF	GRM0332C1H4R8CA01#	
		4.9pF			±0.05pF	GRM0332C1H4R9WA01#	
					±0.1pF	GRM0332C1H4R9BA01#	
					±0.25pF	GRM0332C1H4R9CA01#	
		5.0pF			±0.05pF	GRM0332C1H5R0WA01#	

T max.	Rated Voltage	TC Code	Cap.	Tol.	Part Number
0.33mm	50Vdc	CH	5.0pF	±0.1pF	GRM0332C1H5R0BA01#
				±0.25pF	GRM0332C1H5R0CA01#
			5.1pF	±0.05pF	GRM0332C1H5R1WA01#
				±0.1pF	GRM0332C1H5R1BA01#
				±0.25pF	GRM0332C1H5R1CA01#
			5.2pF	±0.05pF	GRM0332C1H5R2WA01#
				±0.1pF	GRM0332C1H5R2BA01#
				±0.25pF	GRM0332C1H5R2CA01#
			5.3pF	±0.05pF	GRM0332C1H5R3WA01#
				±0.1pF	GRM0332C1H5R3BA01#
				±0.25pF	GRM0332C1H5R3CA01#
			5.4pF	±0.05pF	GRM0332C1H5R4WA01#
				±0.1pF	GRM0332C1H5R4BA01#
				±0.25pF	GRM0332C1H5R4CA01#
			5.5pF	±0.05pF	GRM0332C1H5R5WA01#
				±0.1pF	GRM0332C1H5R5BA01#
				±0.25pF	GRM0332C1H5R5CA01#
			5.6pF	±0.05pF	GRM0332C1H5R6WA01#
				±0.1pF	GRM0332C1H5R6BA01#
				±0.25pF	GRM0332C1H5R6CA01#
			5.7pF	±0.05pF	GRM0332C1H5R7WA01#
				±0.1pF	GRM0332C1H5R7BA01#
				±0.25pF	GRM0332C1H5R7CA01#
			5.8pF	±0.05pF	GRM0332C1H5R8WA01#
				±0.1pF	GRM0332C1H5R8BA01#
				±0.25pF	GRM0332C1H5R8CA01#
			5.9pF	±0.05pF	GRM0332C1H5R9WA01#
				±0.1pF	GRM0332C1H5R9BA01#
				±0.25pF	GRM0332C1H5R9CA01#
			6.0pF	±0.05pF	GRM0332C1H6R0WA01#
				±0.1pF	GRM0332C1H6R0BA01#
				±0.25pF	GRM0332C1H6R0CA01#
			6.1pF	±0.05pF	GRM0332C1H6R1WA01#
				±0.1pF	GRM0332C1H6R1BA01#
				±0.25pF	GRM0332C1H6R1CA01#
			6.2pF	±0.05pF	GRM0332C1H6R2WA01#
				±0.1pF	GRM0332C1H6R2BA01#
				±0.25pF	GRM0332C1H6R2CA01#
			6.3pF	±0.05pF	GRM0332C1H6R3WA01#
				±0.1pF	GRM0332C1H6R3BA01#
				±0.25pF	GRM0332C1H6R3CA01#
			5.0pF	±0.5pF	GRM0332C1H6R3DA01#

Part number # indicates the package specification code.

GRM Series
GJM Series
GMA Series
GMD Series
GQM Series
GRJ Series
GR3 Series
KRM Series
KR3 Series
LLA Series
LLL Series
LLM Series
LLR Series
⚠Caution/ Notice

GRM Series Temperature Compensating Type Part Number List

(→ ■ 0.6x0.3mm)

T max.	Rated Voltage	TC Code	Cap.	Tol.	Part Number
0.33mm	50Vdc	CH	6.4pF	±0.05pF	GRM0332C1H6R4WA01#
				±0.1pF	GRM0332C1H6R4BA01#
				±0.25pF	GRM0332C1H6R4CA01#
				±0.5pF	GRM0332C1H6R4DA01#
			6.5pF	±0.05pF	GRM0332C1H6R5WA01#
				±0.1pF	GRM0332C1H6R5BA01#
				±0.25pF	GRM0332C1H6R5CA01#
				±0.5pF	GRM0332C1H6R5DA01#
			6.6pF	±0.05pF	GRM0332C1H6R6WA01#
				±0.1pF	GRM0332C1H6R6BA01#
				±0.25pF	GRM0332C1H6R6CA01#
				±0.5pF	GRM0332C1H6R6DA01#
			6.7pF	±0.05pF	GRM0332C1H6R7WA01#
				±0.1pF	GRM0332C1H6R7BA01#
				±0.25pF	GRM0332C1H6R7CA01#
				±0.5pF	GRM0332C1H6R7DA01#
			6.8pF	±0.05pF	GRM0332C1H6R8WA01#
				±0.1pF	GRM0332C1H6R8BA01#
				±0.25pF	GRM0332C1H6R8CA01#
				±0.5pF	GRM0332C1H6R8DA01#
			6.9pF	±0.05pF	GRM0332C1H6R9WA01#
				±0.1pF	GRM0332C1H6R9BA01#
				±0.25pF	GRM0332C1H6R9CA01#
				±0.5pF	GRM0332C1H6R9DA01#
			7.0pF	±0.05pF	GRM0332C1H7R0WA01#
				±0.1pF	GRM0332C1H7R0BA01#
				±0.25pF	GRM0332C1H7R0CA01#
				±0.5pF	GRM0332C1H7R0DA01#
			7.1pF	±0.05pF	GRM0332C1H7R1WA01#
				±0.1pF	GRM0332C1H7R1BA01#
				±0.25pF	GRM0332C1H7R1CA01#
				±0.5pF	GRM0332C1H7R1DA01#
			7.2pF	±0.05pF	GRM0332C1H7R2WA01#
				±0.1pF	GRM0332C1H7R2BA01#
				±0.25pF	GRM0332C1H7R2CA01#
				±0.5pF	GRM0332C1H7R2DA01#
			7.3pF	±0.05pF	GRM0332C1H7R3WA01#
				±0.1pF	GRM0332C1H7R3BA01#
				±0.25pF	GRM0332C1H7R3CA01#
				±0.5pF	GRM0332C1H7R3DA01#
			7.4pF	±0.05pF	GRM0332C1H7R4WA01#
				±0.1pF	GRM0332C1H7R4BA01#
				±0.25pF	GRM0332C1H7R4CA01#
				±0.5pF	GRM0332C1H7R4DA01#
			7.5pF	±0.05pF	GRM0332C1H7R5WA01#
				±0.1pF	GRM0332C1H7R5BA01#
				±0.25pF	GRM0332C1H7R5CA01#
				±0.5pF	GRM0332C1H7R5DA01#
			7.6pF	±0.05pF	GRM0332C1H7R6WA01#
				±0.1pF	GRM0332C1H7R6BA01#
				±0.25pF	GRM0332C1H7R6CA01#
				±0.5pF	GRM0332C1H7R6DA01#
			7.7pF	±0.05pF	GRM0332C1H7R7WA01#
				±0.1pF	GRM0332C1H7R7BA01#

T max.	Rated Voltage	TC Code	Cap.	Tol.	Part Number
0.33mm	50Vdc	CH	7.7pF	±0.25pF	GRM0332C1H7R7CA01#
				±0.5pF	GRM0332C1H7R7DA01#
			7.8pF	±0.05pF	GRM0332C1H7R8WA01#
				±0.1pF	GRM0332C1H7R8BA01#
				±0.25pF	GRM0332C1H7R8CA01#
			7.9pF	±0.05pF	GRM0332C1H7R9WA01#
				±0.1pF	GRM0332C1H7R9BA01#
				±0.25pF	GRM0332C1H7R9CA01#
			8.0pF	±0.05pF	GRM0332C1H8R0WA01#
				±0.1pF	GRM0332C1H8R0BA01#
				±0.25pF	GRM0332C1H8R0CA01#
			8.1pF	±0.05pF	GRM0332C1H8R1WA01#
				±0.1pF	GRM0332C1H8R1BA01#
				±0.25pF	GRM0332C1H8R1CA01#
			8.2pF	±0.05pF	GRM0332C1H8R2WA01#
				±0.1pF	GRM0332C1H8R2BA01#
				±0.25pF	GRM0332C1H8R2CA01#
			8.3pF	±0.05pF	GRM0332C1H8R3WA01#
				±0.1pF	GRM0332C1H8R3BA01#
				±0.25pF	GRM0332C1H8R3CA01#
			8.4pF	±0.05pF	GRM0332C1H8R4WA01#
				±0.1pF	GRM0332C1H8R4BA01#
				±0.25pF	GRM0332C1H8R4CA01#
			8.5pF	±0.05pF	GRM0332C1H8R5WA01#
				±0.1pF	GRM0332C1H8R5BA01#
				±0.25pF	GRM0332C1H8R5CA01#
			8.6pF	±0.05pF	GRM0332C1H8R6WA01#
				±0.1pF	GRM0332C1H8R6BA01#
				±0.25pF	GRM0332C1H8R6CA01#
			8.7pF	±0.05pF	GRM0332C1H8R7WA01#
				±0.1pF	GRM0332C1H8R7BA01#
				±0.25pF	GRM0332C1H8R7CA01#
			8.8pF	±0.05pF	GRM0332C1H8R8WA01#
				±0.1pF	GRM0332C1H8R8BA01#
				±0.25pF	GRM0332C1H8R8CA01#
			8.9pF	±0.05pF	GRM0332C1H8R9WA01#
				±0.1pF	GRM0332C1H8R9BA01#
				±0.25pF	GRM0332C1H8R9CA01#
			9.0pF	±0.05pF	GRM0332C1H9R0WA01#
				±0.1pF	GRM0332C1H9R0BA01#
				±0.25pF	GRM0332C1H9R0CA01#

Part number # indicates the package specification code.

GRM Series
 GJM Series
 GMA Series
 GMD Series
 GQM Series
 GRJ Series
 GR3 Series
 KRM Series
 KR3 Series
 LLA Series
 LLL Series
 LLM Series
 LLR Series
 ⚠Caution/
 Notice

GRM Series Temperature Compensating Type Part Number List

(→ ■ 0.6×0.3mm)

T max.	Rated Voltage	TC Code	Cap.	Tol.	Part Number
0.33mm	50Vdc	CH	9.1pF	±0.05pF	GRM0332C1H9R1WA01#
				±0.1pF	GRM0332C1H9R1BA01#
				±0.25pF	GRM0332C1H9R1CA01#
				±0.5pF	GRM0332C1H9R1DA01#
			9.2pF	±0.05pF	GRM0332C1H9R2WA01#
				±0.1pF	GRM0332C1H9R2BA01#
				±0.25pF	GRM0332C1H9R2CA01#
				±0.5pF	GRM0332C1H9R2DA01#
			9.3pF	±0.05pF	GRM0332C1H9R3WA01#
				±0.1pF	GRM0332C1H9R3BA01#
				±0.25pF	GRM0332C1H9R3CA01#
				±0.5pF	GRM0332C1H9R3DA01#
			9.4pF	±0.05pF	GRM0332C1H9R4WA01#
				±0.1pF	GRM0332C1H9R4BA01#
				±0.25pF	GRM0332C1H9R4CA01#
				±0.5pF	GRM0332C1H9R4DA01#
			9.5pF	±0.05pF	GRM0332C1H9R5WA01#
				±0.1pF	GRM0332C1H9R5BA01#
				±0.25pF	GRM0332C1H9R5CA01#
				±0.5pF	GRM0332C1H9R5DA01#
			9.6pF	±0.05pF	GRM0332C1H9R6WA01#
				±0.1pF	GRM0332C1H9R6BA01#
				±0.25pF	GRM0332C1H9R6CA01#
				±0.5pF	GRM0332C1H9R6DA01#
			9.7pF	±0.05pF	GRM0332C1H9R7WA01#
				±0.1pF	GRM0332C1H9R7BA01#
				±0.25pF	GRM0332C1H9R7CA01#
				±0.5pF	GRM0332C1H9R7DA01#
			9.8pF	±0.05pF	GRM0332C1H9R8WA01#
				±0.1pF	GRM0332C1H9R8BA01#
				±0.25pF	GRM0332C1H9R8CA01#
				±0.5pF	GRM0332C1H9R8DA01#
			9.9pF	±0.05pF	GRM0332C1H9R9WA01#
				±0.1pF	GRM0332C1H9R9BA01#
				±0.25pF	GRM0332C1H9R9CA01#
				±0.5pF	GRM0332C1H9R9DA01#
			10pF	±2%	GRM0332C1H100GA01#
				±5%	GRM0332C1H100JA01#
			12pF	±2%	GRM0332C1H120GA01#
				±5%	GRM0332C1H120JA01#
			15pF	±2%	GRM0332C1H150GA01#
				±5%	GRM0332C1H150JA01#
			18pF	±2%	GRM0332C1H180GA01#
				±5%	GRM0332C1H180JA01#
			22pF	±2%	GRM0332C1H220GA01#
				±5%	GRM0332C1H220JA01#
			27pF	±2%	GRM0332C1H270GA01#
				±5%	GRM0332C1H270JA01#
33pF	±2%	GRM0332C1H330GA01#			
	±5%	GRM0332C1H330JA01#			
39pF	±2%	GRM0332C1H390GA01#			
	±5%	GRM0332C1H390JA01#			
47pF	±2%	GRM0332C1H470GA01#			
	±5%	GRM0332C1H470JA01#			

T max.	Rated Voltage	TC Code	Cap.	Tol.	Part Number
0.33mm	50Vdc	CH	56pF	±2%	GRM0332C1H560GA01#
				±5%	GRM0332C1H560JA01#
			68pF	±2%	GRM0332C1H680GA01#
				±5%	GRM0332C1H680JA01#
			82pF	±2%	GRM0332C1H820GA01#
				±5%	GRM0332C1H820JA01#
			100pF	±2%	GRM0332C1H101GA01#
				±5%	GRM0332C1H101JA01#
			120pF	±2%	GRM0332C1H121GA01#
				±5%	GRM0332C1H121JA01#
			150pF	±2%	GRM0332C1H151GA01#
				±5%	GRM0332C1H151JA01#
			180pF	±2%	GRM0332C1H181GA01#
				±5%	GRM0332C1H181JA01#
			220pF	±2%	GRM0332C1H221GA01#
				±5%	GRM0332C1H221JA01#

■ 1.0×0.5mm

T max.	Rated Voltage	TC Code	Cap.	Tol.	Part Number
0.55mm	100Vdc	C0G	0.10pF	±0.05pF	GRM1555C2AR10WA01#
				±0.1pF	GRM1555C2AR20BA01#
			0.20pF	±0.05pF	GRM1555C2AR20WA01#
				±0.1pF	GRM1555C2AR20BA01#
			0.30pF	±0.05pF	GRM1555C2AR30WA01#
				±0.1pF	GRM1555C2AR30BA01#
			0.40pF	±0.05pF	GRM1555C2AR40WA01#
				±0.1pF	GRM1555C2AR40BA01#
			0.50pF	±0.05pF	GRM1555C2AR50WA01#
				±0.1pF	GRM1555C2AR50BA01#
			0.60pF	±0.05pF	GRM1555C2AR60WA01#
				±0.1pF	GRM1555C2AR60BA01#
			0.70pF	±0.05pF	GRM1555C2AR70WA01#
				±0.1pF	GRM1555C2AR70BA01#
			0.80pF	±0.05pF	GRM1555C2AR80WA01#
				±0.1pF	GRM1555C2AR80BA01#
			0.90pF	±0.05pF	GRM1555C2AR90WA01#
				±0.1pF	GRM1555C2AR90BA01#
			1.0pF	±0.05pF	GRM1555C2A1R0WA01#
				±0.1pF	GRM1555C2A1R0BA01#
				±0.25pF	GRM1555C2A1R0CA01#
			1.1pF	±0.05pF	GRM1555C2A1R1WA01#
				±0.1pF	GRM1555C2A1R1BA01#
				±0.25pF	GRM1555C2A1R1CA01#
			1.2pF	±0.05pF	GRM1555C2A1R2WA01#
				±0.1pF	GRM1555C2A1R2BA01#
				±0.25pF	GRM1555C2A1R2CA01#
			1.3pF	±0.05pF	GRM1555C2A1R3WA01#
				±0.1pF	GRM1555C2A1R3BA01#
				±0.25pF	GRM1555C2A1R3CA01#
1.4pF	±0.05pF	GRM1555C2A1R4WA01#			
	±0.1pF	GRM1555C2A1R4BA01#			
	±0.25pF	GRM1555C2A1R4CA01#			
1.5pF	±0.05pF	GRM1555C2A1R5WA01#			

Part number # indicates the package specification code.

GRM Series
GJM Series
GMA Series
GMD Series
GQM Series
GRJ Series
GR3 Series
KRM Series
KR3 Series
LLA Series
LLL Series
LLM Series
LLR Series
⚠Caution/Notice

GRM Series Temperature Compensating Type Part Number List

(→ ■ 1.0x0.5mm)

T max.	Rated Voltage	TC Code	Cap.	Tol.	Part Number
0.55mm	100Vdc	C0G	1.5pF	±0.1pF	GRM1555C2A1R5BA01#
				±0.25pF	GRM1555C2A1R5CA01#
			1.6pF	±0.05pF	GRM1555C2A1R6WA01#
				±0.1pF	GRM1555C2A1R6BA01#
				±0.25pF	GRM1555C2A1R6CA01#
			1.7pF	±0.05pF	GRM1555C2A1R7WA01#
				±0.1pF	GRM1555C2A1R7BA01#
				±0.25pF	GRM1555C2A1R7CA01#
			1.8pF	±0.05pF	GRM1555C2A1R8WA01#
				±0.1pF	GRM1555C2A1R8BA01#
				±0.25pF	GRM1555C2A1R8CA01#
			1.9pF	±0.05pF	GRM1555C2A1R9WA01#
				±0.1pF	GRM1555C2A1R9BA01#
				±0.25pF	GRM1555C2A1R9CA01#
			2.0pF	±0.05pF	GRM1555C2A2R0WA01#
				±0.1pF	GRM1555C2A2R0BA01#
				±0.25pF	GRM1555C2A2R0CA01#
			2.1pF	±0.05pF	GRM1555C2A2R1WA01#
				±0.1pF	GRM1555C2A2R1BA01#
				±0.25pF	GRM1555C2A2R1CA01#
			2.2pF	±0.05pF	GRM1555C2A2R2WA01#
				±0.1pF	GRM1555C2A2R2BA01#
				±0.25pF	GRM1555C2A2R2CA01#
			2.3pF	±0.05pF	GRM1555C2A2R3WA01#
				±0.1pF	GRM1555C2A2R3BA01#
				±0.25pF	GRM1555C2A2R3CA01#
			2.4pF	±0.05pF	GRM1555C2A2R4WA01#
				±0.1pF	GRM1555C2A2R4BA01#
				±0.25pF	GRM1555C2A2R4CA01#
			2.5pF	±0.05pF	GRM1555C2A2R5WA01#
				±0.1pF	GRM1555C2A2R5BA01#
				±0.25pF	GRM1555C2A2R5CA01#
			2.6pF	±0.05pF	GRM1555C2A2R6WA01#
				±0.1pF	GRM1555C2A2R6BA01#
				±0.25pF	GRM1555C2A2R6CA01#
			2.7pF	±0.05pF	GRM1555C2A2R7WA01#
				±0.1pF	GRM1555C2A2R7BA01#
				±0.25pF	GRM1555C2A2R7CA01#
			2.8pF	±0.05pF	GRM1555C2A2R8WA01#
				±0.1pF	GRM1555C2A2R8BA01#
				±0.25pF	GRM1555C2A2R8CA01#
			2.9pF	±0.05pF	GRM1555C2A2R9WA01#
				±0.1pF	GRM1555C2A2R9BA01#
				±0.25pF	GRM1555C2A2R9CA01#
			3.0pF	±0.05pF	GRM1555C2A3R0WA01#
				±0.1pF	GRM1555C2A3R0BA01#
				±0.25pF	GRM1555C2A3R0CA01#
3.1pF	±0.05pF	GRM1555C2A3R1WA01#			
	±0.1pF	GRM1555C2A3R1BA01#			
	±0.25pF	GRM1555C2A3R1CA01#			
3.2pF	±0.05pF	GRM1555C2A3R2WA01#			
	±0.1pF	GRM1555C2A3R2BA01#			
	±0.25pF	GRM1555C2A3R2CA01#			
3.3pF	±0.05pF	GRM1555C2A3R3WA01#			

T max.	Rated Voltage	TC Code	Cap.	Tol.	Part Number
0.55mm	100Vdc	C0G	3.3pF	±0.1pF	GRM1555C2A3R3BA01#
				±0.25pF	GRM1555C2A3R3CA01#
			3.4pF	±0.05pF	GRM1555C2A3R4WA01#
				±0.1pF	GRM1555C2A3R4BA01#
				±0.25pF	GRM1555C2A3R4CA01#
			3.5pF	±0.05pF	GRM1555C2A3R5WA01#
				±0.1pF	GRM1555C2A3R5BA01#
				±0.25pF	GRM1555C2A3R5CA01#
			3.6pF	±0.05pF	GRM1555C2A3R6WA01#
				±0.1pF	GRM1555C2A3R6BA01#
				±0.25pF	GRM1555C2A3R6CA01#
			3.7pF	±0.05pF	GRM1555C2A3R7WA01#
				±0.1pF	GRM1555C2A3R7BA01#
				±0.25pF	GRM1555C2A3R7CA01#
			3.8pF	±0.05pF	GRM1555C2A3R8WA01#
				±0.1pF	GRM1555C2A3R8BA01#
				±0.25pF	GRM1555C2A3R8CA01#
			3.9pF	±0.05pF	GRM1555C2A3R9WA01#
				±0.1pF	GRM1555C2A3R9BA01#
				±0.25pF	GRM1555C2A3R9CA01#
			4.0pF	±0.05pF	GRM1555C2A4R0WA01#
				±0.1pF	GRM1555C2A4R0BA01#
				±0.25pF	GRM1555C2A4R0CA01#
			4.1pF	±0.05pF	GRM1555C2A4R1WA01#
				±0.1pF	GRM1555C2A4R1BA01#
				±0.25pF	GRM1555C2A4R1CA01#
			4.2pF	±0.05pF	GRM1555C2A4R2WA01#
				±0.1pF	GRM1555C2A4R2BA01#
				±0.25pF	GRM1555C2A4R2CA01#
			4.3pF	±0.05pF	GRM1555C2A4R3WA01#
				±0.1pF	GRM1555C2A4R3BA01#
				±0.25pF	GRM1555C2A4R3CA01#
			4.4pF	±0.05pF	GRM1555C2A4R4WA01#
				±0.1pF	GRM1555C2A4R4BA01#
				±0.25pF	GRM1555C2A4R4CA01#
			4.5pF	±0.05pF	GRM1555C2A4R5WA01#
				±0.1pF	GRM1555C2A4R5BA01#
				±0.25pF	GRM1555C2A4R5CA01#
			4.6pF	±0.05pF	GRM1555C2A4R6WA01#
				±0.1pF	GRM1555C2A4R6BA01#
				±0.25pF	GRM1555C2A4R6CA01#
			4.7pF	±0.05pF	GRM1555C2A4R7WA01#
				±0.1pF	GRM1555C2A4R7BA01#
				±0.25pF	GRM1555C2A4R7CA01#
			4.8pF	±0.05pF	GRM1555C2A4R8WA01#
				±0.1pF	GRM1555C2A4R8BA01#
				±0.25pF	GRM1555C2A4R8CA01#
4.9pF	±0.05pF	GRM1555C2A4R9WA01#			
	±0.1pF	GRM1555C2A4R9BA01#			
	±0.25pF	GRM1555C2A4R9CA01#			
5.0pF	±0.05pF	GRM1555C2A5R0WA01#			
	±0.1pF	GRM1555C2A5R0BA01#			
	±0.25pF	GRM1555C2A5R0CA01#			
5.1pF	±0.05pF	GRM1555C2A5R1WA01#			

Part number # indicates the package specification code.

GRM Series Temperature Compensating Type Part Number List

(→ ■ 1.0x0.5mm)

T max.	Rated Voltage	TC Code	Cap.	Tol.	Part Number
0.55mm	100Vdc	C0G	5.1pF	±0.1pF	GRM1555C2A5R1BA01#
				±0.25pF	GRM1555C2A5R1CA01#
				±0.5pF	GRM1555C2A5R1DA01#
			5.2pF	±0.05pF	GRM1555C2A5R2WA01#
				±0.1pF	GRM1555C2A5R2BA01#
				±0.25pF	GRM1555C2A5R2CA01#
			5.3pF	±0.05pF	GRM1555C2A5R3WA01#
				±0.1pF	GRM1555C2A5R3BA01#
				±0.25pF	GRM1555C2A5R3CA01#
			5.4pF	±0.05pF	GRM1555C2A5R4WA01#
				±0.1pF	GRM1555C2A5R4BA01#
				±0.25pF	GRM1555C2A5R4CA01#
			5.5pF	±0.05pF	GRM1555C2A5R5WA01#
				±0.1pF	GRM1555C2A5R5BA01#
				±0.25pF	GRM1555C2A5R5CA01#
			5.6pF	±0.05pF	GRM1555C2A5R6WA01#
				±0.1pF	GRM1555C2A5R6BA01#
				±0.25pF	GRM1555C2A5R6CA01#
			5.7pF	±0.05pF	GRM1555C2A5R7WA01#
				±0.1pF	GRM1555C2A5R7BA01#
				±0.25pF	GRM1555C2A5R7CA01#
			5.8pF	±0.05pF	GRM1555C2A5R8WA01#
				±0.1pF	GRM1555C2A5R8BA01#
				±0.25pF	GRM1555C2A5R8CA01#
			5.9pF	±0.05pF	GRM1555C2A5R9WA01#
				±0.1pF	GRM1555C2A5R9BA01#
				±0.25pF	GRM1555C2A5R9CA01#
			6.0pF	±0.05pF	GRM1555C2A6R0WA01#
				±0.1pF	GRM1555C2A6R0BA01#
				±0.25pF	GRM1555C2A6R0CA01#
			6.1pF	±0.05pF	GRM1555C2A6R1WA01#
				±0.1pF	GRM1555C2A6R1BA01#
				±0.25pF	GRM1555C2A6R1CA01#
			6.2pF	±0.05pF	GRM1555C2A6R2WA01#
				±0.1pF	GRM1555C2A6R2BA01#
				±0.25pF	GRM1555C2A6R2CA01#
			6.3pF	±0.05pF	GRM1555C2A6R3WA01#
				±0.1pF	GRM1555C2A6R3BA01#
				±0.25pF	GRM1555C2A6R3CA01#
			6.4pF	±0.05pF	GRM1555C2A6R4WA01#
				±0.1pF	GRM1555C2A6R4BA01#
				±0.25pF	GRM1555C2A6R4CA01#

T max.	Rated Voltage	TC Code	Cap.	Tol.	Part Number
0.55mm	100Vdc	C0G	6.4pF	±0.5pF	GRM1555C2A6R4DA01#
				±0.05pF	GRM1555C2A6R5WA01#
				±0.1pF	GRM1555C2A6R5BA01#
			6.5pF	±0.25pF	GRM1555C2A6R5CA01#
				±0.5pF	GRM1555C2A6R5DA01#
				±0.05pF	GRM1555C2A6R6WA01#
			6.6pF	±0.1pF	GRM1555C2A6R6BA01#
				±0.25pF	GRM1555C2A6R6CA01#
				±0.5pF	GRM1555C2A6R6DA01#
			6.7pF	±0.05pF	GRM1555C2A6R7WA01#
				±0.1pF	GRM1555C2A6R7BA01#
				±0.25pF	GRM1555C2A6R7CA01#
			6.8pF	±0.05pF	GRM1555C2A6R8WA01#
				±0.1pF	GRM1555C2A6R8BA01#
				±0.25pF	GRM1555C2A6R8CA01#
			6.9pF	±0.05pF	GRM1555C2A6R9WA01#
				±0.1pF	GRM1555C2A6R9BA01#
				±0.25pF	GRM1555C2A6R9CA01#
			7.0pF	±0.05pF	GRM1555C2A7R0WA01#
				±0.1pF	GRM1555C2A7R0BA01#
				±0.25pF	GRM1555C2A7R0CA01#
			7.1pF	±0.05pF	GRM1555C2A7R1WA01#
				±0.1pF	GRM1555C2A7R1BA01#
				±0.25pF	GRM1555C2A7R1CA01#
			7.2pF	±0.05pF	GRM1555C2A7R2WA01#
				±0.1pF	GRM1555C2A7R2BA01#
				±0.25pF	GRM1555C2A7R2CA01#
			7.3pF	±0.05pF	GRM1555C2A7R3WA01#
				±0.1pF	GRM1555C2A7R3BA01#
				±0.25pF	GRM1555C2A7R3CA01#
			7.4pF	±0.05pF	GRM1555C2A7R4WA01#
				±0.1pF	GRM1555C2A7R4BA01#
				±0.25pF	GRM1555C2A7R4CA01#
			7.5pF	±0.05pF	GRM1555C2A7R5WA01#
				±0.1pF	GRM1555C2A7R5BA01#
				±0.25pF	GRM1555C2A7R5CA01#
			7.6pF	±0.05pF	GRM1555C2A7R6WA01#
				±0.1pF	GRM1555C2A7R6BA01#
				±0.25pF	GRM1555C2A7R6CA01#
			7.7pF	±0.05pF	GRM1555C2A7R7WA01#
				±0.1pF	GRM1555C2A7R7BA01#
				±0.25pF	GRM1555C2A7R7CA01#
			7.8pF	±0.05pF	GRM1555C2A7R8WA01#
				±0.1pF	GRM1555C2A7R8BA01#
				±0.25pF	GRM1555C2A7R8CA01#

Part number # indicates the package specification code.

GRM Series
GJM Series
GMA Series
GMD Series
GQM Series
GRJ Series
GR3 Series
KRM Series
KR3 Series
LLA Series
LLL Series
LLM Series
LLR Series
⚠Caution/ Notice

GRM Series Temperature Compensating Type Part Number List

(→ ■ 1.0x0.5mm)

T max.	Rated Voltage	TC Code	Cap.	Tol.	Part Number
0.55mm	100Vdc	C0G	7.8pF	±0.1pF	GRM1555C2A7R8BA01#
				±0.25pF	GRM1555C2A7R8CA01#
				±0.5pF	GRM1555C2A7R8DA01#
			7.9pF	±0.05pF	GRM1555C2A7R9WA01#
				±0.1pF	GRM1555C2A7R9BA01#
				±0.25pF	GRM1555C2A7R9CA01#
			8.0pF	±0.05pF	GRM1555C2A8R0WA01#
				±0.1pF	GRM1555C2A8R0BA01#
				±0.25pF	GRM1555C2A8R0CA01#
			8.1pF	±0.05pF	GRM1555C2A8R1WA01#
				±0.1pF	GRM1555C2A8R1BA01#
				±0.25pF	GRM1555C2A8R1CA01#
			8.2pF	±0.05pF	GRM1555C2A8R2WA01#
				±0.1pF	GRM1555C2A8R2BA01#
				±0.25pF	GRM1555C2A8R2CA01#
			8.3pF	±0.05pF	GRM1555C2A8R3WA01#
				±0.1pF	GRM1555C2A8R3BA01#
				±0.25pF	GRM1555C2A8R3CA01#
			8.4pF	±0.05pF	GRM1555C2A8R4WA01#
				±0.1pF	GRM1555C2A8R4BA01#
				±0.25pF	GRM1555C2A8R4CA01#
			8.5pF	±0.05pF	GRM1555C2A8R5WA01#
				±0.1pF	GRM1555C2A8R5BA01#
				±0.25pF	GRM1555C2A8R5CA01#
			8.6pF	±0.05pF	GRM1555C2A8R6WA01#
				±0.1pF	GRM1555C2A8R6BA01#
				±0.25pF	GRM1555C2A8R6CA01#
			8.7pF	±0.05pF	GRM1555C2A8R7WA01#
				±0.1pF	GRM1555C2A8R7BA01#
				±0.25pF	GRM1555C2A8R7CA01#
			8.8pF	±0.05pF	GRM1555C2A8R8WA01#
				±0.1pF	GRM1555C2A8R8BA01#
				±0.25pF	GRM1555C2A8R8CA01#
			8.9pF	±0.05pF	GRM1555C2A8R9WA01#
				±0.1pF	GRM1555C2A8R9BA01#
				±0.25pF	GRM1555C2A8R9CA01#
			9.0pF	±0.05pF	GRM1555C2A9R0WA01#
				±0.1pF	GRM1555C2A9R0BA01#
				±0.25pF	GRM1555C2A9R0CA01#
			9.1pF	±0.05pF	GRM1555C2A9R1WA01#
				±0.1pF	GRM1555C2A9R1BA01#
				±0.25pF	GRM1555C2A9R1CA01#

T max.	Rated Voltage	TC Code	Cap.	Tol.	Part Number
0.55mm	100Vdc	C0G	9.1pF	±0.5pF	GRM1555C2A9R1DA01#
				±0.05pF	GRM1555C2A9R2WA01#
				±0.1pF	GRM1555C2A9R2BA01#
			9.2pF	±0.25pF	GRM1555C2A9R2CA01#
				±0.5pF	GRM1555C2A9R2DA01#
				9.3pF	±0.05pF
			±0.1pF		GRM1555C2A9R3BA01#
			±0.25pF		GRM1555C2A9R3CA01#
			9.4pF	±0.05pF	GRM1555C2A9R4WA01#
				±0.1pF	GRM1555C2A9R4BA01#
				±0.25pF	GRM1555C2A9R4CA01#
			9.5pF	±0.05pF	GRM1555C2A9R5WA01#
				±0.1pF	GRM1555C2A9R5BA01#
				±0.25pF	GRM1555C2A9R5CA01#
			9.6pF	±0.05pF	GRM1555C2A9R6WA01#
				±0.1pF	GRM1555C2A9R6BA01#
				±0.25pF	GRM1555C2A9R6CA01#
			9.7pF	±0.05pF	GRM1555C2A9R7WA01#
				±0.1pF	GRM1555C2A9R7BA01#
				±0.25pF	GRM1555C2A9R7CA01#
			9.8pF	±0.05pF	GRM1555C2A9R8WA01#
				±0.1pF	GRM1555C2A9R8BA01#
				±0.25pF	GRM1555C2A9R8CA01#
			9.9pF	±0.05pF	GRM1555C2A9R9WA01#
				±0.1pF	GRM1555C2A9R9BA01#
				±0.25pF	GRM1555C2A9R9CA01#
			10pF	±2%	GRM1555C2A100GA01#
				±5%	GRM1555C2A100JA01#
			12pF	±2%	GRM1555C2A120GA01#
				±5%	GRM1555C2A120JA01#
			15pF	±2%	GRM1555C2A150GA01#
				±5%	GRM1555C2A150JA01#
			18pF	±2%	GRM1555C2A180GA01#
				±5%	GRM1555C2A180JA01#
			22pF	±2%	GRM1555C2A220GA01#
				±5%	GRM1555C2A220JA01#
			27pF	±2%	GRM1555C2A270GA01#
				±5%	GRM1555C2A270JA01#
			33pF	±2%	GRM1555C2A330GA01#
				±5%	GRM1555C2A330JA01#
			39pF	±2%	GRM1555C2A390GA01#
				±5%	GRM1555C2A390JA01#
			47pF	±2%	GRM1555C2A470GA01#
				±5%	GRM1555C2A470JA01#
			56pF	±2%	GRM1555C2A560GA01#
				±5%	GRM1555C2A560JA01#
			68pF	±2%	GRM1555C2A680GA01#

Part number # indicates the package specification code.

GRM Series
 GJM Series
 GMA Series
 GMD Series
 GQM Series
 GRJ Series
 GR3 Series
 KRM Series
 KR3 Series
 LLA Series
 LLL Series
 LLM Series
 LLR Series
 ⚠Caution/
 Notice

GRM Series Temperature Compensating Type Part Number List

(→ ■ 1.0x0.5mm)

T max.	Rated Voltage	TC Code	Cap.	Tol.	Part Number	
0.55mm	100Vdc	C0G	68pF	±5%	GRM1555C2A680JA01#	
			82pF	±2%	GRM1555C2A820GA01#	
				±5%	GRM1555C2A820JA01#	
			100pF	±2%	GRM1555C2A101GA01#	
				±5%	GRM1555C2A101JA01#	
			CK	0.10pF	±0.05pF	GRM1554C2AR10WA01#
				0.20pF	±0.05pF	GRM1554C2AR20WA01#
					±0.1pF	GRM1554C2AR20BA01#
		0.30pF		±0.05pF	GRM1554C2AR30WA01#	
				±0.1pF	GRM1554C2AR30BA01#	
		0.40pF		±0.05pF	GRM1554C2AR40WA01#	
				±0.1pF	GRM1554C2AR40BA01#	
		0.50pF		±0.05pF	GRM1554C2AR50WA01#	
				±0.1pF	GRM1554C2AR50BA01#	
		0.60pF		±0.05pF	GRM1554C2AR60WA01#	
				±0.1pF	GRM1554C2AR60BA01#	
		0.70pF		±0.05pF	GRM1554C2AR70WA01#	
				±0.1pF	GRM1554C2AR70BA01#	
		0.80pF		±0.05pF	GRM1554C2AR80WA01#	
				±0.1pF	GRM1554C2AR80BA01#	
		0.90pF		±0.05pF	GRM1554C2AR90WA01#	
				±0.1pF	GRM1554C2AR90BA01#	
		1.0pF		±0.05pF	GRM1554C2A1R0WA01#	
				±0.1pF	GRM1554C2A1R0BA01#	
				±0.25pF	GRM1554C2A1R0CA01#	
		1.1pF		±0.05pF	GRM1554C2A1R1WA01#	
				±0.1pF	GRM1554C2A1R1BA01#	
				±0.25pF	GRM1554C2A1R1CA01#	
		1.2pF		±0.05pF	GRM1554C2A1R2WA01#	
				±0.1pF	GRM1554C2A1R2BA01#	
				±0.25pF	GRM1554C2A1R2CA01#	
		1.3pF		±0.05pF	GRM1554C2A1R3WA01#	
				±0.1pF	GRM1554C2A1R3BA01#	
				±0.25pF	GRM1554C2A1R3CA01#	
		1.4pF		±0.05pF	GRM1554C2A1R4WA01#	
				±0.1pF	GRM1554C2A1R4BA01#	
				±0.25pF	GRM1554C2A1R4CA01#	
		1.5pF	±0.05pF	GRM1554C2A1R5WA01#		
			±0.1pF	GRM1554C2A1R5BA01#		
			±0.25pF	GRM1554C2A1R5CA01#		
		1.6pF	±0.05pF	GRM1554C2A1R6WA01#		
			±0.1pF	GRM1554C2A1R6BA01#		
			±0.25pF	GRM1554C2A1R6CA01#		
		1.7pF	±0.05pF	GRM1554C2A1R7WA01#		
±0.1pF	GRM1554C2A1R7BA01#					
±0.25pF	GRM1554C2A1R7CA01#					
1.8pF	±0.05pF	GRM1554C2A1R8WA01#				
	±0.1pF	GRM1554C2A1R8BA01#				
	±0.25pF	GRM1554C2A1R8CA01#				
1.9pF	±0.05pF	GRM1554C2A1R9WA01#				
	±0.1pF	GRM1554C2A1R9BA01#				
	±0.25pF	GRM1554C2A1R9CA01#				
2.0pF	±0.05pF	GRM1554C2A2R0WA01#				
	±0.1pF	GRM1554C2A2R0BA01#				

T max.	Rated Voltage	TC Code	Cap.	Tol.	Part Number
0.55mm	100Vdc	CK	2.0pF	±0.25pF	GRM1554C2A2R0CA01#
			CJ	2.1pF	±0.05pF
		±0.1pF			GRM1553C2A2R1BA01#
		2.2pF	±0.25pF	GRM1553C2A2R1CA01#	
			±0.05pF	GRM1553C2A2R2WA01#	
		2.3pF	±0.1pF	GRM1553C2A2R2BA01#	
			±0.25pF	GRM1553C2A2R2CA01#	
		2.3pF	±0.05pF	GRM1553C2A2R3WA01#	
			±0.1pF	GRM1553C2A2R3BA01#	
			±0.25pF	GRM1553C2A2R3CA01#	
		2.4pF	±0.05pF	GRM1553C2A2R4WA01#	
			±0.1pF	GRM1553C2A2R4BA01#	
			±0.25pF	GRM1553C2A2R4CA01#	
		2.5pF	±0.05pF	GRM1553C2A2R5WA01#	
			±0.1pF	GRM1553C2A2R5BA01#	
			±0.25pF	GRM1553C2A2R5CA01#	
		2.6pF	±0.05pF	GRM1553C2A2R6WA01#	
			±0.1pF	GRM1553C2A2R6BA01#	
			±0.25pF	GRM1553C2A2R6CA01#	
		2.7pF	±0.05pF	GRM1553C2A2R7WA01#	
			±0.1pF	GRM1553C2A2R7BA01#	
			±0.25pF	GRM1553C2A2R7CA01#	
		2.8pF	±0.05pF	GRM1553C2A2R8WA01#	
			±0.1pF	GRM1553C2A2R8BA01#	
			±0.25pF	GRM1553C2A2R8CA01#	
		2.9pF	±0.05pF	GRM1553C2A2R9WA01#	
			±0.1pF	GRM1553C2A2R9BA01#	
			±0.25pF	GRM1553C2A2R9CA01#	
		3.0pF	±0.05pF	GRM1553C2A3R0WA01#	
			±0.1pF	GRM1553C2A3R0BA01#	
			±0.25pF	GRM1553C2A3R0CA01#	
		3.1pF	±0.05pF	GRM1553C2A3R1WA01#	
			±0.1pF	GRM1553C2A3R1BA01#	
			±0.25pF	GRM1553C2A3R1CA01#	
		3.2pF	±0.05pF	GRM1553C2A3R2WA01#	
			±0.1pF	GRM1553C2A3R2BA01#	
			±0.25pF	GRM1553C2A3R2CA01#	
		3.3pF	±0.05pF	GRM1553C2A3R3WA01#	
			±0.1pF	GRM1553C2A3R3BA01#	
			±0.25pF	GRM1553C2A3R3CA01#	
		3.4pF	±0.05pF	GRM1553C2A3R4WA01#	
			±0.1pF	GRM1553C2A3R4BA01#	
			±0.25pF	GRM1553C2A3R4CA01#	
		3.5pF	±0.05pF	GRM1553C2A3R5WA01#	
±0.1pF	GRM1553C2A3R5BA01#				
±0.25pF	GRM1553C2A3R5CA01#				
3.6pF	±0.05pF	GRM1553C2A3R6WA01#			
	±0.1pF	GRM1553C2A3R6BA01#			
	±0.25pF	GRM1553C2A3R6CA01#			
3.7pF	±0.05pF	GRM1553C2A3R7WA01#			
	±0.1pF	GRM1553C2A3R7BA01#			
	±0.25pF	GRM1553C2A3R7CA01#			
3.8pF	±0.05pF	GRM1553C2A3R8WA01#			
	±0.1pF	GRM1553C2A3R8BA01#			

Part number # indicates the package specification code.

GRM Series
GJM Series
GMA Series
GMD Series
GQM Series
GRJ Series
GR3 Series
KRM Series
KR3 Series
LLA Series
LLM Series
LLR Series
⚠Caution/ Notice

GRM Series Temperature Compensating Type Part Number List

(→ ■ 1.0x0.5mm)

T max.	Rated Voltage	TC Code	Cap.	Tol.	Part Number	
0.55mm	100Vdc	CJ	3.8pF	±0.25pF	GRM1553C2A3R8CA01#	
				±0.05pF	GRM1553C2A3R9WA01#	
					±0.1pF	GRM1553C2A3R9BA01#
					±0.25pF	GRM1553C2A3R9CA01#
		CH	4.0pF	±0.05pF	GRM1552C2A4R0WA01#	
				±0.1pF	GRM1552C2A4R0BA01#	
				±0.25pF	GRM1552C2A4R0CA01#	
			4.1pF	±0.05pF	GRM1552C2A4R1WA01#	
				±0.1pF	GRM1552C2A4R1BA01#	
				±0.25pF	GRM1552C2A4R1CA01#	
			4.2pF	±0.05pF	GRM1552C2A4R2WA01#	
				±0.1pF	GRM1552C2A4R2BA01#	
				±0.25pF	GRM1552C2A4R2CA01#	
			4.3pF	±0.05pF	GRM1552C2A4R3WA01#	
				±0.1pF	GRM1552C2A4R3BA01#	
				±0.25pF	GRM1552C2A4R3CA01#	
			4.4pF	±0.05pF	GRM1552C2A4R4WA01#	
				±0.1pF	GRM1552C2A4R4BA01#	
				±0.25pF	GRM1552C2A4R4CA01#	
			4.5pF	±0.05pF	GRM1552C2A4R5WA01#	
				±0.1pF	GRM1552C2A4R5BA01#	
				±0.25pF	GRM1552C2A4R5CA01#	
			4.6pF	±0.05pF	GRM1552C2A4R6WA01#	
				±0.1pF	GRM1552C2A4R6BA01#	
				±0.25pF	GRM1552C2A4R6CA01#	
			4.7pF	±0.05pF	GRM1552C2A4R7WA01#	
				±0.1pF	GRM1552C2A4R7BA01#	
				±0.25pF	GRM1552C2A4R7CA01#	
			4.8pF	±0.05pF	GRM1552C2A4R8WA01#	
				±0.1pF	GRM1552C2A4R8BA01#	
				±0.25pF	GRM1552C2A4R8CA01#	
			4.9pF	±0.05pF	GRM1552C2A4R9WA01#	
		±0.1pF		GRM1552C2A4R9BA01#		
		±0.25pF		GRM1552C2A4R9CA01#		
		5.0pF	±0.05pF	GRM1552C2A5R0WA01#		
			±0.1pF	GRM1552C2A5R0BA01#		
			±0.25pF	GRM1552C2A5R0CA01#		
		5.1pF	±0.05pF	GRM1552C2A5R1WA01#		
			±0.1pF	GRM1552C2A5R1BA01#		
			±0.25pF	GRM1552C2A5R1CA01#		
			±0.5pF	GRM1552C2A5R1DA01#		
		5.2pF	±0.05pF	GRM1552C2A5R2WA01#		
			±0.1pF	GRM1552C2A5R2BA01#		
			±0.25pF	GRM1552C2A5R2CA01#		
			±0.5pF	GRM1552C2A5R2DA01#		
		5.3pF	±0.05pF	GRM1552C2A5R3WA01#		
			±0.1pF	GRM1552C2A5R3BA01#		
			±0.25pF	GRM1552C2A5R3CA01#		
			±0.5pF	GRM1552C2A5R3DA01#		
		5.4pF	±0.05pF	GRM1552C2A5R4WA01#		
			±0.1pF	GRM1552C2A5R4BA01#		
			±0.25pF	GRM1552C2A5R4CA01#		
			±0.5pF	GRM1552C2A5R4DA01#		
		5.5pF	±0.05pF	GRM1552C2A5R5WA01#		

T max.	Rated Voltage	TC Code	Cap.	Tol.	Part Number
0.55mm	100Vdc	CH	5.5pF	±0.1pF	GRM1552C2A5R5BA01#
				±0.25pF	GRM1552C2A5R5CA01#
				±0.5pF	GRM1552C2A5R5DA01#
			5.6pF	±0.05pF	GRM1552C2A5R6WA01#
				±0.1pF	GRM1552C2A5R6BA01#
				±0.25pF	GRM1552C2A5R6CA01#
				±0.5pF	GRM1552C2A5R6DA01#
			5.7pF	±0.05pF	GRM1552C2A5R7WA01#
				±0.1pF	GRM1552C2A5R7BA01#
				±0.25pF	GRM1552C2A5R7CA01#
				±0.5pF	GRM1552C2A5R7DA01#
			5.8pF	±0.05pF	GRM1552C2A5R8WA01#
				±0.1pF	GRM1552C2A5R8BA01#
				±0.25pF	GRM1552C2A5R8CA01#
				±0.5pF	GRM1552C2A5R8DA01#
			5.9pF	±0.05pF	GRM1552C2A5R9WA01#
				±0.1pF	GRM1552C2A5R9BA01#
				±0.25pF	GRM1552C2A5R9CA01#
				±0.5pF	GRM1552C2A5R9DA01#
			6.0pF	±0.05pF	GRM1552C2A6R0WA01#
				±0.1pF	GRM1552C2A6R0BA01#
				±0.25pF	GRM1552C2A6R0CA01#
				±0.5pF	GRM1552C2A6R0DA01#
			6.1pF	±0.05pF	GRM1552C2A6R1WA01#
				±0.1pF	GRM1552C2A6R1BA01#
				±0.25pF	GRM1552C2A6R1CA01#
				±0.5pF	GRM1552C2A6R1DA01#
			6.2pF	±0.05pF	GRM1552C2A6R2WA01#
				±0.1pF	GRM1552C2A6R2BA01#
				±0.25pF	GRM1552C2A6R2CA01#
				±0.5pF	GRM1552C2A6R2DA01#
			6.3pF	±0.05pF	GRM1552C2A6R3WA01#
				±0.1pF	GRM1552C2A6R3BA01#
				±0.25pF	GRM1552C2A6R3CA01#
				±0.5pF	GRM1552C2A6R3DA01#
			6.4pF	±0.05pF	GRM1552C2A6R4WA01#
				±0.1pF	GRM1552C2A6R4BA01#
				±0.25pF	GRM1552C2A6R4CA01#
				±0.5pF	GRM1552C2A6R4DA01#
			6.5pF	±0.05pF	GRM1552C2A6R5WA01#
				±0.1pF	GRM1552C2A6R5BA01#
				±0.25pF	GRM1552C2A6R5CA01#
				±0.5pF	GRM1552C2A6R5DA01#
			6.6pF	±0.05pF	GRM1552C2A6R6WA01#
				±0.1pF	GRM1552C2A6R6BA01#
				±0.25pF	GRM1552C2A6R6CA01#
				±0.5pF	GRM1552C2A6R6DA01#
			6.7pF	±0.05pF	GRM1552C2A6R7WA01#
				±0.1pF	GRM1552C2A6R7BA01#
				±0.25pF	GRM1552C2A6R7CA01#
				±0.5pF	GRM1552C2A6R7DA01#
			6.8pF	±0.05pF	GRM1552C2A6R8WA01#
				±0.1pF	GRM1552C2A6R8BA01#
				±0.25pF	GRM1552C2A6R8CA01#

Part number # indicates the package specification code.

GRM Series Temperature Compensating Type Part Number List

(→ ■ 1.0x0.5mm)

T max.	Rated Voltage	TC Code	Cap.	Tol.	Part Number
0.55mm	100Vdc	CH	6.8pF	±0.5pF	GRM1552C2A6R8DA01#
				±0.05pF	GRM1552C2A6R9WA01#
			6.9pF	±0.1pF	GRM1552C2A6R9BA01#
				±0.25pF	GRM1552C2A6R9CA01#
				±0.5pF	GRM1552C2A6R9DA01#
				7.0pF	±0.05pF
			±0.1pF		GRM1552C2A7R0BA01#
			±0.25pF		GRM1552C2A7R0CA01#
			±0.5pF		GRM1552C2A7R0DA01#
			7.1pF	±0.05pF	GRM1552C2A7R1WA01#
				±0.1pF	GRM1552C2A7R1BA01#
				±0.25pF	GRM1552C2A7R1CA01#
				±0.5pF	GRM1552C2A7R1DA01#
			7.2pF	±0.05pF	GRM1552C2A7R2WA01#
				±0.1pF	GRM1552C2A7R2BA01#
				±0.25pF	GRM1552C2A7R2CA01#
				±0.5pF	GRM1552C2A7R2DA01#
			7.3pF	±0.05pF	GRM1552C2A7R3WA01#
				±0.1pF	GRM1552C2A7R3BA01#
				±0.25pF	GRM1552C2A7R3CA01#
				±0.5pF	GRM1552C2A7R3DA01#
			7.4pF	±0.05pF	GRM1552C2A7R4WA01#
				±0.1pF	GRM1552C2A7R4BA01#
				±0.25pF	GRM1552C2A7R4CA01#
				±0.5pF	GRM1552C2A7R4DA01#
			7.5pF	±0.05pF	GRM1552C2A7R5WA01#
				±0.1pF	GRM1552C2A7R5BA01#
				±0.25pF	GRM1552C2A7R5CA01#
				±0.5pF	GRM1552C2A7R5DA01#
			7.6pF	±0.05pF	GRM1552C2A7R6WA01#
				±0.1pF	GRM1552C2A7R6BA01#
				±0.25pF	GRM1552C2A7R6CA01#
				±0.5pF	GRM1552C2A7R6DA01#
			7.7pF	±0.05pF	GRM1552C2A7R7WA01#
				±0.1pF	GRM1552C2A7R7BA01#
				±0.25pF	GRM1552C2A7R7CA01#
				±0.5pF	GRM1552C2A7R7DA01#
			7.8pF	±0.05pF	GRM1552C2A7R8WA01#
				±0.1pF	GRM1552C2A7R8BA01#
				±0.25pF	GRM1552C2A7R8CA01#
				±0.5pF	GRM1552C2A7R8DA01#
			7.9pF	±0.05pF	GRM1552C2A7R9WA01#
				±0.1pF	GRM1552C2A7R9BA01#
				±0.25pF	GRM1552C2A7R9CA01#
				±0.5pF	GRM1552C2A7R9DA01#
			8.0pF	±0.05pF	GRM1552C2A8R0WA01#
				±0.1pF	GRM1552C2A8R0BA01#
				±0.25pF	GRM1552C2A8R0CA01#
				±0.5pF	GRM1552C2A8R0DA01#
			8.1pF	±0.05pF	GRM1552C2A8R1WA01#
				±0.1pF	GRM1552C2A8R1BA01#
				±0.25pF	GRM1552C2A8R1CA01#
				±0.5pF	GRM1552C2A8R1DA01#
			8.2pF	±0.05pF	GRM1552C2A8R2WA01#

T max.	Rated Voltage	TC Code	Cap.	Tol.	Part Number
0.55mm	100Vdc	CH	8.2pF	±0.1pF	GRM1552C2A8R2BA01#
				±0.25pF	GRM1552C2A8R2CA01#
				±0.5pF	GRM1552C2A8R2DA01#
			8.3pF	±0.05pF	GRM1552C2A8R3WA01#
				±0.1pF	GRM1552C2A8R3BA01#
				±0.25pF	GRM1552C2A8R3CA01#
			8.4pF	±0.05pF	GRM1552C2A8R4WA01#
				±0.1pF	GRM1552C2A8R4BA01#
				±0.25pF	GRM1552C2A8R4CA01#
			8.5pF	±0.05pF	GRM1552C2A8R5WA01#
				±0.1pF	GRM1552C2A8R5BA01#
				±0.25pF	GRM1552C2A8R5CA01#
			8.6pF	±0.05pF	GRM1552C2A8R6WA01#
				±0.1pF	GRM1552C2A8R6BA01#
				±0.25pF	GRM1552C2A8R6CA01#
			8.7pF	±0.05pF	GRM1552C2A8R7WA01#
				±0.1pF	GRM1552C2A8R7BA01#
				±0.25pF	GRM1552C2A8R7CA01#
			8.8pF	±0.05pF	GRM1552C2A8R8WA01#
				±0.1pF	GRM1552C2A8R8BA01#
				±0.25pF	GRM1552C2A8R8CA01#
			8.9pF	±0.05pF	GRM1552C2A8R9WA01#
				±0.1pF	GRM1552C2A8R9BA01#
				±0.25pF	GRM1552C2A8R9CA01#
			9.0pF	±0.05pF	GRM1552C2A9R0WA01#
				±0.1pF	GRM1552C2A9R0BA01#
				±0.25pF	GRM1552C2A9R0CA01#
			9.1pF	±0.05pF	GRM1552C2A9R1WA01#
				±0.1pF	GRM1552C2A9R1BA01#
				±0.25pF	GRM1552C2A9R1CA01#
			9.2pF	±0.05pF	GRM1552C2A9R2WA01#
				±0.1pF	GRM1552C2A9R2BA01#
				±0.25pF	GRM1552C2A9R2CA01#
			9.3pF	±0.05pF	GRM1552C2A9R3WA01#
				±0.1pF	GRM1552C2A9R3BA01#
				±0.25pF	GRM1552C2A9R3CA01#
			9.4pF	±0.05pF	GRM1552C2A9R4WA01#
				±0.1pF	GRM1552C2A9R4BA01#
				±0.25pF	GRM1552C2A9R4CA01#
			9.5pF	±0.05pF	GRM1552C2A9R5WA01#
				±0.1pF	GRM1552C2A9R5BA01#
				±0.25pF	GRM1552C2A9R5CA01#

Part number # indicates the package specification code.

GRM Series
GJM Series
GMA Series
GMD Series
GQM Series
GRJ Series
GR3 Series
KRM Series
KR3 Series
LLA Series
LLL Series
LLM Series
LLR Series
⚠Caution/ Notice

GRM Series Temperature Compensating Type Part Number List

(→ ■ 1.0x0.5mm)

T max.	Rated Voltage	TC Code	Cap.	Tol.	Part Number		
0.55mm	100Vdc	CH	9.5pF	±0.5pF	GRM1552C2A9R5DA01#		
				±0.05pF	GRM1552C2A9R6WA01#		
					±0.1pF	GRM1552C2A9R6BA01#	
					±0.25pF	GRM1552C2A9R6CA01#	
					±0.5pF	GRM1552C2A9R6DA01#	
			9.7pF	±0.05pF	GRM1552C2A9R7WA01#		
				±0.1pF	GRM1552C2A9R7BA01#		
				±0.25pF	GRM1552C2A9R7CA01#		
				±0.5pF	GRM1552C2A9R7DA01#		
			9.8pF	±0.05pF	GRM1552C2A9R8WA01#		
				±0.1pF	GRM1552C2A9R8BA01#		
				±0.25pF	GRM1552C2A9R8CA01#		
				±0.5pF	GRM1552C2A9R8DA01#		
			9.9pF	±0.05pF	GRM1552C2A9R9WA01#		
				±0.1pF	GRM1552C2A9R9BA01#		
				±0.25pF	GRM1552C2A9R9CA01#		
				±0.5pF	GRM1552C2A9R9DA01#		
			10pF	±2%	GRM1552C2A100GA01#		
				±5%	GRM1552C2A100JA01#		
			12pF	±2%	GRM1552C2A120GA01#		
				±5%	GRM1552C2A120JA01#		
			15pF	±2%	GRM1552C2A150GA01#		
				±5%	GRM1552C2A150JA01#		
			18pF	±2%	GRM1552C2A180GA01#		
				±5%	GRM1552C2A180JA01#		
			22pF	±2%	GRM1552C2A220GA01#		
				±5%	GRM1552C2A220JA01#		
			27pF	±2%	GRM1552C2A270GA01#		
				±5%	GRM1552C2A270JA01#		
			33pF	±2%	GRM1552C2A330GA01#		
				±5%	GRM1552C2A330JA01#		
			39pF	±2%	GRM1552C2A390GA01#		
				±5%	GRM1552C2A390JA01#		
			47pF	±2%	GRM1552C2A470GA01#		
				±5%	GRM1552C2A470JA01#		
			56pF	±2%	GRM1552C2A560GA01#		
				±5%	GRM1552C2A560JA01#		
			68pF	±2%	GRM1552C2A680GA01#		
				±5%	GRM1552C2A680JA01#		
			82pF	±2%	GRM1552C2A820GA01#		
				±5%	GRM1552C2A820JA01#		
			100pF	±2%	GRM1552C2A101GA01#		
				±5%	GRM1552C2A101JA01#		
			50Vdc	C0G	0.10pF	±0.05pF	GRM1555C1HR10WA01#
						±0.05pF	GRM1555C1HR20WA01#
							±0.1pF
					0.30pF	±0.05pF	GRM1555C1HR30WA01#
						±0.05pF	GRM1555C1HR30BA01#
±0.1pF	GRM1555C1HR30CA01#						
0.40pF	±0.05pF	GRM1555C1HR40WA01#					
	±0.05pF	GRM1555C1HR40BA01#					
		±0.1pF			GRM1555C1HR40CA01#		
0.50pF	±0.05pF	GRM1555C1HR50WA01#					
	±0.05pF	GRM1555C1HR50BA01#					
		±0.1pF			GRM1555C1HR50CA01#		
0.60pF	±0.05pF	GRM1555C1HR60WA01#					
	±0.05pF	GRM1555C1HR60BA01#					
		±0.1pF			GRM1555C1HR60CA01#		

T max.	Rated Voltage	TC Code	Cap.	Tol.	Part Number
0.55mm	50Vdc	C0G	0.70pF	±0.05pF	GRM1555C1HR70WA01#
				±0.1pF	GRM1555C1HR70BA01#
			0.80pF	±0.05pF	GRM1555C1HR80WA01#
				±0.1pF	GRM1555C1HR80BA01#
			0.90pF	±0.05pF	GRM1555C1HR90WA01#
				±0.1pF	GRM1555C1HR90BA01#
			1.0pF	±0.05pF	GRM1555C1H1R0WA01#
				±0.1pF	GRM1555C1H1R0BA01#
				±0.25pF	GRM1555C1H1R0CA01#
			1.1pF	±0.05pF	GRM1555C1H1R1WA01#
				±0.1pF	GRM1555C1H1R1BA01#
				±0.25pF	GRM1555C1H1R1CA01#
			1.2pF	±0.05pF	GRM1555C1H1R2WA01#
				±0.1pF	GRM1555C1H1R2BA01#
				±0.25pF	GRM1555C1H1R2CA01#
			1.3pF	±0.05pF	GRM1555C1H1R3WA01#
				±0.1pF	GRM1555C1H1R3BA01#
				±0.25pF	GRM1555C1H1R3CA01#
			1.4pF	±0.05pF	GRM1555C1H1R4WA01#
				±0.1pF	GRM1555C1H1R4BA01#
				±0.25pF	GRM1555C1H1R4CA01#
			1.5pF	±0.05pF	GRM1555C1H1R5WA01#
				±0.1pF	GRM1555C1H1R5BA01#
				±0.25pF	GRM1555C1H1R5CA01#
			1.6pF	±0.05pF	GRM1555C1H1R6WA01#
				±0.1pF	GRM1555C1H1R6BA01#
				±0.25pF	GRM1555C1H1R6CA01#
			1.7pF	±0.05pF	GRM1555C1H1R7WA01#
				±0.1pF	GRM1555C1H1R7BA01#
				±0.25pF	GRM1555C1H1R7CA01#
			1.8pF	±0.05pF	GRM1555C1H1R8WA01#
				±0.1pF	GRM1555C1H1R8BA01#
				±0.25pF	GRM1555C1H1R8CA01#
			1.9pF	±0.05pF	GRM1555C1H1R9WA01#
				±0.1pF	GRM1555C1H1R9BA01#
				±0.25pF	GRM1555C1H1R9CA01#
			2.0pF	±0.05pF	GRM1555C1H2R0WA01#
				±0.1pF	GRM1555C1H2R0BA01#
				±0.25pF	GRM1555C1H2R0CA01#
			2.1pF	±0.05pF	GRM1555C1H2R1WA01#
				±0.1pF	GRM1555C1H2R1BA01#
				±0.25pF	GRM1555C1H2R1CA01#
			2.2pF	±0.05pF	GRM1555C1H2R2WA01#
				±0.1pF	GRM1555C1H2R2BA01#
				±0.25pF	GRM1555C1H2R2CA01#
			2.3pF	±0.05pF	GRM1555C1H2R3WA01#
				±0.1pF	GRM1555C1H2R3BA01#
				±0.25pF	GRM1555C1H2R3CA01#
2.4pF	±0.05pF	GRM1555C1H2R4WA01#			
	±0.1pF	GRM1555C1H2R4BA01#			
	±0.25pF	GRM1555C1H2R4CA01#			
2.5pF	±0.05pF	GRM1555C1H2R5WA01#			
	±0.1pF	GRM1555C1H2R5BA01#			
	±0.25pF	GRM1555C1H2R5CA01#			

Part number # indicates the package specification code.

GRM Series Temperature Compensating Type Part Number List

(→ ■ 1.0x0.5mm)

T max.	Rated Voltage	TC Code	Cap.	Tol.	Part Number
0.55mm	50Vdc	C0G	2.6pF	±0.05pF	GRM1555C1H2R6WA01#
				±0.1pF	GRM1555C1H2R6BA01#
				±0.25pF	GRM1555C1H2R6CA01#
			2.7pF	±0.05pF	GRM1555C1H2R7WA01#
				±0.1pF	GRM1555C1H2R7BA01#
				±0.25pF	GRM1555C1H2R7CA01#
			2.8pF	±0.05pF	GRM1555C1H2R8WA01#
				±0.1pF	GRM1555C1H2R8BA01#
				±0.25pF	GRM1555C1H2R8CA01#
			2.9pF	±0.05pF	GRM1555C1H2R9WA01#
				±0.1pF	GRM1555C1H2R9BA01#
				±0.25pF	GRM1555C1H2R9CA01#
			3.0pF	±0.05pF	GRM1555C1H3R0WA01#
				±0.1pF	GRM1555C1H3R0BA01#
				±0.25pF	GRM1555C1H3R0CA01#
			3.1pF	±0.05pF	GRM1555C1H3R1WA01#
				±0.1pF	GRM1555C1H3R1BA01#
				±0.25pF	GRM1555C1H3R1CA01#
			3.2pF	±0.05pF	GRM1555C1H3R2WA01#
				±0.1pF	GRM1555C1H3R2BA01#
				±0.25pF	GRM1555C1H3R2CA01#
			3.3pF	±0.05pF	GRM1555C1H3R3WA01#
				±0.1pF	GRM1555C1H3R3BA01#
				±0.25pF	GRM1555C1H3R3CA01#
			3.4pF	±0.05pF	GRM1555C1H3R4WA01#
				±0.1pF	GRM1555C1H3R4BA01#
				±0.25pF	GRM1555C1H3R4CA01#
			3.5pF	±0.05pF	GRM1555C1H3R5WA01#
				±0.1pF	GRM1555C1H3R5BA01#
				±0.25pF	GRM1555C1H3R5CA01#
			3.6pF	±0.05pF	GRM1555C1H3R6WA01#
				±0.1pF	GRM1555C1H3R6BA01#
				±0.25pF	GRM1555C1H3R6CA01#
			3.7pF	±0.05pF	GRM1555C1H3R7WA01#
				±0.1pF	GRM1555C1H3R7BA01#
				±0.25pF	GRM1555C1H3R7CA01#
			3.8pF	±0.05pF	GRM1555C1H3R8WA01#
				±0.1pF	GRM1555C1H3R8BA01#
				±0.25pF	GRM1555C1H3R8CA01#
			3.9pF	±0.05pF	GRM1555C1H3R9WA01#
				±0.1pF	GRM1555C1H3R9BA01#
				±0.25pF	GRM1555C1H3R9CA01#
			4.0pF	±0.05pF	GRM1555C1H4R0WA01#
				±0.1pF	GRM1555C1H4R0BA01#
				±0.25pF	GRM1555C1H4R0CA01#
			4.1pF	±0.05pF	GRM1555C1H4R1WA01#
				±0.1pF	GRM1555C1H4R1BA01#
				±0.25pF	GRM1555C1H4R1CA01#
4.2pF	±0.05pF	GRM1555C1H4R2WA01#			
	±0.1pF	GRM1555C1H4R2BA01#			
	±0.25pF	GRM1555C1H4R2CA01#			
4.3pF	±0.05pF	GRM1555C1H4R3WA01#			
	±0.1pF	GRM1555C1H4R3BA01#			
	±0.25pF	GRM1555C1H4R3CA01#			

T max.	Rated Voltage	TC Code	Cap.	Tol.	Part Number
0.55mm	50Vdc	C0G	4.4pF	±0.05pF	GRM1555C1H4R4WA01#
				±0.1pF	GRM1555C1H4R4BA01#
				±0.25pF	GRM1555C1H4R4CA01#
			4.5pF	±0.05pF	GRM1555C1H4R5WA01#
				±0.1pF	GRM1555C1H4R5BA01#
				±0.25pF	GRM1555C1H4R5CA01#
			4.6pF	±0.05pF	GRM1555C1H4R6WA01#
				±0.1pF	GRM1555C1H4R6BA01#
				±0.25pF	GRM1555C1H4R6CA01#
			4.7pF	±0.05pF	GRM1555C1H4R7WA01#
				±0.1pF	GRM1555C1H4R7BA01#
				±0.25pF	GRM1555C1H4R7CA01#
			4.8pF	±0.05pF	GRM1555C1H4R8WA01#
				±0.1pF	GRM1555C1H4R8BA01#
				±0.25pF	GRM1555C1H4R8CA01#
			4.9pF	±0.05pF	GRM1555C1H4R9WA01#
				±0.1pF	GRM1555C1H4R9BA01#
				±0.25pF	GRM1555C1H4R9CA01#
			5.0pF	±0.05pF	GRM1555C1H5R0WA01#
				±0.1pF	GRM1555C1H5R0BA01#
				±0.25pF	GRM1555C1H5R0CA01#
			5.1pF	±0.05pF	GRM1555C1H5R1WA01#
				±0.1pF	GRM1555C1H5R1BA01#
				±0.25pF	GRM1555C1H5R1CA01#
			5.2pF	±0.05pF	GRM1555C1H5R2WA01#
				±0.1pF	GRM1555C1H5R2BA01#
				±0.25pF	GRM1555C1H5R2CA01#
			5.3pF	±0.05pF	GRM1555C1H5R3WA01#
				±0.1pF	GRM1555C1H5R3BA01#
				±0.25pF	GRM1555C1H5R3CA01#
			5.4pF	±0.05pF	GRM1555C1H5R4WA01#
				±0.1pF	GRM1555C1H5R4BA01#
				±0.25pF	GRM1555C1H5R4CA01#
			5.5pF	±0.05pF	GRM1555C1H5R5WA01#
				±0.1pF	GRM1555C1H5R5BA01#
				±0.25pF	GRM1555C1H5R5CA01#
			5.6pF	±0.05pF	GRM1555C1H5R6WA01#
				±0.1pF	GRM1555C1H5R6BA01#
				±0.25pF	GRM1555C1H5R6CA01#
			5.7pF	±0.05pF	GRM1555C1H5R7WA01#
				±0.1pF	GRM1555C1H5R7BA01#
				±0.25pF	GRM1555C1H5R7CA01#
			5.8pF	±0.05pF	GRM1555C1H5R8WA01#
				±0.1pF	GRM1555C1H5R8BA01#
				±0.25pF	GRM1555C1H5R8CA01#
			5.9pF	±0.05pF	GRM1555C1H5R9WA01#
				±0.1pF	GRM1555C1H5R9BA01#
				±0.25pF	GRM1555C1H5R9CA01#

Part number # indicates the package specification code.

GRM Series
GJM Series
GMA Series
GMD Series
GQM Series
GRJ Series
GR3 Series
KRM Series
KR3 Series
LLA Series
LLL Series
LLM Series
LLR Series
⚠Caution/Notice

GRM Series Temperature Compensating Type Part Number List

(→ ■ 1.0x0.5mm)

T max.	Rated Voltage	TC Code	Cap.	Tol.	Part Number
0.55mm	50Vdc	COG	5.9pF	±0.1pF	GRM1555C1H5R9BA01#
				±0.25pF	GRM1555C1H5R9CA01#
				±0.5pF	GRM1555C1H5R9DA01#
			6.0pF	±0.05pF	GRM1555C1H6R0WA01#
				±0.1pF	GRM1555C1H6R0BA01#
				±0.25pF	GRM1555C1H6R0CA01#
			6.1pF	±0.05pF	GRM1555C1H6R1WA01#
				±0.1pF	GRM1555C1H6R1BA01#
				±0.25pF	GRM1555C1H6R1CA01#
			6.2pF	±0.05pF	GRM1555C1H6R2WA01#
				±0.1pF	GRM1555C1H6R2BA01#
				±0.25pF	GRM1555C1H6R2CA01#
			6.3pF	±0.05pF	GRM1555C1H6R3WA01#
				±0.1pF	GRM1555C1H6R3BA01#
				±0.25pF	GRM1555C1H6R3CA01#
			6.4pF	±0.05pF	GRM1555C1H6R4WA01#
				±0.1pF	GRM1555C1H6R4BA01#
				±0.25pF	GRM1555C1H6R4CA01#
			6.5pF	±0.05pF	GRM1555C1H6R5WA01#
				±0.1pF	GRM1555C1H6R5BA01#
				±0.25pF	GRM1555C1H6R5CA01#
			6.6pF	±0.05pF	GRM1555C1H6R6WA01#
				±0.1pF	GRM1555C1H6R6BA01#
				±0.25pF	GRM1555C1H6R6CA01#
			6.7pF	±0.05pF	GRM1555C1H6R7WA01#
				±0.1pF	GRM1555C1H6R7BA01#
				±0.25pF	GRM1555C1H6R7CA01#
			6.8pF	±0.05pF	GRM1555C1H6R8WA01#
				±0.1pF	GRM1555C1H6R8BA01#
				±0.25pF	GRM1555C1H6R8CA01#
			6.9pF	±0.05pF	GRM1555C1H6R9WA01#
				±0.1pF	GRM1555C1H6R9BA01#
				±0.25pF	GRM1555C1H6R9CA01#
			7.0pF	±0.05pF	GRM1555C1H7R0WA01#
				±0.1pF	GRM1555C1H7R0BA01#
				±0.25pF	GRM1555C1H7R0CA01#
			7.1pF	±0.05pF	GRM1555C1H7R1WA01#
				±0.1pF	GRM1555C1H7R1BA01#
				±0.25pF	GRM1555C1H7R1CA01#
			7.2pF	±0.05pF	GRM1555C1H7R2WA01#
				±0.1pF	GRM1555C1H7R2BA01#
				±0.25pF	GRM1555C1H7R2CA01#

T max.	Rated Voltage	TC Code	Cap.	Tol.	Part Number
0.55mm	50Vdc	COG	7.2pF	±0.5pF	GRM1555C1H7R2DA01#
				±0.05pF	GRM1555C1H7R3WA01#
				±0.1pF	GRM1555C1H7R3BA01#
			7.3pF	±0.25pF	GRM1555C1H7R3CA01#
				±0.5pF	GRM1555C1H7R3DA01#
				7.4pF	±0.05pF
			±0.1pF		GRM1555C1H7R4BA01#
			±0.25pF		GRM1555C1H7R4CA01#
			7.5pF	±0.05pF	GRM1555C1H7R5WA01#
				±0.1pF	GRM1555C1H7R5BA01#
				±0.25pF	GRM1555C1H7R5CA01#
			7.6pF	±0.05pF	GRM1555C1H7R6WA01#
				±0.1pF	GRM1555C1H7R6BA01#
				±0.25pF	GRM1555C1H7R6CA01#
			7.7pF	±0.05pF	GRM1555C1H7R7WA01#
				±0.1pF	GRM1555C1H7R7BA01#
				±0.25pF	GRM1555C1H7R7CA01#
			7.8pF	±0.05pF	GRM1555C1H7R8WA01#
				±0.1pF	GRM1555C1H7R8BA01#
				±0.25pF	GRM1555C1H7R8CA01#
			7.9pF	±0.05pF	GRM1555C1H7R9WA01#
				±0.1pF	GRM1555C1H7R9BA01#
				±0.25pF	GRM1555C1H7R9CA01#
			8.0pF	±0.05pF	GRM1555C1H8R0WA01#
				±0.1pF	GRM1555C1H8R0BA01#
				±0.25pF	GRM1555C1H8R0CA01#
			8.1pF	±0.05pF	GRM1555C1H8R1WA01#
				±0.1pF	GRM1555C1H8R1BA01#
				±0.25pF	GRM1555C1H8R1CA01#
			8.2pF	±0.05pF	GRM1555C1H8R2WA01#
				±0.1pF	GRM1555C1H8R2BA01#
				±0.25pF	GRM1555C1H8R2CA01#
			8.3pF	±0.05pF	GRM1555C1H8R3WA01#
				±0.1pF	GRM1555C1H8R3BA01#
				±0.25pF	GRM1555C1H8R3CA01#
			8.4pF	±0.05pF	GRM1555C1H8R4WA01#
				±0.1pF	GRM1555C1H8R4BA01#
				±0.25pF	GRM1555C1H8R4CA01#
			8.5pF	±0.05pF	GRM1555C1H8R5WA01#
				±0.1pF	GRM1555C1H8R5BA01#
				±0.25pF	GRM1555C1H8R5CA01#
			8.6pF	±0.05pF	GRM1555C1H8R6WA01#
				±0.1pF	GRM1555C1H8R6BA01#
				±0.25pF	GRM1555C1H8R6CA01#

Part number # indicates the package specification code.

GRM Series Temperature Compensating Type Part Number List

(→ ■ 1.0x0.5mm)

T max.	Rated Voltage	TC Code	Cap.	Tol.	Part Number
0.55mm	50Vdc	C0G	8.6pF	±0.1pF	GRM1555C1H8R6BA01#
				±0.25pF	GRM1555C1H8R6CA01#
				±0.5pF	GRM1555C1H8R6DA01#
			8.7pF	±0.05pF	GRM1555C1H8R7WA01#
				±0.1pF	GRM1555C1H8R7BA01#
				±0.25pF	GRM1555C1H8R7CA01#
			8.8pF	±0.05pF	GRM1555C1H8R8WA01#
				±0.1pF	GRM1555C1H8R8BA01#
				±0.25pF	GRM1555C1H8R8CA01#
			8.9pF	±0.05pF	GRM1555C1H8R9WA01#
				±0.1pF	GRM1555C1H8R9BA01#
				±0.25pF	GRM1555C1H8R9CA01#
			9.0pF	±0.05pF	GRM1555C1H9R0WA01#
				±0.1pF	GRM1555C1H9R0BA01#
				±0.25pF	GRM1555C1H9R0CA01#
			9.1pF	±0.05pF	GRM1555C1H9R1WA01#
				±0.1pF	GRM1555C1H9R1BA01#
				±0.25pF	GRM1555C1H9R1CA01#
			9.2pF	±0.05pF	GRM1555C1H9R2WA01#
				±0.1pF	GRM1555C1H9R2BA01#
				±0.25pF	GRM1555C1H9R2CA01#
			9.3pF	±0.05pF	GRM1555C1H9R3WA01#
				±0.1pF	GRM1555C1H9R3BA01#
				±0.25pF	GRM1555C1H9R3CA01#
			9.4pF	±0.05pF	GRM1555C1H9R4WA01#
				±0.1pF	GRM1555C1H9R4BA01#
				±0.25pF	GRM1555C1H9R4CA01#
			9.5pF	±0.05pF	GRM1555C1H9R5WA01#
				±0.1pF	GRM1555C1H9R5BA01#
				±0.25pF	GRM1555C1H9R5CA01#
			9.6pF	±0.05pF	GRM1555C1H9R6WA01#
				±0.1pF	GRM1555C1H9R6BA01#
				±0.25pF	GRM1555C1H9R6CA01#
			9.7pF	±0.05pF	GRM1555C1H9R7WA01#
				±0.1pF	GRM1555C1H9R7BA01#
				±0.25pF	GRM1555C1H9R7CA01#
			9.8pF	±0.05pF	GRM1555C1H9R8WA01#
				±0.1pF	GRM1555C1H9R8BA01#
				±0.25pF	GRM1555C1H9R8CA01#
			9.9pF	±0.05pF	GRM1555C1H9R9WA01#
				±0.1pF	GRM1555C1H9R9BA01#
				±0.25pF	GRM1555C1H9R9CA01#

T max.	Rated Voltage	TC Code	Cap.	Tol.	Part Number
0.55mm	50Vdc	C0G	9.9pF	±0.5pF	GRM1555C1H9R9DA01#
				±2%	GRM1555C1H100GA01#
			10pF	±5%	GRM1555C1H100JA01#
				±2%	GRM1555C1H120GA01#
			12pF	±5%	GRM1555C1H120JA01#
				±2%	GRM1555C1H150GA01#
			15pF	±5%	GRM1555C1H150JA01#
				±2%	GRM1555C1H180GA01#
			18pF	±5%	GRM1555C1H180JA01#
				±2%	GRM1555C1H220GA01#
			22pF	±5%	GRM1555C1H220JA01#
				±2%	GRM1555C1H270GA01#
			27pF	±5%	GRM1555C1H270JA01#
				±2%	GRM1555C1H330GA01#
			33pF	±5%	GRM1555C1H330JA01#
				±2%	GRM1555C1H390GA01#
			39pF	±5%	GRM1555C1H390JA01#
				±2%	GRM1555C1H470GA01#
			47pF	±5%	GRM1555C1H470JA01#
				±2%	GRM1555C1H560GA01#
			56pF	±5%	GRM1555C1H560JA01#
				±2%	GRM1555C1H680GA01#
			68pF	±5%	GRM1555C1H680JA01#
				±2%	GRM1555C1H820GA01#
			82pF	±5%	GRM1555C1H820JA01#
				±2%	GRM1555C1H101GA01#
			100pF	±5%	GRM1555C1H101JA01#
				±2%	GRM1555C1H121GA01#
			120pF	±5%	GRM1555C1H121JA01#
				±2%	GRM1555C1H151GA01#
			150pF	±5%	GRM1555C1H151JA01#
				±2%	GRM1555C1H181GA01#
			180pF	±5%	GRM1555C1H181JA01#
				±2%	GRM1555C1H221GA01#
			220pF	±5%	GRM1555C1H221JA01#
				±2%	GRM1555C1H271GA01#
			270pF	±5%	GRM1555C1H271JA01#
				±2%	GRM1555C1H331GA01#
			330pF	±5%	GRM1555C1H331JA01#
				±2%	GRM1555C1H391GA01#
			390pF	±5%	GRM1555C1H391JA01#
				±2%	GRM1555C1H471GA01#
			470pF	±5%	GRM1555C1H471JA01#
				±2%	GRM1555C1H561GA01#
			560pF	±5%	GRM1555C1H561JA01#
				±2%	GRM1555C1H681GA01#
			680pF	±5%	GRM1555C1H681JA01#
				±2%	GRM1555C1H821GA01#
			820pF	±5%	GRM1555C1H821JA01#
				±2%	GRM1555C1H102GA01#
			1000pF	±5%	GRM1555C1H102JA01#
				±2%	GRM1554C1HR10WA01#
			0.10pF	±0.05pF	GRM1554C1HR20WA01#
				±0.1pF	GRM1554C1HR20BA01#

Part number # indicates the package specification code.

GRM Series
GJM Series
GMA Series
GMD Series
GQM Series
GRJ Series
GR3 Series
KRM Series
KR3 Series
LLA Series
LLL Series
LLM Series
LLR Series
⚠Caution/Notice

GRM Series Temperature Compensating Type Part Number List

(→ ■ 1.0x0.5mm)

T max.	Rated Voltage	TC Code	Cap.	Tol.	Part Number
0.55mm	50Vdc	CK	0.30pF	±0.05pF	GRM1554C1HR30WA01#
				±0.1pF	GRM1554C1HR30BA01#
			0.40pF	±0.05pF	GRM1554C1HR40WA01#
				±0.1pF	GRM1554C1HR40BA01#
			0.50pF	±0.05pF	GRM1554C1HR50WA01#
				±0.1pF	GRM1554C1HR50BA01#
			0.60pF	±0.05pF	GRM1554C1HR60WA01#
				±0.1pF	GRM1554C1HR60BA01#
			0.70pF	±0.05pF	GRM1554C1HR70WA01#
				±0.1pF	GRM1554C1HR70BA01#
			0.80pF	±0.05pF	GRM1554C1HR80WA01#
				±0.1pF	GRM1554C1HR80BA01#
			0.90pF	±0.05pF	GRM1554C1HR90WA01#
				±0.1pF	GRM1554C1HR90BA01#
			1.0pF	±0.05pF	GRM1554C1H1R0WA01#
				±0.1pF	GRM1554C1H1R0BA01#
				±0.25pF	GRM1554C1H1R0CA01#
			1.1pF	±0.05pF	GRM1554C1H1R1WA01#
				±0.1pF	GRM1554C1H1R1BA01#
				±0.25pF	GRM1554C1H1R1CA01#
			1.2pF	±0.05pF	GRM1554C1H1R2WA01#
				±0.1pF	GRM1554C1H1R2BA01#
				±0.25pF	GRM1554C1H1R2CA01#
			1.3pF	±0.05pF	GRM1554C1H1R3WA01#
				±0.1pF	GRM1554C1H1R3BA01#
				±0.25pF	GRM1554C1H1R3CA01#
			1.4pF	±0.05pF	GRM1554C1H1R4WA01#
				±0.1pF	GRM1554C1H1R4BA01#
				±0.25pF	GRM1554C1H1R4CA01#
			1.5pF	±0.05pF	GRM1554C1H1R5WA01#
				±0.1pF	GRM1554C1H1R5BA01#
				±0.25pF	GRM1554C1H1R5CA01#
			1.6pF	±0.05pF	GRM1554C1H1R6WA01#
				±0.1pF	GRM1554C1H1R6BA01#
				±0.25pF	GRM1554C1H1R6CA01#
			1.7pF	±0.05pF	GRM1554C1H1R7WA01#
				±0.1pF	GRM1554C1H1R7BA01#
				±0.25pF	GRM1554C1H1R7CA01#
			1.8pF	±0.05pF	GRM1554C1H1R8WA01#
				±0.1pF	GRM1554C1H1R8BA01#
				±0.25pF	GRM1554C1H1R8CA01#
			1.9pF	±0.05pF	GRM1554C1H1R9WA01#
		±0.1pF		GRM1554C1H1R9BA01#	
		±0.25pF		GRM1554C1H1R9CA01#	
		2.0pF	±0.05pF	GRM1554C1H2R0WA01#	
			±0.1pF	GRM1554C1H2R0BA01#	
			±0.25pF	GRM1554C1H2R0CA01#	
		CJ	2.1pF	±0.05pF	GRM1553C1H2R1WA01#
				±0.1pF	GRM1553C1H2R1BA01#
				±0.25pF	GRM1553C1H2R1CA01#
			2.2pF	±0.05pF	GRM1553C1H2R2WA01#
				±0.1pF	GRM1553C1H2R2BA01#
				±0.25pF	GRM1553C1H2R2CA01#
			2.3pF	±0.05pF	GRM1553C1H2R3WA01#

T max.	Rated Voltage	TC Code	Cap.	Tol.	Part Number
0.55mm	50Vdc	CJ	2.3pF	±0.1pF	GRM1553C1H2R3BA01#
				±0.25pF	GRM1553C1H2R3CA01#
			2.4pF	±0.05pF	GRM1553C1H2R4WA01#
				±0.1pF	GRM1553C1H2R4BA01#
			2.5pF	±0.05pF	GRM1553C1H2R5WA01#
				±0.1pF	GRM1553C1H2R5BA01#
				±0.25pF	GRM1553C1H2R5CA01#
			2.6pF	±0.05pF	GRM1553C1H2R6WA01#
				±0.1pF	GRM1553C1H2R6BA01#
				±0.25pF	GRM1553C1H2R6CA01#
			2.7pF	±0.05pF	GRM1553C1H2R7WA01#
				±0.1pF	GRM1553C1H2R7BA01#
				±0.25pF	GRM1553C1H2R7CA01#
			2.8pF	±0.05pF	GRM1553C1H2R8WA01#
				±0.1pF	GRM1553C1H2R8BA01#
				±0.25pF	GRM1553C1H2R8CA01#
			2.9pF	±0.05pF	GRM1553C1H2R9WA01#
				±0.1pF	GRM1553C1H2R9BA01#
				±0.25pF	GRM1553C1H2R9CA01#
			3.0pF	±0.05pF	GRM1553C1H3R0WA01#
				±0.1pF	GRM1553C1H3R0BA01#
				±0.25pF	GRM1553C1H3R0CA01#
			3.1pF	±0.05pF	GRM1553C1H3R1WA01#
				±0.1pF	GRM1553C1H3R1BA01#
				±0.25pF	GRM1553C1H3R1CA01#
			3.2pF	±0.05pF	GRM1553C1H3R2WA01#
				±0.1pF	GRM1553C1H3R2BA01#
				±0.25pF	GRM1553C1H3R2CA01#
			3.3pF	±0.05pF	GRM1553C1H3R3WA01#
				±0.1pF	GRM1553C1H3R3BA01#
				±0.25pF	GRM1553C1H3R3CA01#
			3.4pF	±0.05pF	GRM1553C1H3R4WA01#
				±0.1pF	GRM1553C1H3R4BA01#
				±0.25pF	GRM1553C1H3R4CA01#
			3.5pF	±0.05pF	GRM1553C1H3R5WA01#
				±0.1pF	GRM1553C1H3R5BA01#
		±0.25pF		GRM1553C1H3R5CA01#	
		3.6pF	±0.05pF	GRM1553C1H3R6WA01#	
			±0.1pF	GRM1553C1H3R6BA01#	
			±0.25pF	GRM1553C1H3R6CA01#	
		3.7pF	±0.05pF	GRM1553C1H3R7WA01#	
			±0.1pF	GRM1553C1H3R7BA01#	
			±0.25pF	GRM1553C1H3R7CA01#	
		3.8pF	±0.05pF	GRM1553C1H3R8WA01#	
			±0.1pF	GRM1553C1H3R8BA01#	
			±0.25pF	GRM1553C1H3R8CA01#	
		3.9pF	±0.05pF	GRM1553C1H3R9WA01#	
			±0.1pF	GRM1553C1H3R9BA01#	
±0.25pF	GRM1553C1H3R9CA01#				
CH	4.0pF	±0.05pF	GRM1552C1H4R0WA01#		
		±0.1pF	GRM1552C1H4R0BA01#		
		±0.25pF	GRM1552C1H4R0CA01#		
4.1pF	±0.05pF	GRM1552C1H4R1WA01#			

Part number # indicates the package specification code.

GRM Series Temperature Compensating Type Part Number List

(→ ■ 1.0x0.5mm)

T max.	Rated Voltage	TC Code	Cap.	Tol.	Part Number
0.55mm	50Vdc	CH	4.1pF	±0.1pF	GRM1552C1H4R1BA01#
				±0.25pF	GRM1552C1H4R1CA01#
			4.2pF	±0.05pF	GRM1552C1H4R2WA01#
				±0.1pF	GRM1552C1H4R2BA01#
				±0.25pF	GRM1552C1H4R2CA01#
			4.3pF	±0.05pF	GRM1552C1H4R3WA01#
				±0.1pF	GRM1552C1H4R3BA01#
				±0.25pF	GRM1552C1H4R3CA01#
			4.4pF	±0.05pF	GRM1552C1H4R4WA01#
				±0.1pF	GRM1552C1H4R4BA01#
				±0.25pF	GRM1552C1H4R4CA01#
			4.5pF	±0.05pF	GRM1552C1H4R5WA01#
				±0.1pF	GRM1552C1H4R5BA01#
				±0.25pF	GRM1552C1H4R5CA01#
			4.6pF	±0.05pF	GRM1552C1H4R6WA01#
				±0.1pF	GRM1552C1H4R6BA01#
				±0.25pF	GRM1552C1H4R6CA01#
			4.7pF	±0.05pF	GRM1552C1H4R7WA01#
				±0.1pF	GRM1552C1H4R7BA01#
				±0.25pF	GRM1552C1H4R7CA01#
			4.8pF	±0.05pF	GRM1552C1H4R8WA01#
				±0.1pF	GRM1552C1H4R8BA01#
				±0.25pF	GRM1552C1H4R8CA01#
			4.9pF	±0.05pF	GRM1552C1H4R9WA01#
				±0.1pF	GRM1552C1H4R9BA01#
				±0.25pF	GRM1552C1H4R9CA01#
			5.0pF	±0.05pF	GRM1552C1H5R0WA01#
				±0.1pF	GRM1552C1H5R0BA01#
				±0.25pF	GRM1552C1H5R0CA01#
			5.1pF	±0.05pF	GRM1552C1H5R1WA01#
				±0.1pF	GRM1552C1H5R1BA01#
				±0.25pF	GRM1552C1H5R1CA01#
				±0.5pF	GRM1552C1H5R1DA01#
			5.2pF	±0.05pF	GRM1552C1H5R2WA01#
				±0.1pF	GRM1552C1H5R2BA01#
				±0.25pF	GRM1552C1H5R2CA01#
				±0.5pF	GRM1552C1H5R2DA01#
			5.3pF	±0.05pF	GRM1552C1H5R3WA01#
				±0.1pF	GRM1552C1H5R3BA01#
				±0.25pF	GRM1552C1H5R3CA01#
				±0.5pF	GRM1552C1H5R3DA01#
			5.4pF	±0.05pF	GRM1552C1H5R4WA01#
				±0.1pF	GRM1552C1H5R4BA01#
				±0.25pF	GRM1552C1H5R4CA01#
				±0.5pF	GRM1552C1H5R4DA01#
			5.5pF	±0.05pF	GRM1552C1H5R5WA01#
				±0.1pF	GRM1552C1H5R5BA01#
				±0.25pF	GRM1552C1H5R5CA01#
				±0.5pF	GRM1552C1H5R5DA01#
			5.6pF	±0.05pF	GRM1552C1H5R6WA01#
				±0.1pF	GRM1552C1H5R6BA01#
				±0.25pF	GRM1552C1H5R6CA01#
				±0.5pF	GRM1552C1H5R6DA01#
			5.7pF	±0.05pF	GRM1552C1H5R7WA01#

T max.	Rated Voltage	TC Code	Cap.	Tol.	Part Number
0.55mm	50Vdc	CH	5.7pF	±0.1pF	GRM1552C1H5R7BA01#
				±0.25pF	GRM1552C1H5R7CA01#
				±0.5pF	GRM1552C1H5R7DA01#
			5.8pF	±0.05pF	GRM1552C1H5R8WA01#
				±0.1pF	GRM1552C1H5R8BA01#
				±0.25pF	GRM1552C1H5R8CA01#
			5.9pF	±0.05pF	GRM1552C1H5R9WA01#
				±0.1pF	GRM1552C1H5R9BA01#
				±0.25pF	GRM1552C1H5R9CA01#
			6.0pF	±0.05pF	GRM1552C1H6R0WA01#
				±0.1pF	GRM1552C1H6R0BA01#
				±0.25pF	GRM1552C1H6R0CA01#
			6.1pF	±0.05pF	GRM1552C1H6R1WA01#
				±0.1pF	GRM1552C1H6R1BA01#
				±0.25pF	GRM1552C1H6R1CA01#
			6.2pF	±0.05pF	GRM1552C1H6R2WA01#
				±0.1pF	GRM1552C1H6R2BA01#
				±0.25pF	GRM1552C1H6R2CA01#
			6.3pF	±0.05pF	GRM1552C1H6R3WA01#
				±0.1pF	GRM1552C1H6R3BA01#
				±0.25pF	GRM1552C1H6R3CA01#
			6.4pF	±0.05pF	GRM1552C1H6R4WA01#
				±0.1pF	GRM1552C1H6R4BA01#
				±0.25pF	GRM1552C1H6R4CA01#
			6.5pF	±0.05pF	GRM1552C1H6R5WA01#
				±0.1pF	GRM1552C1H6R5BA01#
				±0.25pF	GRM1552C1H6R5CA01#
			6.6pF	±0.05pF	GRM1552C1H6R6WA01#
				±0.1pF	GRM1552C1H6R6BA01#
				±0.25pF	GRM1552C1H6R6CA01#
			6.7pF	±0.05pF	GRM1552C1H6R7WA01#
				±0.1pF	GRM1552C1H6R7BA01#
				±0.25pF	GRM1552C1H6R7CA01#
			6.8pF	±0.05pF	GRM1552C1H6R8WA01#
				±0.1pF	GRM1552C1H6R8BA01#
				±0.25pF	GRM1552C1H6R8CA01#
			6.9pF	±0.05pF	GRM1552C1H6R9WA01#
				±0.1pF	GRM1552C1H6R9BA01#
				±0.25pF	GRM1552C1H6R9CA01#
			7.0pF	±0.05pF	GRM1552C1H7R0WA01#
				±0.1pF	GRM1552C1H7R0BA01#
				±0.25pF	GRM1552C1H7R0CA01#

Part number # indicates the package specification code.

GRM Series
GJM Series
GMA Series
GMD Series
GQM Series
GRJ Series
GR3 Series
KRM Series
KR3 Series
LLA Series
LLL Series
LLM Series
LLR Series
⚠Caution/ Notice

GRM Series Temperature Compensating Type Part Number List

(→ ■ 1.0x0.5mm)

T max.	Rated Voltage	TC Code	Cap.	Tol.	Part Number	
0.55mm	50Vdc	CH	7.0pF	±0.5pF	GRM1552C1H7R0DA01#	
				±0.05pF	GRM1552C1H7R1WA01#	
					±0.1pF	GRM1552C1H7R1BA01#
			±0.25pF		GRM1552C1H7R1CA01#	
			±0.5pF	GRM1552C1H7R1DA01#		
				7.2pF	±0.05pF	GRM1552C1H7R2WA01#
					±0.1pF	GRM1552C1H7R2BA01#
			±0.25pF		GRM1552C1H7R2CA01#	
			±0.5pF	GRM1552C1H7R2DA01#		
				7.3pF	±0.05pF	GRM1552C1H7R3WA01#
					±0.1pF	GRM1552C1H7R3BA01#
			±0.25pF		GRM1552C1H7R3CA01#	
			±0.5pF	GRM1552C1H7R3DA01#		
				7.4pF	±0.05pF	GRM1552C1H7R4WA01#
					±0.1pF	GRM1552C1H7R4BA01#
			±0.25pF		GRM1552C1H7R4CA01#	
			±0.5pF	GRM1552C1H7R4DA01#		
				7.5pF	±0.05pF	GRM1552C1H7R5WA01#
					±0.1pF	GRM1552C1H7R5BA01#
			±0.25pF		GRM1552C1H7R5CA01#	
			±0.5pF	GRM1552C1H7R5DA01#		
				7.6pF	±0.05pF	GRM1552C1H7R6WA01#
					±0.1pF	GRM1552C1H7R6BA01#
			±0.25pF		GRM1552C1H7R6CA01#	
			±0.5pF	GRM1552C1H7R6DA01#		
				7.7pF	±0.05pF	GRM1552C1H7R7WA01#
					±0.1pF	GRM1552C1H7R7BA01#
			±0.25pF		GRM1552C1H7R7CA01#	
			±0.5pF	GRM1552C1H7R7DA01#		
				7.8pF	±0.05pF	GRM1552C1H7R8WA01#
					±0.1pF	GRM1552C1H7R8BA01#
			±0.25pF		GRM1552C1H7R8CA01#	
			±0.5pF	GRM1552C1H7R8DA01#		
				7.9pF	±0.05pF	GRM1552C1H7R9WA01#
					±0.1pF	GRM1552C1H7R9BA01#
			±0.25pF		GRM1552C1H7R9CA01#	
			±0.5pF	GRM1552C1H7R9DA01#		
				8.0pF	±0.05pF	GRM1552C1H8R0WA01#
					±0.1pF	GRM1552C1H8R0BA01#
			±0.25pF		GRM1552C1H8R0CA01#	
			±0.5pF	GRM1552C1H8R0DA01#		
				8.1pF	±0.05pF	GRM1552C1H8R1WA01#
					±0.1pF	GRM1552C1H8R1BA01#
			±0.25pF		GRM1552C1H8R1CA01#	
			±0.5pF	GRM1552C1H8R1DA01#		
				8.2pF	±0.05pF	GRM1552C1H8R2WA01#
					±0.1pF	GRM1552C1H8R2BA01#
			±0.25pF		GRM1552C1H8R2CA01#	
±0.5pF	GRM1552C1H8R2DA01#					
	8.3pF	±0.05pF	GRM1552C1H8R3WA01#			
		±0.1pF	GRM1552C1H8R3BA01#			
±0.25pF		GRM1552C1H8R3CA01#				
±0.5pF	GRM1552C1H8R3DA01#					
	8.4pF	±0.05pF	GRM1552C1H8R4WA01#			

T max.	Rated Voltage	TC Code	Cap.	Tol.	Part Number	
0.55mm	50Vdc	CH	8.4pF	±0.1pF	GRM1552C1H8R4BA01#	
				±0.25pF	GRM1552C1H8R4CA01#	
				±0.5pF	GRM1552C1H8R4DA01#	
			8.5pF	±0.05pF	GRM1552C1H8R5WA01#	
				±0.1pF	GRM1552C1H8R5BA01#	
				±0.25pF	GRM1552C1H8R5CA01#	
			±0.5pF	GRM1552C1H8R5DA01#		
				8.6pF	±0.05pF	GRM1552C1H8R6WA01#
					±0.1pF	GRM1552C1H8R6BA01#
			±0.25pF		GRM1552C1H8R6CA01#	
			±0.5pF	GRM1552C1H8R6DA01#		
				8.7pF	±0.05pF	GRM1552C1H8R7WA01#
					±0.1pF	GRM1552C1H8R7BA01#
			±0.25pF		GRM1552C1H8R7CA01#	
			±0.5pF	GRM1552C1H8R7DA01#		
				8.8pF	±0.05pF	GRM1552C1H8R8WA01#
					±0.1pF	GRM1552C1H8R8BA01#
			±0.25pF		GRM1552C1H8R8CA01#	
			±0.5pF	GRM1552C1H8R8DA01#		
				8.9pF	±0.05pF	GRM1552C1H8R9WA01#
					±0.1pF	GRM1552C1H8R9BA01#
			±0.25pF		GRM1552C1H8R9CA01#	
			±0.5pF	GRM1552C1H8R9DA01#		
				9.0pF	±0.05pF	GRM1552C1H9R0WA01#
					±0.1pF	GRM1552C1H9R0BA01#
			±0.25pF		GRM1552C1H9R0CA01#	
			±0.5pF	GRM1552C1H9R0DA01#		
				9.1pF	±0.05pF	GRM1552C1H9R1WA01#
					±0.1pF	GRM1552C1H9R1BA01#
			±0.25pF		GRM1552C1H9R1CA01#	
			±0.5pF	GRM1552C1H9R1DA01#		
				9.2pF	±0.05pF	GRM1552C1H9R2WA01#
					±0.1pF	GRM1552C1H9R2BA01#
			±0.25pF		GRM1552C1H9R2CA01#	
			±0.5pF	GRM1552C1H9R2DA01#		
				9.3pF	±0.05pF	GRM1552C1H9R3WA01#
					±0.1pF	GRM1552C1H9R3BA01#
			±0.25pF		GRM1552C1H9R3CA01#	
			±0.5pF	GRM1552C1H9R3DA01#		
				9.4pF	±0.05pF	GRM1552C1H9R4WA01#
					±0.1pF	GRM1552C1H9R4BA01#
			±0.25pF		GRM1552C1H9R4CA01#	
			±0.5pF	GRM1552C1H9R4DA01#		
				9.5pF	±0.05pF	GRM1552C1H9R5WA01#
					±0.1pF	GRM1552C1H9R5BA01#
			±0.25pF		GRM1552C1H9R5CA01#	
			±0.5pF	GRM1552C1H9R5DA01#		
				9.6pF	±0.05pF	GRM1552C1H9R6WA01#
±0.1pF	GRM1552C1H9R6BA01#					
±0.25pF	GRM1552C1H9R6CA01#					
±0.5pF	GRM1552C1H9R6DA01#					
	9.7pF	±0.05pF	GRM1552C1H9R7WA01#			
		±0.1pF	GRM1552C1H9R7BA01#			
±0.25pF		GRM1552C1H9R7CA01#				

Part number # indicates the package specification code.

GRM Series Temperature Compensating Type Part Number List

(→ ■ 1.0x0.5mm)

T max.	Rated Voltage	TC Code	Cap.	Tol.	Part Number
0.55mm	50Vdc	CH	9.7pF	±0.5pF	GRM1552C1H9R7DA01#
				±0.05pF	GRM1552C1H9R8WA01#
			9.8pF	±0.1pF	GRM1552C1H9R8BA01#
				±0.25pF	GRM1552C1H9R8CA01#
				±0.5pF	GRM1552C1H9R8DA01#
				9.9pF	±0.05pF
			±0.1pF		GRM1552C1H9R9BA01#
			±0.25pF		GRM1552C1H9R9CA01#
			±0.5pF		GRM1552C1H9R9DA01#
			10pF	±2%	GRM1552C1H100GA01#
				±5%	GRM1552C1H100JA01#
			12pF	±2%	GRM1552C1H120GA01#
				±5%	GRM1552C1H120JA01#
			15pF	±2%	GRM1552C1H150GA01#
				±5%	GRM1552C1H150JA01#
			18pF	±2%	GRM1552C1H180GA01#
				±5%	GRM1552C1H180JA01#
			22pF	±2%	GRM1552C1H220GA01#
				±5%	GRM1552C1H220JA01#
			27pF	±2%	GRM1552C1H270GA01#
				±5%	GRM1552C1H270JA01#
			33pF	±2%	GRM1552C1H330GA01#
				±5%	GRM1552C1H330JA01#
			39pF	±2%	GRM1552C1H390GA01#
				±5%	GRM1552C1H390JA01#
			47pF	±2%	GRM1552C1H470GA01#
				±5%	GRM1552C1H470JA01#
			56pF	±2%	GRM1552C1H560GA01#
				±5%	GRM1552C1H560JA01#
			68pF	±2%	GRM1552C1H680GA01#
				±5%	GRM1552C1H680JA01#
			82pF	±2%	GRM1552C1H820GA01#
				±5%	GRM1552C1H820JA01#
			100pF	±2%	GRM1552C1H101GA01#
				±5%	GRM1552C1H101JA01#
			120pF	±2%	GRM1552C1H121GA01#
				±5%	GRM1552C1H121JA01#
			150pF	±2%	GRM1552C1H151GA01#
				±5%	GRM1552C1H151JA01#
			180pF	±2%	GRM1552C1H181GA01#
				±5%	GRM1552C1H181JA01#
			220pF	±2%	GRM1552C1H221GA01#
				±5%	GRM1552C1H221JA01#
			270pF	±2%	GRM1552C1H271GA01#
				±5%	GRM1552C1H271JA01#
			330pF	±2%	GRM1552C1H331GA01#
				±5%	GRM1552C1H331JA01#
			390pF	±2%	GRM1552C1H391GA01#
				±5%	GRM1552C1H391JA01#
			470pF	±2%	GRM1552C1H471GA01#
				±5%	GRM1552C1H471JA01#
			560pF	±2%	GRM1552C1H561GA01#
				±5%	GRM1552C1H561JA01#
			680pF	±2%	GRM1552C1H681GA01#

T max.	Rated Voltage	TC Code	Cap.	Tol.	Part Number		
0.55mm	50Vdc	CH	680pF	±5%	GRM1552C1H681JA01#		
				±2%	GRM1552C1H821GA01#		
			820pF	±5%	GRM1552C1H821JA01#		
				±2%	GRM1552C1H102GA01#		
			1000pF	±5%	GRM1552C1H102JA01#		
				10Vdc	SL	1200pF	±5%
			1500pF			±5%	GRM1551X1A152JA01#
			1800pF			±5%	GRM1551X1A182JA01#
			2200pF			±5%	GRM1551X1A222JA01#
			2700pF			±5%	GRM1551X1A272JA01#
	U2J	3300pF	±5%		GRM1551X1A332JA01#		
		3900pF	±5%		GRM1551X1A392JA01#		
		4700pF	±5%		GRM1551X1A472JA01#		
		1200pF	±5%		GRM1557U1A122JA01#		
		1500pF	±5%		GRM1557U1A152JA01#		
	UJ	1800pF	±5%	GRM1557U1A182JA01#			
		2200pF	±5%	GRM1557U1A222JA01#			
		2700pF	±5%	GRM1557U1A272JA01#			
		3300pF	±5%	GRM1557U1A332JA01#			
		3900pF	±5%	GRM1557U1A392JA01#			
		4700pF	±5%	GRM1557U1A472JA01#			
		1200pF	±5%	GRM1553U1A122JA01#			
		1500pF	±5%	GRM1553U1A152JA01#			
		1800pF	±5%	GRM1553U1A182JA01#			
		2200pF	±5%	GRM1553U1A222JA01#			
	UJ	2700pF	±5%	GRM1553U1A272JA01#			
		3300pF	±5%	GRM1553U1A332JA01#			
		3900pF	±5%	GRM1553U1A392JA01#			
		4700pF	±5%	GRM1553U1A472JA01#			

■ 1.6x0.8mm

T max.	Rated Voltage	TC Code	Cap.	Tol.	Part Number	
0.5mm	50Vdc	SL	2200pF	±5%	GRM1851X1H222JA44#	
			2700pF	±5%	GRM1851X1H272JA44#	
			3300pF	±5%	GRM1851X1H332JA44#	
			3900pF	±5%	GRM1851X1H392JA44#	
			4700pF	±5%	GRM1851X1H472JA44#	
			U2J	2200pF	±5%	GRM1857U1H222JA44#
				2700pF	±5%	GRM1857U1H272JA44#
				3300pF	±5%	GRM1857U1H332JA44#
				3900pF	±5%	GRM1857U1H392JA44#
				4700pF	±5%	GRM1857U1H472JA44#
		UJ	2200pF	±5%	GRM1853U1H222JA44#	
			2700pF	±5%	GRM1853U1H272JA44#	
			3300pF	±5%	GRM1853U1H332JA44#	
			3900pF	±5%	GRM1853U1H392JA44#	
			4700pF	±5%	GRM1853U1H472JA44#	
		10Vdc	SL	5600pF	±5%	GRM1851X1A562JA44#
				6800pF	±5%	GRM1851X1A682JA44#
				8200pF	±5%	GRM1851X1A822JA44#
				10000pF	±5%	GRM1851X1A103JA44#
		U2J	SL	5600pF	±5%	GRM1857U1A562JA44#

Part number # indicates the package specification code.

GRM Series
GJM Series
GMA Series
GMD Series
GQM Series
GRJ Series
GR3 Series
KRM Series
KR3 Series
LLA Series
LLL Series
LLM Series
LLR Series
⚠Caution/Notice

GRM Series Temperature Compensating Type Part Number List

(→ ■ 1.6x0.8mm)

T max.	Rated Voltage	TC Code	Cap.	Tol.	Part Number		
0.5mm	10Vdc	U2J	6800pF	±5%	GRM1857U1A682JA44#		
			8200pF	±5%	GRM1857U1A822JA44#		
			10000pF	±5%	GRM1857U1A103JA44#		
			UJ	5600pF	±5%	GRM1853U1A562JA44#	
				6800pF	±5%	GRM1853U1A682JA44#	
				8200pF	±5%	GRM1853U1A822JA44#	
		0.9mm	100Vdc	C0G	0.50pF	±0.05pF	GRM1885C2AR50WA01#
						±0.1pF	GRM1885C2AR50BA01#
					0.60pF	±0.05pF	GRM1885C2AR60WA01#
						±0.1pF	GRM1885C2AR60BA01#
					0.70pF	±0.05pF	GRM1885C2AR70WA01#
						±0.1pF	GRM1885C2AR70BA01#
0.80pF	±0.05pF	GRM1885C2AR80WA01#					
	±0.1pF	GRM1885C2AR80BA01#					
0.90pF	±0.05pF	GRM1885C2AR90WA01#					
	±0.1pF	GRM1885C2AR90BA01#					
1.0pF	±0.05pF	GRM1885C2A1R0WA01#					
	±0.1pF	GRM1885C2A1R0BA01#					
	±0.25pF	GRM1885C2A1R0CA01#					
1.1pF	±0.05pF	GRM1885C2A1R1WA01#					
	±0.1pF	GRM1885C2A1R1BA01#					
	±0.25pF	GRM1885C2A1R1CA01#					
1.2pF	±0.05pF	GRM1885C2A1R2WA01#					
	±0.1pF	GRM1885C2A1R2BA01#					
	±0.25pF	GRM1885C2A1R2CA01#					
1.3pF	±0.05pF	GRM1885C2A1R3WA01#					
	±0.1pF	GRM1885C2A1R3BA01#					
	±0.25pF	GRM1885C2A1R3CA01#					
1.4pF	±0.05pF	GRM1885C2A1R4WA01#					
	±0.1pF	GRM1885C2A1R4BA01#					
	±0.25pF	GRM1885C2A1R4CA01#					
1.5pF	±0.05pF	GRM1885C2A1R5WA01#					
	±0.1pF	GRM1885C2A1R5BA01#					
	±0.25pF	GRM1885C2A1R5CA01#					
1.6pF	±0.05pF	GRM1885C2A1R6WA01#					
	±0.1pF	GRM1885C2A1R6BA01#					
	±0.25pF	GRM1885C2A1R6CA01#					
1.7pF	±0.05pF	GRM1885C2A1R7WA01#					
	±0.1pF	GRM1885C2A1R7BA01#					
	±0.25pF	GRM1885C2A1R7CA01#					
1.8pF	±0.05pF	GRM1885C2A1R8WA01#					
	±0.1pF	GRM1885C2A1R8BA01#					
	±0.25pF	GRM1885C2A1R8CA01#					
1.9pF	±0.05pF	GRM1885C2A1R9WA01#					
	±0.1pF	GRM1885C2A1R9BA01#					
	±0.25pF	GRM1885C2A1R9CA01#					
2.0pF	±0.05pF	GRM1885C2A2R0WA01#					
	±0.1pF	GRM1885C2A2R0BA01#					
	±0.25pF	GRM1885C2A2R0CA01#					
2.1pF	±0.05pF	GRM1885C2A2R1WA01#					
	±0.1pF	GRM1885C2A2R1BA01#					
	±0.25pF	GRM1885C2A2R1CA01#					
2.2pF	±0.05pF	GRM1885C2A2R2WA01#					

T max.	Rated Voltage	TC Code	Cap.	Tol.	Part Number
0.9mm	100Vdc	C0G	2.2pF	±0.1pF	GRM1885C2A2R2BA01#
				±0.25pF	GRM1885C2A2R2CA01#
			2.3pF	±0.05pF	GRM1885C2A2R3WA01#
				±0.1pF	GRM1885C2A2R3BA01#
				±0.25pF	GRM1885C2A2R3CA01#
			2.4pF	±0.05pF	GRM1885C2A2R4WA01#
				±0.1pF	GRM1885C2A2R4BA01#
				±0.25pF	GRM1885C2A2R4CA01#
			2.5pF	±0.05pF	GRM1885C2A2R5WA01#
				±0.1pF	GRM1885C2A2R5BA01#
				±0.25pF	GRM1885C2A2R5CA01#
			2.6pF	±0.05pF	GRM1885C2A2R6WA01#
				±0.1pF	GRM1885C2A2R6BA01#
				±0.25pF	GRM1885C2A2R6CA01#
			2.7pF	±0.05pF	GRM1885C2A2R7WA01#
				±0.1pF	GRM1885C2A2R7BA01#
				±0.25pF	GRM1885C2A2R7CA01#
			2.8pF	±0.05pF	GRM1885C2A2R8WA01#
				±0.1pF	GRM1885C2A2R8BA01#
				±0.25pF	GRM1885C2A2R8CA01#
			2.9pF	±0.05pF	GRM1885C2A2R9WA01#
				±0.1pF	GRM1885C2A2R9BA01#
				±0.25pF	GRM1885C2A2R9CA01#
			3.0pF	±0.05pF	GRM1885C2A3R0WA01#
				±0.1pF	GRM1885C2A3R0BA01#
				±0.25pF	GRM1885C2A3R0CA01#
			3.1pF	±0.05pF	GRM1885C2A3R1WA01#
				±0.1pF	GRM1885C2A3R1BA01#
				±0.25pF	GRM1885C2A3R1CA01#
			3.2pF	±0.05pF	GRM1885C2A3R2WA01#
				±0.1pF	GRM1885C2A3R2BA01#
				±0.25pF	GRM1885C2A3R2CA01#
			3.3pF	±0.05pF	GRM1885C2A3R3WA01#
				±0.1pF	GRM1885C2A3R3BA01#
				±0.25pF	GRM1885C2A3R3CA01#
			3.4pF	±0.05pF	GRM1885C2A3R4WA01#
				±0.1pF	GRM1885C2A3R4BA01#
				±0.25pF	GRM1885C2A3R4CA01#
			3.5pF	±0.05pF	GRM1885C2A3R5WA01#
				±0.1pF	GRM1885C2A3R5BA01#
±0.25pF	GRM1885C2A3R5CA01#				
3.6pF	±0.05pF	GRM1885C2A3R6WA01#			
	±0.1pF	GRM1885C2A3R6BA01#			
	±0.25pF	GRM1885C2A3R6CA01#			
3.7pF	±0.05pF	GRM1885C2A3R7WA01#			
	±0.1pF	GRM1885C2A3R7BA01#			
	±0.25pF	GRM1885C2A3R7CA01#			
3.8pF	±0.05pF	GRM1885C2A3R8WA01#			
	±0.1pF	GRM1885C2A3R8BA01#			
	±0.25pF	GRM1885C2A3R8CA01#			
3.9pF	±0.05pF	GRM1885C2A3R9WA01#			
	±0.1pF	GRM1885C2A3R9BA01#			
	±0.25pF	GRM1885C2A3R9CA01#			
4.0pF	±0.05pF	GRM1885C2A4R0WA01#			

Part number # indicates the package specification code.

GRM Series Temperature Compensating Type Part Number List

(→ ■ 1.6x0.8mm)

T max.	Rated Voltage	TC Code	Cap.	Tol.	Part Number
0.9mm	100Vdc	C0G	4.0pF	±0.1pF	GRM1885C2A4R0BA01#
				±0.25pF	GRM1885C2A4R0CA01#
			4.1pF	±0.05pF	GRM1885C2A4R1WA01#
				±0.1pF	GRM1885C2A4R1BA01#
				±0.25pF	GRM1885C2A4R1CA01#
			4.2pF	±0.05pF	GRM1885C2A4R2WA01#
				±0.1pF	GRM1885C2A4R2BA01#
				±0.25pF	GRM1885C2A4R2CA01#
			4.3pF	±0.05pF	GRM1885C2A4R3WA01#
				±0.1pF	GRM1885C2A4R3BA01#
				±0.25pF	GRM1885C2A4R3CA01#
			4.4pF	±0.05pF	GRM1885C2A4R4WA01#
				±0.1pF	GRM1885C2A4R4BA01#
				±0.25pF	GRM1885C2A4R4CA01#
			4.5pF	±0.05pF	GRM1885C2A4R5WA01#
				±0.1pF	GRM1885C2A4R5BA01#
				±0.25pF	GRM1885C2A4R5CA01#
			4.6pF	±0.05pF	GRM1885C2A4R6WA01#
				±0.1pF	GRM1885C2A4R6BA01#
				±0.25pF	GRM1885C2A4R6CA01#
			4.7pF	±0.05pF	GRM1885C2A4R7WA01#
				±0.1pF	GRM1885C2A4R7BA01#
				±0.25pF	GRM1885C2A4R7CA01#
			4.8pF	±0.05pF	GRM1885C2A4R8WA01#
				±0.1pF	GRM1885C2A4R8BA01#
				±0.25pF	GRM1885C2A4R8CA01#
			4.9pF	±0.05pF	GRM1885C2A4R9WA01#
				±0.1pF	GRM1885C2A4R9BA01#
				±0.25pF	GRM1885C2A4R9CA01#
			5.0pF	±0.05pF	GRM1885C2A5R0WA01#
				±0.1pF	GRM1885C2A5R0BA01#
				±0.25pF	GRM1885C2A5R0CA01#
			5.1pF	±0.05pF	GRM1885C2A5R1WA01#
				±0.1pF	GRM1885C2A5R1BA01#
				±0.25pF	GRM1885C2A5R1CA01#
				±0.5pF	GRM1885C2A5R1DA01#
			5.2pF	±0.05pF	GRM1885C2A5R2WA01#
				±0.1pF	GRM1885C2A5R2BA01#
				±0.25pF	GRM1885C2A5R2CA01#
				±0.5pF	GRM1885C2A5R2DA01#
			5.3pF	±0.05pF	GRM1885C2A5R3WA01#
				±0.1pF	GRM1885C2A5R3BA01#
				±0.25pF	GRM1885C2A5R3CA01#
				±0.5pF	GRM1885C2A5R3DA01#
			5.4pF	±0.05pF	GRM1885C2A5R4WA01#
				±0.1pF	GRM1885C2A5R4BA01#
				±0.25pF	GRM1885C2A5R4CA01#
				±0.5pF	GRM1885C2A5R4DA01#
			5.5pF	±0.05pF	GRM1885C2A5R5WA01#
				±0.1pF	GRM1885C2A5R5BA01#
				±0.25pF	GRM1885C2A5R5CA01#
				±0.5pF	GRM1885C2A5R5DA01#
			5.6pF	±0.05pF	GRM1885C2A5R6WA01#
				±0.1pF	GRM1885C2A5R6BA01#

T max.	Rated Voltage	TC Code	Cap.	Tol.	Part Number
0.9mm	100Vdc	C0G	5.6pF	±0.25pF	GRM1885C2A5R6CA01#
				±0.5pF	GRM1885C2A5R6DA01#
			5.7pF	±0.05pF	GRM1885C2A5R7WA01#
				±0.1pF	GRM1885C2A5R7BA01#
				±0.25pF	GRM1885C2A5R7CA01#
			5.8pF	±0.05pF	GRM1885C2A5R8WA01#
				±0.1pF	GRM1885C2A5R8BA01#
				±0.25pF	GRM1885C2A5R8CA01#
			5.9pF	±0.05pF	GRM1885C2A5R9WA01#
				±0.1pF	GRM1885C2A5R9BA01#
				±0.25pF	GRM1885C2A5R9CA01#
			6.0pF	±0.05pF	GRM1885C2A6R0WA01#
				±0.1pF	GRM1885C2A6R0BA01#
				±0.25pF	GRM1885C2A6R0CA01#
			6.1pF	±0.05pF	GRM1885C2A6R1WA01#
				±0.1pF	GRM1885C2A6R1BA01#
				±0.25pF	GRM1885C2A6R1CA01#
			6.2pF	±0.05pF	GRM1885C2A6R2WA01#
				±0.1pF	GRM1885C2A6R2BA01#
				±0.25pF	GRM1885C2A6R2CA01#
			6.3pF	±0.05pF	GRM1885C2A6R3WA01#
				±0.1pF	GRM1885C2A6R3BA01#
				±0.25pF	GRM1885C2A6R3CA01#
			6.4pF	±0.05pF	GRM1885C2A6R4WA01#
				±0.1pF	GRM1885C2A6R4BA01#
				±0.25pF	GRM1885C2A6R4CA01#
			6.5pF	±0.05pF	GRM1885C2A6R5WA01#
				±0.1pF	GRM1885C2A6R5BA01#
				±0.25pF	GRM1885C2A6R5CA01#
			6.6pF	±0.05pF	GRM1885C2A6R6WA01#
				±0.1pF	GRM1885C2A6R6BA01#
				±0.25pF	GRM1885C2A6R6CA01#
			6.7pF	±0.05pF	GRM1885C2A6R7WA01#
				±0.1pF	GRM1885C2A6R7BA01#
				±0.25pF	GRM1885C2A6R7CA01#
			6.8pF	±0.05pF	GRM1885C2A6R8WA01#
				±0.1pF	GRM1885C2A6R8BA01#
				±0.25pF	GRM1885C2A6R8CA01#
			6.9pF	±0.05pF	GRM1885C2A6R9WA01#
				±0.1pF	GRM1885C2A6R9BA01#
				±0.25pF	GRM1885C2A6R9CA01#

Part number # indicates the package specification code.

GRM Series
GJM Series
GMA Series
GMD Series
GQM Series
GRJ Series
GR3 Series
KRM Series
KR3 Series
LLA Series
LLL Series
LLM Series
LLR Series
⚠Caution/ Notice

GRM Series Temperature Compensating Type Part Number List

(→ ■ 1.6x0.8mm)

T max.	Rated Voltage	TC Code	Cap.	Tol.	Part Number
0.9mm	100Vdc	C0G	7.0pF	±0.05pF	GRM1885C2A7R0WA01#
				±0.1pF	GRM1885C2A7R0BA01#
				±0.25pF	GRM1885C2A7R0CA01#
				±0.5pF	GRM1885C2A7R0DA01#
			7.1pF	±0.05pF	GRM1885C2A7R1WA01#
				±0.1pF	GRM1885C2A7R1BA01#
				±0.25pF	GRM1885C2A7R1CA01#
				±0.5pF	GRM1885C2A7R1DA01#
			7.2pF	±0.05pF	GRM1885C2A7R2WA01#
				±0.1pF	GRM1885C2A7R2BA01#
				±0.25pF	GRM1885C2A7R2CA01#
				±0.5pF	GRM1885C2A7R2DA01#
			7.3pF	±0.05pF	GRM1885C2A7R3WA01#
				±0.1pF	GRM1885C2A7R3BA01#
				±0.25pF	GRM1885C2A7R3CA01#
				±0.5pF	GRM1885C2A7R3DA01#
			7.4pF	±0.05pF	GRM1885C2A7R4WA01#
				±0.1pF	GRM1885C2A7R4BA01#
				±0.25pF	GRM1885C2A7R4CA01#
				±0.5pF	GRM1885C2A7R4DA01#
			7.5pF	±0.05pF	GRM1885C2A7R5WA01#
				±0.1pF	GRM1885C2A7R5BA01#
				±0.25pF	GRM1885C2A7R5CA01#
				±0.5pF	GRM1885C2A7R5DA01#
			7.6pF	±0.05pF	GRM1885C2A7R6WA01#
				±0.1pF	GRM1885C2A7R6BA01#
				±0.25pF	GRM1885C2A7R6CA01#
				±0.5pF	GRM1885C2A7R6DA01#
			7.7pF	±0.05pF	GRM1885C2A7R7WA01#
				±0.1pF	GRM1885C2A7R7BA01#
				±0.25pF	GRM1885C2A7R7CA01#
				±0.5pF	GRM1885C2A7R7DA01#
			7.8pF	±0.05pF	GRM1885C2A7R8WA01#
				±0.1pF	GRM1885C2A7R8BA01#
				±0.25pF	GRM1885C2A7R8CA01#
				±0.5pF	GRM1885C2A7R8DA01#
			7.9pF	±0.05pF	GRM1885C2A7R9WA01#
				±0.1pF	GRM1885C2A7R9BA01#
				±0.25pF	GRM1885C2A7R9CA01#
				±0.5pF	GRM1885C2A7R9DA01#
			8.0pF	±0.05pF	GRM1885C2A8R0WA01#
				±0.1pF	GRM1885C2A8R0BA01#
				±0.25pF	GRM1885C2A8R0CA01#
				±0.5pF	GRM1885C2A8R0DA01#
			8.1pF	±0.05pF	GRM1885C2A8R1WA01#
				±0.1pF	GRM1885C2A8R1BA01#
				±0.25pF	GRM1885C2A8R1CA01#
				±0.5pF	GRM1885C2A8R1DA01#
			8.2pF	±0.05pF	GRM1885C2A8R2WA01#
				±0.1pF	GRM1885C2A8R2BA01#
				±0.25pF	GRM1885C2A8R2CA01#
				±0.5pF	GRM1885C2A8R2DA01#
			8.3pF	±0.05pF	GRM1885C2A8R3WA01#
				±0.1pF	GRM1885C2A8R3BA01#

T max.	Rated Voltage	TC Code	Cap.	Tol.	Part Number
0.9mm	100Vdc	C0G	8.3pF	±0.25pF	GRM1885C2A8R3CA01#
				±0.5pF	GRM1885C2A8R3DA01#
			8.4pF	±0.05pF	GRM1885C2A8R4WA01#
				±0.1pF	GRM1885C2A8R4BA01#
				±0.25pF	GRM1885C2A8R4CA01#
			8.5pF	±0.05pF	GRM1885C2A8R5WA01#
				±0.1pF	GRM1885C2A8R5BA01#
				±0.25pF	GRM1885C2A8R5CA01#
			8.6pF	±0.05pF	GRM1885C2A8R6WA01#
				±0.1pF	GRM1885C2A8R6BA01#
				±0.25pF	GRM1885C2A8R6CA01#
			8.7pF	±0.05pF	GRM1885C2A8R7WA01#
				±0.1pF	GRM1885C2A8R7BA01#
				±0.25pF	GRM1885C2A8R7CA01#
			8.8pF	±0.05pF	GRM1885C2A8R8WA01#
				±0.1pF	GRM1885C2A8R8BA01#
				±0.25pF	GRM1885C2A8R8CA01#
			8.9pF	±0.05pF	GRM1885C2A8R9WA01#
				±0.1pF	GRM1885C2A8R9BA01#
				±0.25pF	GRM1885C2A8R9CA01#
			9.0pF	±0.05pF	GRM1885C2A9R0WA01#
				±0.1pF	GRM1885C2A9R0BA01#
				±0.25pF	GRM1885C2A9R0CA01#
			9.1pF	±0.05pF	GRM1885C2A9R1WA01#
				±0.1pF	GRM1885C2A9R1BA01#
				±0.25pF	GRM1885C2A9R1CA01#
			9.2pF	±0.05pF	GRM1885C2A9R2WA01#
				±0.1pF	GRM1885C2A9R2BA01#
				±0.25pF	GRM1885C2A9R2CA01#
			9.3pF	±0.05pF	GRM1885C2A9R3WA01#
				±0.1pF	GRM1885C2A9R3BA01#
				±0.25pF	GRM1885C2A9R3CA01#
			9.4pF	±0.05pF	GRM1885C2A9R4WA01#
				±0.1pF	GRM1885C2A9R4BA01#
				±0.25pF	GRM1885C2A9R4CA01#
			9.5pF	±0.05pF	GRM1885C2A9R5WA01#
				±0.1pF	GRM1885C2A9R5BA01#
				±0.25pF	GRM1885C2A9R5CA01#
			9.6pF	±0.05pF	GRM1885C2A9R6WA01#
				±0.1pF	GRM1885C2A9R6BA01#
				±0.25pF	GRM1885C2A9R6CA01#

Part number # indicates the package specification code.

GRM Series
 GJM Series
 GMA Series
 GMD Series
 GQM Series
 GRJ Series
 GR3 Series
 KRM Series
 KR3 Series
 LLA Series
 LLL Series
 LLM Series
 LLR Series
 ⚠Caution/
 Notice

GRM Series Temperature Compensating Type Part Number List

(→ ■ 1.6x0.8mm)

T max.	Rated Voltage	TC Code	Cap.	Tol.	Part Number			
0.9mm	100Vdc	C0G	9.7pF	±0.05pF	GRM1885C2A9R7WA01#			
				±0.1pF	GRM1885C2A9R7BA01#			
				±0.25pF	GRM1885C2A9R7CA01#			
				±0.5pF	GRM1885C2A9R7DA01#			
			9.8pF	±0.05pF	GRM1885C2A9R8WA01#			
				±0.1pF	GRM1885C2A9R8BA01#			
				±0.25pF	GRM1885C2A9R8CA01#			
				±0.5pF	GRM1885C2A9R8DA01#			
			9.9pF	±0.05pF	GRM1885C2A9R9WA01#			
				±0.1pF	GRM1885C2A9R9BA01#			
				±0.25pF	GRM1885C2A9R9CA01#			
				±0.5pF	GRM1885C2A9R9DA01#			
			10pF	±5%	GRM1885C2A100JA01#			
			12pF	±5%	GRM1885C2A120JA01#			
			15pF	±5%	GRM1885C2A150JA01#			
			18pF	±5%	GRM1885C2A180JA01#			
			22pF	±5%	GRM1885C2A220JA01#			
			27pF	±5%	GRM1885C2A270JA01#			
			33pF	±5%	GRM1885C2A330JA01#			
			39pF	±5%	GRM1885C2A390JA01#			
			47pF	±5%	GRM1885C2A470JA01#			
			56pF	±5%	GRM1885C2A560JA01#			
			68pF	±5%	GRM1885C2A680JA01#			
			82pF	±5%	GRM1885C2A820JA01#			
			100pF	±5%	GRM1885C2A101JA01#			
			120pF	±5%	GRM1885C2A121JA01#			
			150pF	±5%	GRM1885C2A151JA01#			
			180pF	±5%	GRM1885C2A181JA01#			
			220pF	±5%	GRM1885C2A221JA01#			
			270pF	±5%	GRM1885C2A271JA01#			
			330pF	±5%	GRM1885C2A331JA01#			
			390pF	±5%	GRM1885C2A391JA01#			
			470pF	±5%	GRM1885C2A471JA01#			
			560pF	±5%	GRM1885C2A561JA01#			
			680pF	±5%	GRM1885C2A681JA01#			
			820pF	±5%	GRM1885C2A821JA01#			
			1000pF	±5%	GRM1885C2A102JA01#			
			1200pF	±5%	GRM1885C2A122JA01#			
			1500pF	±5%	GRM1885C2A152JA01#			
			0.50pF	100Vdc	CK	0.50pF	±0.05pF	GRM1884C2AR50WA01#
							±0.1pF	GRM1884C2AR50BA01#
						0.60pF	±0.05pF	GRM1884C2AR60WA01#
							±0.1pF	GRM1884C2AR60BA01#
						0.70pF	±0.05pF	GRM1884C2AR70WA01#
							±0.1pF	GRM1884C2AR70BA01#
						0.80pF	±0.05pF	GRM1884C2AR80WA01#
							±0.1pF	GRM1884C2AR80BA01#
						0.90pF	±0.05pF	GRM1884C2AR90WA01#
							±0.1pF	GRM1884C2AR90BA01#
						1.0pF	±0.05pF	GRM1884C2A1R0WA01#
±0.1pF	GRM1884C2A1R0BA01#							
±0.25pF	GRM1884C2A1R0CA01#							
1.1pF	±0.05pF	GRM1884C2A1R1WA01#						
	±0.1pF	GRM1884C2A1R1BA01#						

T max.	Rated Voltage	TC Code	Cap.	Tol.	Part Number	
0.9mm	100Vdc	CK	1.1pF	±0.25pF	GRM1884C2A1R1CA01#	
				1.2pF	±0.05pF	GRM1884C2A1R2WA01#
					±0.1pF	GRM1884C2A1R2BA01#
					±0.25pF	GRM1884C2A1R2CA01#
			1.3pF	±0.05pF	GRM1884C2A1R3WA01#	
				±0.1pF	GRM1884C2A1R3BA01#	
				±0.25pF	GRM1884C2A1R3CA01#	
			1.4pF	±0.05pF	GRM1884C2A1R4WA01#	
				±0.1pF	GRM1884C2A1R4BA01#	
				±0.25pF	GRM1884C2A1R4CA01#	
			1.5pF	±0.05pF	GRM1884C2A1R5WA01#	
				±0.1pF	GRM1884C2A1R5BA01#	
				±0.25pF	GRM1884C2A1R5CA01#	
			1.6pF	±0.05pF	GRM1884C2A1R6WA01#	
				±0.1pF	GRM1884C2A1R6BA01#	
				±0.25pF	GRM1884C2A1R6CA01#	
			1.7pF	±0.05pF	GRM1884C2A1R7WA01#	
				±0.1pF	GRM1884C2A1R7BA01#	
				±0.25pF	GRM1884C2A1R7CA01#	
			1.8pF	±0.05pF	GRM1884C2A1R8WA01#	
				±0.1pF	GRM1884C2A1R8BA01#	
				±0.25pF	GRM1884C2A1R8CA01#	
			1.9pF	±0.05pF	GRM1884C2A1R9WA01#	
				±0.1pF	GRM1884C2A1R9BA01#	
				±0.25pF	GRM1884C2A1R9CA01#	
			2.0pF	±0.05pF	GRM1884C2A2R0WA01#	
				±0.1pF	GRM1884C2A2R0BA01#	
				±0.25pF	GRM1884C2A2R0CA01#	
			2.1pF	CJ	±0.05pF	GRM1883C2A2R1WA01#
					±0.1pF	GRM1883C2A2R1BA01#
					±0.25pF	GRM1883C2A2R1CA01#
			2.2pF	±0.05pF	GRM1883C2A2R2WA01#	
				±0.1pF	GRM1883C2A2R2BA01#	
				±0.25pF	GRM1883C2A2R2CA01#	
			2.3pF	±0.05pF	GRM1883C2A2R3WA01#	
				±0.1pF	GRM1883C2A2R3BA01#	
				±0.25pF	GRM1883C2A2R3CA01#	
			2.4pF	±0.05pF	GRM1883C2A2R4WA01#	
				±0.1pF	GRM1883C2A2R4BA01#	
				±0.25pF	GRM1883C2A2R4CA01#	
			2.5pF	±0.05pF	GRM1883C2A2R5WA01#	
				±0.1pF	GRM1883C2A2R5BA01#	
				±0.25pF	GRM1883C2A2R5CA01#	
			2.6pF	±0.05pF	GRM1883C2A2R6WA01#	
				±0.1pF	GRM1883C2A2R6BA01#	
				±0.25pF	GRM1883C2A2R6CA01#	
			2.7pF	±0.05pF	GRM1883C2A2R7WA01#	
				±0.1pF	GRM1883C2A2R7BA01#	
		±0.25pF		GRM1883C2A2R7CA01#		
		2.8pF	±0.05pF	GRM1883C2A2R8WA01#		
±0.1pF	GRM1883C2A2R8BA01#					
±0.25pF	GRM1883C2A2R8CA01#					
2.9pF	±0.05pF	GRM1883C2A2R9WA01#				
	±0.1pF	GRM1883C2A2R9BA01#				

Part number # indicates the package specification code.

GRM Series
GJM Series
GMA Series
GMD Series
GQM Series
GRJ Series
GR3 Series
KRM Series
KR3 Series
LLA Series
LLL Series
LLM Series
LLR Series
⚠Caution/ Notice

GRM Series Temperature Compensating Type Part Number List

(→ ■ 1.6x0.8mm)

T max.	Rated Voltage	TC Code	Cap.	Tol.	Part Number		
0.9mm	100Vdc	CJ	2.9pF	±0.25pF	GRM1883C2A2R9CA01#		
				±0.05pF	GRM1883C2A3R0WA01#		
					±0.1pF	GRM1883C2A3R0BA01#	
			±0.25pF		GRM1883C2A3R0CA01#		
			3.1pF	±0.05pF	GRM1883C2A3R1WA01#		
				±0.1pF	GRM1883C2A3R1BA01#		
				±0.25pF	GRM1883C2A3R1CA01#		
			3.2pF	±0.05pF	GRM1883C2A3R2WA01#		
				±0.1pF	GRM1883C2A3R2BA01#		
				±0.25pF	GRM1883C2A3R2CA01#		
			3.3pF	±0.05pF	GRM1883C2A3R3WA01#		
				±0.1pF	GRM1883C2A3R3BA01#		
				±0.25pF	GRM1883C2A3R3CA01#		
			3.4pF	±0.05pF	GRM1883C2A3R4WA01#		
				±0.1pF	GRM1883C2A3R4BA01#		
				±0.25pF	GRM1883C2A3R4CA01#		
			3.5pF	±0.05pF	GRM1883C2A3R5WA01#		
				±0.1pF	GRM1883C2A3R5BA01#		
				±0.25pF	GRM1883C2A3R5CA01#		
			3.6pF	±0.05pF	GRM1883C2A3R6WA01#		
				±0.1pF	GRM1883C2A3R6BA01#		
				±0.25pF	GRM1883C2A3R6CA01#		
			3.7pF	±0.05pF	GRM1883C2A3R7WA01#		
				±0.1pF	GRM1883C2A3R7BA01#		
				±0.25pF	GRM1883C2A3R7CA01#		
			3.8pF	±0.05pF	GRM1883C2A3R8WA01#		
				±0.1pF	GRM1883C2A3R8BA01#		
				±0.25pF	GRM1883C2A3R8CA01#		
			3.9pF	±0.05pF	GRM1883C2A3R9WA01#		
				±0.1pF	GRM1883C2A3R9BA01#		
				±0.25pF	GRM1883C2A3R9CA01#		
			CH	100Vdc	4.0pF	±0.05pF	GRM1882C2A4R0WA01#
						±0.1pF	GRM1882C2A4R0BA01#
						±0.25pF	GRM1882C2A4R0CA01#
					4.1pF	±0.05pF	GRM1882C2A4R1WA01#
						±0.1pF	GRM1882C2A4R1BA01#
		±0.25pF				GRM1882C2A4R1CA01#	
		4.2pF			±0.05pF	GRM1882C2A4R2WA01#	
					±0.1pF	GRM1882C2A4R2BA01#	
					±0.25pF	GRM1882C2A4R2CA01#	
		4.3pF			±0.05pF	GRM1882C2A4R3WA01#	
					±0.1pF	GRM1882C2A4R3BA01#	
					±0.25pF	GRM1882C2A4R3CA01#	
		4.4pF			±0.05pF	GRM1882C2A4R4WA01#	
					±0.1pF	GRM1882C2A4R4BA01#	
					±0.25pF	GRM1882C2A4R4CA01#	
		4.5pF			±0.05pF	GRM1882C2A4R5WA01#	
					±0.1pF	GRM1882C2A4R5BA01#	
					±0.25pF	GRM1882C2A4R5CA01#	
		4.6pF			±0.05pF	GRM1882C2A4R6WA01#	
					±0.1pF	GRM1882C2A4R6BA01#	
					±0.25pF	GRM1882C2A4R6CA01#	
		4.7pF			±0.05pF	GRM1882C2A4R7WA01#	
					±0.1pF	GRM1882C2A4R7BA01#	

T max.	Rated Voltage	TC Code	Cap.	Tol.	Part Number	
0.9mm	100Vdc	CH	4.7pF	±0.25pF	GRM1882C2A4R7CA01#	
				±0.05pF	GRM1882C2A4R8WA01#	
				±0.1pF	GRM1882C2A4R8BA01#	
			±0.25pF	GRM1882C2A4R8CA01#		
				4.9pF	±0.05pF	GRM1882C2A4R9WA01#
					±0.1pF	GRM1882C2A4R9BA01#
			±0.25pF		GRM1882C2A4R9CA01#	
			5.0pF	±0.05pF	GRM1882C2A5R0WA01#	
				±0.1pF	GRM1882C2A5R0BA01#	
				±0.25pF	GRM1882C2A5R0CA01#	
			5.1pF	±0.05pF	GRM1882C2A5R1WA01#	
				±0.1pF	GRM1882C2A5R1BA01#	
				±0.25pF	GRM1882C2A5R1CA01#	
			±0.5pF	GRM1882C2A5R1DA01#		
				5.2pF	±0.05pF	GRM1882C2A5R2WA01#
					±0.1pF	GRM1882C2A5R2BA01#
			±0.25pF		GRM1882C2A5R2CA01#	
			±0.5pF	GRM1882C2A5R2DA01#		
				5.3pF	±0.05pF	GRM1882C2A5R3WA01#
					±0.1pF	GRM1882C2A5R3BA01#
			±0.25pF		GRM1882C2A5R3CA01#	
			±0.5pF	GRM1882C2A5R3DA01#		
				5.4pF	±0.05pF	GRM1882C2A5R4WA01#
					±0.1pF	GRM1882C2A5R4BA01#
			±0.25pF		GRM1882C2A5R4CA01#	
			±0.5pF	GRM1882C2A5R4DA01#		
				5.5pF	±0.05pF	GRM1882C2A5R5WA01#
					±0.1pF	GRM1882C2A5R5BA01#
			±0.25pF		GRM1882C2A5R5CA01#	
			±0.5pF	GRM1882C2A5R5DA01#		
				5.6pF	±0.05pF	GRM1882C2A5R6WA01#
					±0.1pF	GRM1882C2A5R6BA01#
			±0.25pF		GRM1882C2A5R6CA01#	
			±0.5pF	GRM1882C2A5R6DA01#		
				5.7pF	±0.05pF	GRM1882C2A5R7WA01#
					±0.1pF	GRM1882C2A5R7BA01#
			±0.25pF		GRM1882C2A5R7CA01#	
			±0.5pF	GRM1882C2A5R7DA01#		
				5.8pF	±0.05pF	GRM1882C2A5R8WA01#
					±0.1pF	GRM1882C2A5R8BA01#
			±0.25pF		GRM1882C2A5R8CA01#	
			±0.5pF	GRM1882C2A5R8DA01#		
				5.9pF	±0.05pF	GRM1882C2A5R9WA01#
					±0.1pF	GRM1882C2A5R9BA01#
			±0.25pF		GRM1882C2A5R9CA01#	
			±0.5pF	GRM1882C2A5R9DA01#		
				6.0pF	±0.05pF	GRM1882C2A6R0WA01#
					±0.1pF	GRM1882C2A6R0BA01#
			±0.25pF		GRM1882C2A6R0CA01#	
			±0.5pF	GRM1882C2A6R0DA01#		
				6.1pF	±0.05pF	GRM1882C2A6R1WA01#
					±0.1pF	GRM1882C2A6R1BA01#
			±0.25pF		GRM1882C2A6R1CA01#	
			±0.5pF	GRM1882C2A6R1DA01#		

Part number # indicates the package specification code.

GRM Series
 GJM Series
 GMA Series
 GMD Series
 GQM Series
 GRJ Series
 GR3 Series
 KRM Series
 KR3 Series
 LLA Series
 LLL Series
 LLM Series
 LLR Series
 ⚠Caution/
 Notice

GRM Series Temperature Compensating Type Part Number List

(→ ■ 1.6x0.8mm)

T max.	Rated Voltage	TC Code	Cap.	Tol.	Part Number
0.9mm	100Vdc	CH	6.2pF	±0.05pF	GRM1882C2A6R2WA01#
				±0.1pF	GRM1882C2A6R2BA01#
				±0.25pF	GRM1882C2A6R2CA01#
				±0.5pF	GRM1882C2A6R2DA01#
			6.3pF	±0.05pF	GRM1882C2A6R3WA01#
				±0.1pF	GRM1882C2A6R3BA01#
				±0.25pF	GRM1882C2A6R3CA01#
				±0.5pF	GRM1882C2A6R3DA01#
			6.4pF	±0.05pF	GRM1882C2A6R4WA01#
				±0.1pF	GRM1882C2A6R4BA01#
				±0.25pF	GRM1882C2A6R4CA01#
				±0.5pF	GRM1882C2A6R4DA01#
			6.5pF	±0.05pF	GRM1882C2A6R5WA01#
				±0.1pF	GRM1882C2A6R5BA01#
				±0.25pF	GRM1882C2A6R5CA01#
				±0.5pF	GRM1882C2A6R5DA01#
			6.6pF	±0.05pF	GRM1882C2A6R6WA01#
				±0.1pF	GRM1882C2A6R6BA01#
				±0.25pF	GRM1882C2A6R6CA01#
				±0.5pF	GRM1882C2A6R6DA01#
			6.7pF	±0.05pF	GRM1882C2A6R7WA01#
				±0.1pF	GRM1882C2A6R7BA01#
				±0.25pF	GRM1882C2A6R7CA01#
				±0.5pF	GRM1882C2A6R7DA01#
			6.8pF	±0.05pF	GRM1882C2A6R8WA01#
				±0.1pF	GRM1882C2A6R8BA01#
				±0.25pF	GRM1882C2A6R8CA01#
				±0.5pF	GRM1882C2A6R8DA01#
			6.9pF	±0.05pF	GRM1882C2A6R9WA01#
				±0.1pF	GRM1882C2A6R9BA01#
				±0.25pF	GRM1882C2A6R9CA01#
				±0.5pF	GRM1882C2A6R9DA01#
			7.0pF	±0.05pF	GRM1882C2A7R0WA01#
				±0.1pF	GRM1882C2A7R0BA01#
				±0.25pF	GRM1882C2A7R0CA01#
				±0.5pF	GRM1882C2A7R0DA01#
			7.1pF	±0.05pF	GRM1882C2A7R1WA01#
				±0.1pF	GRM1882C2A7R1BA01#
				±0.25pF	GRM1882C2A7R1CA01#
				±0.5pF	GRM1882C2A7R1DA01#
			7.2pF	±0.05pF	GRM1882C2A7R2WA01#
				±0.1pF	GRM1882C2A7R2BA01#
				±0.25pF	GRM1882C2A7R2CA01#
				±0.5pF	GRM1882C2A7R2DA01#
			7.3pF	±0.05pF	GRM1882C2A7R3WA01#
				±0.1pF	GRM1882C2A7R3BA01#
				±0.25pF	GRM1882C2A7R3CA01#
				±0.5pF	GRM1882C2A7R3DA01#
			7.4pF	±0.05pF	GRM1882C2A7R4WA01#
				±0.1pF	GRM1882C2A7R4BA01#
				±0.25pF	GRM1882C2A7R4CA01#
				±0.5pF	GRM1882C2A7R4DA01#
7.5pF	±0.05pF	GRM1882C2A7R5WA01#			
	±0.1pF	GRM1882C2A7R5BA01#			

T max.	Rated Voltage	TC Code	Cap.	Tol.	Part Number
0.9mm	100Vdc	CH	7.5pF	±0.25pF	GRM1882C2A7R5CA01#
				±0.5pF	GRM1882C2A7R5DA01#
			7.6pF	±0.05pF	GRM1882C2A7R6WA01#
				±0.1pF	GRM1882C2A7R6BA01#
				±0.25pF	GRM1882C2A7R6CA01#
			7.7pF	±0.05pF	GRM1882C2A7R7WA01#
				±0.1pF	GRM1882C2A7R7BA01#
				±0.25pF	GRM1882C2A7R7CA01#
			7.8pF	±0.05pF	GRM1882C2A7R8WA01#
				±0.1pF	GRM1882C2A7R8BA01#
				±0.25pF	GRM1882C2A7R8CA01#
			7.9pF	±0.05pF	GRM1882C2A7R9WA01#
				±0.1pF	GRM1882C2A7R9BA01#
				±0.25pF	GRM1882C2A7R9CA01#
			8.0pF	±0.05pF	GRM1882C2A8R0WA01#
				±0.1pF	GRM1882C2A8R0BA01#
				±0.25pF	GRM1882C2A8R0CA01#
			8.1pF	±0.05pF	GRM1882C2A8R1WA01#
				±0.1pF	GRM1882C2A8R1BA01#
				±0.25pF	GRM1882C2A8R1CA01#
			8.2pF	±0.05pF	GRM1882C2A8R2WA01#
				±0.1pF	GRM1882C2A8R2BA01#
				±0.25pF	GRM1882C2A8R2CA01#
			8.3pF	±0.05pF	GRM1882C2A8R3WA01#
				±0.1pF	GRM1882C2A8R3BA01#
				±0.25pF	GRM1882C2A8R3CA01#
			8.4pF	±0.05pF	GRM1882C2A8R4WA01#
				±0.1pF	GRM1882C2A8R4BA01#
				±0.25pF	GRM1882C2A8R4CA01#
			8.5pF	±0.05pF	GRM1882C2A8R5WA01#
				±0.1pF	GRM1882C2A8R5BA01#
				±0.25pF	GRM1882C2A8R5CA01#
			8.6pF	±0.05pF	GRM1882C2A8R6WA01#
				±0.1pF	GRM1882C2A8R6BA01#
				±0.25pF	GRM1882C2A8R6CA01#
			8.7pF	±0.05pF	GRM1882C2A8R7WA01#
				±0.1pF	GRM1882C2A8R7BA01#
				±0.25pF	GRM1882C2A8R7CA01#
			8.8pF	±0.05pF	GRM1882C2A8R8WA01#
				±0.1pF	GRM1882C2A8R8BA01#
				±0.25pF	GRM1882C2A8R8CA01#

Part number # indicates the package specification code.

GRM Series
GJM Series
GMA Series
GMD Series
GQM Series
GRJ Series
GR3 Series
KRM Series
KR3 Series
LLA Series
LLL Series
LLM Series
LLR Series
⚠Caution/ Notice

GRM Series Temperature Compensating Type Part Number List

(→ ■ 1.6x0.8mm)

T max.	Rated Voltage	TC Code	Cap.	Tol.	Part Number
0.9mm	100Vdc	CH	8.9pF	±0.05pF	GRM1882C2A8R9WA01#
				±0.1pF	GRM1882C2A8R9BA01#
				±0.25pF	GRM1882C2A8R9CA01#
				±0.5pF	GRM1882C2A8R9DA01#
			9.0pF	±0.05pF	GRM1882C2A9R0WA01#
				±0.1pF	GRM1882C2A9R0BA01#
				±0.25pF	GRM1882C2A9R0CA01#
				±0.5pF	GRM1882C2A9R0DA01#
			9.1pF	±0.05pF	GRM1882C2A9R1WA01#
				±0.1pF	GRM1882C2A9R1BA01#
				±0.25pF	GRM1882C2A9R1CA01#
				±0.5pF	GRM1882C2A9R1DA01#
			9.2pF	±0.05pF	GRM1882C2A9R2WA01#
				±0.1pF	GRM1882C2A9R2BA01#
				±0.25pF	GRM1882C2A9R2CA01#
				±0.5pF	GRM1882C2A9R2DA01#
			9.3pF	±0.05pF	GRM1882C2A9R3WA01#
				±0.1pF	GRM1882C2A9R3BA01#
				±0.25pF	GRM1882C2A9R3CA01#
				±0.5pF	GRM1882C2A9R3DA01#
			9.4pF	±0.05pF	GRM1882C2A9R4WA01#
				±0.1pF	GRM1882C2A9R4BA01#
				±0.25pF	GRM1882C2A9R4CA01#
				±0.5pF	GRM1882C2A9R4DA01#
			9.5pF	±0.05pF	GRM1882C2A9R5WA01#
				±0.1pF	GRM1882C2A9R5BA01#
				±0.25pF	GRM1882C2A9R5CA01#
				±0.5pF	GRM1882C2A9R5DA01#
			9.6pF	±0.05pF	GRM1882C2A9R6WA01#
				±0.1pF	GRM1882C2A9R6BA01#
				±0.25pF	GRM1882C2A9R6CA01#
				±0.5pF	GRM1882C2A9R6DA01#
			9.7pF	±0.05pF	GRM1882C2A9R7WA01#
				±0.1pF	GRM1882C2A9R7BA01#
				±0.25pF	GRM1882C2A9R7CA01#
				±0.5pF	GRM1882C2A9R7DA01#
			9.8pF	±0.05pF	GRM1882C2A9R8WA01#
				±0.1pF	GRM1882C2A9R8BA01#
				±0.25pF	GRM1882C2A9R8CA01#
				±0.5pF	GRM1882C2A9R8DA01#
			9.9pF	±0.05pF	GRM1882C2A9R9WA01#
				±0.1pF	GRM1882C2A9R9BA01#
				±0.25pF	GRM1882C2A9R9CA01#
				±0.5pF	GRM1882C2A9R9DA01#
			10pF	±5%	GRM1882C2A100JA01#
			12pF	±5%	GRM1882C2A120JA01#
			15pF	±5%	GRM1882C2A150JA01#
			18pF	±5%	GRM1882C2A180JA01#
			22pF	±5%	GRM1882C2A220JA01#
			27pF	±5%	GRM1882C2A270JA01#
			33pF	±5%	GRM1882C2A330JA01#
			39pF	±5%	GRM1882C2A390JA01#
			47pF	±5%	GRM1882C2A470JA01#
			56pF	±5%	GRM1882C2A560JA01#

T max.	Rated Voltage	TC Code	Cap.	Tol.	Part Number		
0.9mm	100Vdc	CH	68pF	±5%	GRM1882C2A680JA01#		
			82pF	±5%	GRM1882C2A820JA01#		
			100pF	±5%	GRM1882C2A101JA01#		
			120pF	±5%	GRM1882C2A121JA01#		
			150pF	±5%	GRM1882C2A151JA01#		
			180pF	±5%	GRM1882C2A181JA01#		
			220pF	±5%	GRM1882C2A221JA01#		
			270pF	±5%	GRM1882C2A271JA01#		
			330pF	±5%	GRM1882C2A331JA01#		
			390pF	±5%	GRM1882C2A391JA01#		
			470pF	±5%	GRM1882C2A471JA01#		
			560pF	±5%	GRM1882C2A561JA01#		
			680pF	±5%	GRM1882C2A681JA01#		
			820pF	±5%	GRM1882C2A821JA01#		
			1000pF	±5%	GRM1882C2A102JA01#		
			1200pF	±5%	GRM1882C2A122JA01#		
			1500pF	±5%	GRM1882C2A152JA01#		
			50Vdc	COG	0.50pF	±0.05pF	GRM1885C1HR50WA01#
						±0.1pF	GRM1885C1HR50BA01#
					0.60pF	±0.05pF	GRM1885C1HR60WA01#
						±0.1pF	GRM1885C1HR60BA01#
					0.70pF	±0.05pF	GRM1885C1HR70WA01#
						±0.1pF	GRM1885C1HR70BA01#
					0.80pF	±0.05pF	GRM1885C1HR80WA01#
						±0.1pF	GRM1885C1HR80BA01#
					0.90pF	±0.05pF	GRM1885C1HR90WA01#
						±0.1pF	GRM1885C1HR90BA01#
					1.0pF	±0.05pF	GRM1885C1H1R0WA01#
						±0.1pF	GRM1885C1H1R0BA01#
						±0.25pF	GRM1885C1H1R0CA01#
					1.1pF	±0.05pF	GRM1885C1H1R1WA01#
						±0.1pF	GRM1885C1H1R1BA01#
±0.25pF	GRM1885C1H1R1CA01#						
1.2pF	±0.05pF	GRM1885C1H1R2WA01#					
	±0.1pF	GRM1885C1H1R2BA01#					
	±0.25pF	GRM1885C1H1R2CA01#					
1.3pF	±0.05pF	GRM1885C1H1R3WA01#					
	±0.1pF	GRM1885C1H1R3BA01#					
	±0.25pF	GRM1885C1H1R3CA01#					
1.4pF	±0.05pF	GRM1885C1H1R4WA01#					
	±0.1pF	GRM1885C1H1R4BA01#					
	±0.25pF	GRM1885C1H1R4CA01#					
1.5pF	±0.05pF	GRM1885C1H1R5WA01#					
	±0.1pF	GRM1885C1H1R5BA01#					
	±0.25pF	GRM1885C1H1R5CA01#					
1.6pF	±0.05pF	GRM1885C1H1R6WA01#					
	±0.1pF	GRM1885C1H1R6BA01#					
	±0.25pF	GRM1885C1H1R6CA01#					
1.7pF	±0.05pF	GRM1885C1H1R7WA01#					
	±0.1pF	GRM1885C1H1R7BA01#					
	±0.25pF	GRM1885C1H1R7CA01#					
1.8pF	±0.05pF	GRM1885C1H1R8WA01#					
	±0.1pF	GRM1885C1H1R8BA01#					
	±0.25pF	GRM1885C1H1R8CA01#					

Part number # indicates the package specification code.

GRM Series Temperature Compensating Type Part Number List

(→ ■ 1.6x0.8mm)

T max.	Rated Voltage	TC Code	Cap.	Tol.	Part Number
0.9mm	50Vdc	C0G	1.9pF	±0.05pF	GRM1885C1H1R9WA01#
				±0.1pF	GRM1885C1H1R9BA01#
				±0.25pF	GRM1885C1H1R9CA01#
			2.0pF	±0.05pF	GRM1885C1H2R0WA01#
				±0.1pF	GRM1885C1H2R0BA01#
				±0.25pF	GRM1885C1H2R0CA01#
			2.1pF	±0.05pF	GRM1885C1H2R1WA01#
				±0.1pF	GRM1885C1H2R1BA01#
				±0.25pF	GRM1885C1H2R1CA01#
			2.2pF	±0.05pF	GRM1885C1H2R2WA01#
				±0.1pF	GRM1885C1H2R2BA01#
				±0.25pF	GRM1885C1H2R2CA01#
			2.3pF	±0.05pF	GRM1885C1H2R3WA01#
				±0.1pF	GRM1885C1H2R3BA01#
				±0.25pF	GRM1885C1H2R3CA01#
			2.4pF	±0.05pF	GRM1885C1H2R4WA01#
				±0.1pF	GRM1885C1H2R4BA01#
				±0.25pF	GRM1885C1H2R4CA01#
			2.5pF	±0.05pF	GRM1885C1H2R5WA01#
				±0.1pF	GRM1885C1H2R5BA01#
				±0.25pF	GRM1885C1H2R5CA01#
			2.6pF	±0.05pF	GRM1885C1H2R6WA01#
				±0.1pF	GRM1885C1H2R6BA01#
				±0.25pF	GRM1885C1H2R6CA01#
			2.7pF	±0.05pF	GRM1885C1H2R7WA01#
				±0.1pF	GRM1885C1H2R7BA01#
				±0.25pF	GRM1885C1H2R7CA01#
			2.8pF	±0.05pF	GRM1885C1H2R8WA01#
				±0.1pF	GRM1885C1H2R8BA01#
				±0.25pF	GRM1885C1H2R8CA01#
			2.9pF	±0.05pF	GRM1885C1H2R9WA01#
				±0.1pF	GRM1885C1H2R9BA01#
				±0.25pF	GRM1885C1H2R9CA01#
			3.0pF	±0.05pF	GRM1885C1H3R0WA01#
				±0.1pF	GRM1885C1H3R0BA01#
				±0.25pF	GRM1885C1H3R0CA01#
			3.1pF	±0.05pF	GRM1885C1H3R1WA01#
				±0.1pF	GRM1885C1H3R1BA01#
				±0.25pF	GRM1885C1H3R1CA01#
			3.2pF	±0.05pF	GRM1885C1H3R2WA01#
				±0.1pF	GRM1885C1H3R2BA01#
				±0.25pF	GRM1885C1H3R2CA01#
			3.3pF	±0.05pF	GRM1885C1H3R3WA01#
				±0.1pF	GRM1885C1H3R3BA01#
				±0.25pF	GRM1885C1H3R3CA01#
			3.4pF	±0.05pF	GRM1885C1H3R4WA01#
				±0.1pF	GRM1885C1H3R4BA01#
				±0.25pF	GRM1885C1H3R4CA01#
			3.5pF	±0.05pF	GRM1885C1H3R5WA01#
				±0.1pF	GRM1885C1H3R5BA01#
				±0.25pF	GRM1885C1H3R5CA01#
			3.6pF	±0.05pF	GRM1885C1H3R6WA01#
				±0.1pF	GRM1885C1H3R6BA01#
				±0.25pF	GRM1885C1H3R6CA01#

T max.	Rated Voltage	TC Code	Cap.	Tol.	Part Number
0.9mm	50Vdc	C0G	3.7pF	±0.05pF	GRM1885C1H3R7WA01#
				±0.1pF	GRM1885C1H3R7BA01#
				±0.25pF	GRM1885C1H3R7CA01#
			3.8pF	±0.05pF	GRM1885C1H3R8WA01#
				±0.1pF	GRM1885C1H3R8BA01#
				±0.25pF	GRM1885C1H3R8CA01#
			3.9pF	±0.05pF	GRM1885C1H3R9WA01#
				±0.1pF	GRM1885C1H3R9BA01#
				±0.25pF	GRM1885C1H3R9CA01#
			4.0pF	±0.05pF	GRM1885C1H4R0WA01#
				±0.1pF	GRM1885C1H4R0BA01#
				±0.25pF	GRM1885C1H4R0CA01#
			4.1pF	±0.05pF	GRM1885C1H4R1WA01#
				±0.1pF	GRM1885C1H4R1BA01#
				±0.25pF	GRM1885C1H4R1CA01#
			4.2pF	±0.05pF	GRM1885C1H4R2WA01#
				±0.1pF	GRM1885C1H4R2BA01#
				±0.25pF	GRM1885C1H4R2CA01#
			4.3pF	±0.05pF	GRM1885C1H4R3WA01#
				±0.1pF	GRM1885C1H4R3BA01#
				±0.25pF	GRM1885C1H4R3CA01#
			4.4pF	±0.05pF	GRM1885C1H4R4WA01#
				±0.1pF	GRM1885C1H4R4BA01#
				±0.25pF	GRM1885C1H4R4CA01#
			4.5pF	±0.05pF	GRM1885C1H4R5WA01#
				±0.1pF	GRM1885C1H4R5BA01#
				±0.25pF	GRM1885C1H4R5CA01#
			4.6pF	±0.05pF	GRM1885C1H4R6WA01#
				±0.1pF	GRM1885C1H4R6BA01#
				±0.25pF	GRM1885C1H4R6CA01#
4.7pF	±0.05pF	GRM1885C1H4R7WA01#			
	±0.1pF	GRM1885C1H4R7BA01#			
	±0.25pF	GRM1885C1H4R7CA01#			
4.8pF	±0.05pF	GRM1885C1H4R8WA01#			
	±0.1pF	GRM1885C1H4R8BA01#			
	±0.25pF	GRM1885C1H4R8CA01#			
4.9pF	±0.05pF	GRM1885C1H4R9WA01#			
	±0.1pF	GRM1885C1H4R9BA01#			
	±0.25pF	GRM1885C1H4R9CA01#			
5.0pF	±0.05pF	GRM1885C1H5R0WA01#			
	±0.1pF	GRM1885C1H5R0BA01#			
	±0.25pF	GRM1885C1H5R0CA01#			
5.1pF	±0.05pF	GRM1885C1H5R1WA01#			
	±0.1pF	GRM1885C1H5R1BA01#			
	±0.25pF	GRM1885C1H5R1CA01#			
5.2pF	±0.05pF	GRM1885C1H5R2WA01#			
	±0.1pF	GRM1885C1H5R2BA01#			
	±0.25pF	GRM1885C1H5R2CA01#			
5.3pF	±0.05pF	GRM1885C1H5R3WA01#			
	±0.1pF	GRM1885C1H5R3BA01#			
	±0.25pF	GRM1885C1H5R3CA01#			
			±0.5pF	GRM1885C1H5R3DA01#	

Part number # indicates the package specification code.

GRM Series
GJM Series
GMA Series
GMD Series
GQM Series
GRJ Series
GR3 Series
KRM Series
KR3 Series
LLA Series
LLL Series
LLM Series
LLR Series
⚠Caution/ Notice

GRM Series Temperature Compensating Type Part Number List

(→ ■ 1.6x0.8mm)

T max.	Rated Voltage	TC Code	Cap.	Tol.	Part Number
0.9mm	50Vdc	COG	5.4pF	±0.05pF	GRM1885C1H5R4WA01#
				±0.1pF	GRM1885C1H5R4BA01#
				±0.25pF	GRM1885C1H5R4CA01#
				±0.5pF	GRM1885C1H5R4DA01#
			5.5pF	±0.05pF	GRM1885C1H5R5WA01#
				±0.1pF	GRM1885C1H5R5BA01#
				±0.25pF	GRM1885C1H5R5CA01#
				±0.5pF	GRM1885C1H5R5DA01#
			5.6pF	±0.05pF	GRM1885C1H5R6WA01#
				±0.1pF	GRM1885C1H5R6BA01#
				±0.25pF	GRM1885C1H5R6CA01#
				±0.5pF	GRM1885C1H5R6DA01#
			5.7pF	±0.05pF	GRM1885C1H5R7WA01#
				±0.1pF	GRM1885C1H5R7BA01#
				±0.25pF	GRM1885C1H5R7CA01#
				±0.5pF	GRM1885C1H5R7DA01#
			5.8pF	±0.05pF	GRM1885C1H5R8WA01#
				±0.1pF	GRM1885C1H5R8BA01#
				±0.25pF	GRM1885C1H5R8CA01#
				±0.5pF	GRM1885C1H5R8DA01#
			5.9pF	±0.05pF	GRM1885C1H5R9WA01#
				±0.1pF	GRM1885C1H5R9BA01#
				±0.25pF	GRM1885C1H5R9CA01#
				±0.5pF	GRM1885C1H5R9DA01#
			6.0pF	±0.05pF	GRM1885C1H6R0WA01#
				±0.1pF	GRM1885C1H6R0BA01#
				±0.25pF	GRM1885C1H6R0CA01#
				±0.5pF	GRM1885C1H6R0DA01#
			6.1pF	±0.05pF	GRM1885C1H6R1WA01#
				±0.1pF	GRM1885C1H6R1BA01#
				±0.25pF	GRM1885C1H6R1CA01#
				±0.5pF	GRM1885C1H6R1DA01#
			6.2pF	±0.05pF	GRM1885C1H6R2WA01#
				±0.1pF	GRM1885C1H6R2BA01#
				±0.25pF	GRM1885C1H6R2CA01#
				±0.5pF	GRM1885C1H6R2DA01#
			6.3pF	±0.05pF	GRM1885C1H6R3WA01#
				±0.1pF	GRM1885C1H6R3BA01#
				±0.25pF	GRM1885C1H6R3CA01#
				±0.5pF	GRM1885C1H6R3DA01#
			6.4pF	±0.05pF	GRM1885C1H6R4WA01#
				±0.1pF	GRM1885C1H6R4BA01#
				±0.25pF	GRM1885C1H6R4CA01#
				±0.5pF	GRM1885C1H6R4DA01#
			6.5pF	±0.05pF	GRM1885C1H6R5WA01#
				±0.1pF	GRM1885C1H6R5BA01#
				±0.25pF	GRM1885C1H6R5CA01#
				±0.5pF	GRM1885C1H6R5DA01#
			6.6pF	±0.05pF	GRM1885C1H6R6WA01#
				±0.1pF	GRM1885C1H6R6BA01#
				±0.25pF	GRM1885C1H6R6CA01#
				±0.5pF	GRM1885C1H6R6DA01#
			6.7pF	±0.05pF	GRM1885C1H6R7WA01#
				±0.1pF	GRM1885C1H6R7BA01#

T max.	Rated Voltage	TC Code	Cap.	Tol.	Part Number
0.9mm	50Vdc	COG	6.7pF	±0.25pF	GRM1885C1H6R7CA01#
				±0.5pF	GRM1885C1H6R7DA01#
			6.8pF	±0.05pF	GRM1885C1H6R8WA01#
				±0.1pF	GRM1885C1H6R8BA01#
				±0.25pF	GRM1885C1H6R8CA01#
			6.9pF	±0.05pF	GRM1885C1H6R9WA01#
				±0.1pF	GRM1885C1H6R9BA01#
				±0.25pF	GRM1885C1H6R9CA01#
			7.0pF	±0.05pF	GRM1885C1H7R0WA01#
				±0.1pF	GRM1885C1H7R0BA01#
				±0.25pF	GRM1885C1H7R0CA01#
			7.1pF	±0.05pF	GRM1885C1H7R1WA01#
				±0.1pF	GRM1885C1H7R1BA01#
				±0.25pF	GRM1885C1H7R1CA01#
			7.2pF	±0.05pF	GRM1885C1H7R2WA01#
				±0.1pF	GRM1885C1H7R2BA01#
				±0.25pF	GRM1885C1H7R2CA01#
			7.3pF	±0.05pF	GRM1885C1H7R3WA01#
				±0.1pF	GRM1885C1H7R3BA01#
				±0.25pF	GRM1885C1H7R3CA01#
			7.4pF	±0.05pF	GRM1885C1H7R4WA01#
				±0.1pF	GRM1885C1H7R4BA01#
				±0.25pF	GRM1885C1H7R4CA01#
			7.5pF	±0.05pF	GRM1885C1H7R5WA01#
				±0.1pF	GRM1885C1H7R5BA01#
				±0.25pF	GRM1885C1H7R5CA01#
			7.6pF	±0.05pF	GRM1885C1H7R6WA01#
				±0.1pF	GRM1885C1H7R6BA01#
				±0.25pF	GRM1885C1H7R6CA01#
			7.7pF	±0.05pF	GRM1885C1H7R7WA01#
				±0.1pF	GRM1885C1H7R7BA01#
				±0.25pF	GRM1885C1H7R7CA01#
			7.8pF	±0.05pF	GRM1885C1H7R8WA01#
				±0.1pF	GRM1885C1H7R8BA01#
				±0.25pF	GRM1885C1H7R8CA01#
			7.9pF	±0.05pF	GRM1885C1H7R9WA01#
				±0.1pF	GRM1885C1H7R9BA01#
				±0.25pF	GRM1885C1H7R9CA01#
			8.0pF	±0.05pF	GRM1885C1H8R0WA01#
				±0.1pF	GRM1885C1H8R0BA01#
				±0.25pF	GRM1885C1H8R0CA01#

Part number # indicates the package specification code.

GRM Series
 GJM Series
 GMA Series
 GMD Series
 GQM Series
 GRJ Series
 GR3 Series
 KRM Series
 KR3 Series
 LLA Series
 LLL Series
 LLM Series
 LLR Series
 ⚠Caution/
 Notice

GRM Series Temperature Compensating Type Part Number List

(→ ■ 1.6x0.8mm)

T max.	Rated Voltage	TC Code	Cap.	Tol.	Part Number
0.9mm	50Vdc	COG	8.1pF	±0.05pF	GRM1885C1H8R1WA01#
				±0.1pF	GRM1885C1H8R1BA01#
				±0.25pF	GRM1885C1H8R1CA01#
				±0.5pF	GRM1885C1H8R1DA01#
			8.2pF	±0.05pF	GRM1885C1H8R2WA01#
				±0.1pF	GRM1885C1H8R2BA01#
				±0.25pF	GRM1885C1H8R2CA01#
				±0.5pF	GRM1885C1H8R2DA01#
			8.3pF	±0.05pF	GRM1885C1H8R3WA01#
				±0.1pF	GRM1885C1H8R3BA01#
				±0.25pF	GRM1885C1H8R3CA01#
				±0.5pF	GRM1885C1H8R3DA01#
			8.4pF	±0.05pF	GRM1885C1H8R4WA01#
				±0.1pF	GRM1885C1H8R4BA01#
				±0.25pF	GRM1885C1H8R4CA01#
				±0.5pF	GRM1885C1H8R4DA01#
			8.5pF	±0.05pF	GRM1885C1H8R5WA01#
				±0.1pF	GRM1885C1H8R5BA01#
				±0.25pF	GRM1885C1H8R5CA01#
				±0.5pF	GRM1885C1H8R5DA01#
			8.6pF	±0.05pF	GRM1885C1H8R6WA01#
				±0.1pF	GRM1885C1H8R6BA01#
				±0.25pF	GRM1885C1H8R6CA01#
				±0.5pF	GRM1885C1H8R6DA01#
			8.7pF	±0.05pF	GRM1885C1H8R7WA01#
				±0.1pF	GRM1885C1H8R7BA01#
				±0.25pF	GRM1885C1H8R7CA01#
				±0.5pF	GRM1885C1H8R7DA01#
			8.8pF	±0.05pF	GRM1885C1H8R8WA01#
				±0.1pF	GRM1885C1H8R8BA01#
				±0.25pF	GRM1885C1H8R8CA01#
				±0.5pF	GRM1885C1H8R8DA01#
			8.9pF	±0.05pF	GRM1885C1H8R9WA01#
				±0.1pF	GRM1885C1H8R9BA01#
				±0.25pF	GRM1885C1H8R9CA01#
				±0.5pF	GRM1885C1H8R9DA01#
			9.0pF	±0.05pF	GRM1885C1H9R0WA01#
				±0.1pF	GRM1885C1H9R0BA01#
				±0.25pF	GRM1885C1H9R0CA01#
				±0.5pF	GRM1885C1H9R0DA01#
			9.1pF	±0.05pF	GRM1885C1H9R1WA01#
				±0.1pF	GRM1885C1H9R1BA01#
				±0.25pF	GRM1885C1H9R1CA01#
				±0.5pF	GRM1885C1H9R1DA01#
			9.2pF	±0.05pF	GRM1885C1H9R2WA01#
				±0.1pF	GRM1885C1H9R2BA01#
				±0.25pF	GRM1885C1H9R2CA01#
				±0.5pF	GRM1885C1H9R2DA01#
9.3pF	±0.05pF	GRM1885C1H9R3WA01#			
	±0.1pF	GRM1885C1H9R3BA01#			
	±0.25pF	GRM1885C1H9R3CA01#			
	±0.5pF	GRM1885C1H9R3DA01#			
9.4pF	±0.05pF	GRM1885C1H9R4WA01#			
	±0.1pF	GRM1885C1H9R4BA01#			

T max.	Rated Voltage	TC Code	Cap.	Tol.	Part Number
0.9mm	50Vdc	COG	9.4pF	±0.25pF	GRM1885C1H9R4CA01#
				±0.5pF	GRM1885C1H9R4DA01#
			9.5pF	±0.05pF	GRM1885C1H9R5WA01#
				±0.1pF	GRM1885C1H9R5BA01#
				±0.25pF	GRM1885C1H9R5CA01#
			9.6pF	±0.05pF	GRM1885C1H9R6WA01#
				±0.1pF	GRM1885C1H9R6BA01#
				±0.25pF	GRM1885C1H9R6CA01#
			9.7pF	±0.05pF	GRM1885C1H9R7WA01#
				±0.1pF	GRM1885C1H9R7BA01#
				±0.25pF	GRM1885C1H9R7CA01#
			9.8pF	±0.05pF	GRM1885C1H9R8WA01#
				±0.1pF	GRM1885C1H9R8BA01#
				±0.25pF	GRM1885C1H9R8CA01#
			9.9pF	±0.05pF	GRM1885C1H9R9WA01#
				±0.1pF	GRM1885C1H9R9BA01#
				±0.25pF	GRM1885C1H9R9CA01#
			10pF	±5%	GRM1885C1H100JA01#
				±5%	GRM1885C1H120JA01#
			12pF	±5%	GRM1885C1H120JA01#
			15pF	±5%	GRM1885C1H150JA01#
			18pF	±5%	GRM1885C1H180JA01#
			22pF	±5%	GRM1885C1H220JA01#
			27pF	±5%	GRM1885C1H270JA01#
			33pF	±5%	GRM1885C1H330JA01#
			39pF	±5%	GRM1885C1H390JA01#
			47pF	±5%	GRM1885C1H470JA01#
			56pF	±5%	GRM1885C1H560JA01#
			68pF	±5%	GRM1885C1H680JA01#
			82pF	±5%	GRM1885C1H820JA01#
			100pF	±5%	GRM1885C1H101JA01#
			120pF	±5%	GRM1885C1H121JA01#
			150pF	±5%	GRM1885C1H151JA01#
			180pF	±5%	GRM1885C1H181JA01#
			220pF	±5%	GRM1885C1H221JA01#
			270pF	±5%	GRM1885C1H271JA01#
			330pF	±5%	GRM1885C1H331JA01#
			390pF	±5%	GRM1885C1H391JA01#
			470pF	±5%	GRM1885C1H471JA01#
			560pF	±5%	GRM1885C1H561JA01#
			680pF	±5%	GRM1885C1H681JA01#
			820pF	±5%	GRM1885C1H821JA01#
			1000pF	±5%	GRM1885C1H102JA01#
			1200pF	±5%	GRM1885C1H122JA01#
			1500pF	±5%	GRM1885C1H152JA01#
			1800pF	±5%	GRM1885C1H182JA01#
			2200pF	±5%	GRM1885C1H222JA01#
			2700pF	±5%	GRM1885C1H272JA01#
3300pF	±5%	GRM1885C1H332JA01#			
3900pF	±5%	GRM1885C1H392JA01#			

Part number # indicates the package specification code.

GRM Series
GJM Series
GMA Series
GMD Series
GQM Series
GRJ Series
GR3 Series
KRM Series
KR3 Series
LLA Series
LLL Series
LLM Series
LLR Series
⚠Caution/ Notice

GRM Series Temperature Compensating Type Part Number List

(→ ■ 1.6x0.8mm)

T max.	Rated Voltage	TC Code	Cap.	Tol.	Part Number	
0.9mm	50Vdc	COG	4700pF	±5%	GRM1885C1H472JA01#	
			5600pF	±5%	GRM1885C1H562JA01#	
			6800pF	±5%	GRM1885C1H682JA01#	
			8200pF	±5%	GRM1885C1H822JA01#	
			10000pF	±5%	GRM1885C1H103JA01#	
		CK	0.50pF	±0.05pF	GRM1884C1HR50WA01#	
				±0.1pF	GRM1884C1HR50BA01#	
			0.60pF	±0.05pF	GRM1884C1HR60WA01#	
				±0.1pF	GRM1884C1HR60BA01#	
			0.70pF	±0.05pF	GRM1884C1HR70WA01#	
				±0.1pF	GRM1884C1HR70BA01#	
			0.80pF	±0.05pF	GRM1884C1HR80WA01#	
				±0.1pF	GRM1884C1HR80BA01#	
			0.90pF	±0.05pF	GRM1884C1HR90WA01#	
				±0.1pF	GRM1884C1HR90BA01#	
			1.0pF	±0.05pF	GRM1884C1H1R0WA01#	
				±0.1pF	GRM1884C1H1R0BA01#	
				±0.25pF	GRM1884C1H1R0CA01#	
			1.1pF	±0.05pF	GRM1884C1H1R1WA01#	
				±0.1pF	GRM1884C1H1R1BA01#	
				±0.25pF	GRM1884C1H1R1CA01#	
			1.2pF	±0.05pF	GRM1884C1H1R2WA01#	
				±0.1pF	GRM1884C1H1R2BA01#	
				±0.25pF	GRM1884C1H1R2CA01#	
			1.3pF	±0.05pF	GRM1884C1H1R3WA01#	
				±0.1pF	GRM1884C1H1R3BA01#	
				±0.25pF	GRM1884C1H1R3CA01#	
			1.4pF	±0.05pF	GRM1884C1H1R4WA01#	
				±0.1pF	GRM1884C1H1R4BA01#	
				±0.25pF	GRM1884C1H1R4CA01#	
			1.5pF	±0.05pF	GRM1884C1H1R5WA01#	
				±0.1pF	GRM1884C1H1R5BA01#	
				±0.25pF	GRM1884C1H1R5CA01#	
			1.6pF	±0.05pF	GRM1884C1H1R6WA01#	
				±0.1pF	GRM1884C1H1R6BA01#	
				±0.25pF	GRM1884C1H1R6CA01#	
			1.7pF	±0.05pF	GRM1884C1H1R7WA01#	
				±0.1pF	GRM1884C1H1R7BA01#	
				±0.25pF	GRM1884C1H1R7CA01#	
			1.8pF	±0.05pF	GRM1884C1H1R8WA01#	
				±0.1pF	GRM1884C1H1R8BA01#	
				±0.25pF	GRM1884C1H1R8CA01#	
			1.9pF	±0.05pF	GRM1884C1H1R9WA01#	
				±0.1pF	GRM1884C1H1R9BA01#	
				±0.25pF	GRM1884C1H1R9CA01#	
			2.0pF	±0.05pF	GRM1884C1H2R0WA01#	
				±0.1pF	GRM1884C1H2R0BA01#	
				±0.25pF	GRM1884C1H2R0CA01#	
			CJ	2.1pF	±0.05pF	GRM1883C1H2R1WA01#
					±0.1pF	GRM1883C1H2R1BA01#
±0.25pF	GRM1883C1H2R1CA01#					
2.2pF	±0.05pF	GRM1883C1H2R2WA01#				
	±0.1pF	GRM1883C1H2R2BA01#				
	±0.25pF	GRM1883C1H2R2CA01#				

T max.	Rated Voltage	TC Code	Cap.	Tol.	Part Number
0.9mm	50Vdc	CJ	2.3pF	±0.05pF	GRM1883C1H2R3WA01#
				±0.1pF	GRM1883C1H2R3BA01#
				±0.25pF	GRM1883C1H2R3CA01#
			2.4pF	±0.05pF	GRM1883C1H2R4WA01#
				±0.1pF	GRM1883C1H2R4BA01#
				±0.25pF	GRM1883C1H2R4CA01#
			2.5pF	±0.05pF	GRM1883C1H2R5WA01#
				±0.1pF	GRM1883C1H2R5BA01#
				±0.25pF	GRM1883C1H2R5CA01#
			2.6pF	±0.05pF	GRM1883C1H2R6WA01#
				±0.1pF	GRM1883C1H2R6BA01#
				±0.25pF	GRM1883C1H2R6CA01#
			2.7pF	±0.05pF	GRM1883C1H2R7WA01#
				±0.1pF	GRM1883C1H2R7BA01#
				±0.25pF	GRM1883C1H2R7CA01#
			2.8pF	±0.05pF	GRM1883C1H2R8WA01#
				±0.1pF	GRM1883C1H2R8BA01#
				±0.25pF	GRM1883C1H2R8CA01#
			2.9pF	±0.05pF	GRM1883C1H2R9WA01#
				±0.1pF	GRM1883C1H2R9BA01#
				±0.25pF	GRM1883C1H2R9CA01#
			3.0pF	±0.05pF	GRM1883C1H3R0WA01#
				±0.1pF	GRM1883C1H3R0BA01#
				±0.25pF	GRM1883C1H3R0CA01#
			3.1pF	±0.05pF	GRM1883C1H3R1WA01#
				±0.1pF	GRM1883C1H3R1BA01#
				±0.25pF	GRM1883C1H3R1CA01#
			3.2pF	±0.05pF	GRM1883C1H3R2WA01#
				±0.1pF	GRM1883C1H3R2BA01#
				±0.25pF	GRM1883C1H3R2CA01#
			3.3pF	±0.05pF	GRM1883C1H3R3WA01#
				±0.1pF	GRM1883C1H3R3BA01#
				±0.25pF	GRM1883C1H3R3CA01#
			3.4pF	±0.05pF	GRM1883C1H3R4WA01#
				±0.1pF	GRM1883C1H3R4BA01#
				±0.25pF	GRM1883C1H3R4CA01#
			3.5pF	±0.05pF	GRM1883C1H3R5WA01#
				±0.1pF	GRM1883C1H3R5BA01#
				±0.25pF	GRM1883C1H3R5CA01#
			3.6pF	±0.05pF	GRM1883C1H3R6WA01#
				±0.1pF	GRM1883C1H3R6BA01#
				±0.25pF	GRM1883C1H3R6CA01#
			3.7pF	±0.05pF	GRM1883C1H3R7WA01#
				±0.1pF	GRM1883C1H3R7BA01#
				±0.25pF	GRM1883C1H3R7CA01#
3.8pF	±0.05pF	GRM1883C1H3R8WA01#			
	±0.1pF	GRM1883C1H3R8BA01#			
	±0.25pF	GRM1883C1H3R8CA01#			
3.9pF	±0.05pF	GRM1883C1H3R9WA01#			
	±0.1pF	GRM1883C1H3R9BA01#			
	±0.25pF	GRM1883C1H3R9CA01#			
CH	4.0pF	±0.05pF	GRM1882C1H4R0WA01#		
		±0.1pF	GRM1882C1H4R0BA01#		
		±0.25pF	GRM1882C1H4R0CA01#		

Part number # indicates the package specification code.

GRM Series
 GJM Series
 GMA Series
 GMD Series
 GQM Series
 GRJ Series
 GR3 Series
 KRM Series
 KR3 Series
 LLA Series
 LLL Series
 LLM Series
 LLR Series
 ⚠Caution/
 Notice

GRM Series Temperature Compensating Type Part Number List

(→ ■ 1.6x0.8mm)

T max.	Rated Voltage	TC Code	Cap.	Tol.	Part Number
0.9mm	50Vdc	CH	4.1pF	±0.05pF	GRM1882C1H4R1WA01#
				±0.1pF	GRM1882C1H4R1BA01#
				±0.25pF	GRM1882C1H4R1CA01#
			4.2pF	±0.05pF	GRM1882C1H4R2WA01#
				±0.1pF	GRM1882C1H4R2BA01#
				±0.25pF	GRM1882C1H4R2CA01#
			4.3pF	±0.05pF	GRM1882C1H4R3WA01#
				±0.1pF	GRM1882C1H4R3BA01#
				±0.25pF	GRM1882C1H4R3CA01#
			4.4pF	±0.05pF	GRM1882C1H4R4WA01#
				±0.1pF	GRM1882C1H4R4BA01#
				±0.25pF	GRM1882C1H4R4CA01#
			4.5pF	±0.05pF	GRM1882C1H4R5WA01#
				±0.1pF	GRM1882C1H4R5BA01#
				±0.25pF	GRM1882C1H4R5CA01#
			4.6pF	±0.05pF	GRM1882C1H4R6WA01#
				±0.1pF	GRM1882C1H4R6BA01#
				±0.25pF	GRM1882C1H4R6CA01#
			4.7pF	±0.05pF	GRM1882C1H4R7WA01#
				±0.1pF	GRM1882C1H4R7BA01#
				±0.25pF	GRM1882C1H4R7CA01#
			4.8pF	±0.05pF	GRM1882C1H4R8WA01#
				±0.1pF	GRM1882C1H4R8BA01#
				±0.25pF	GRM1882C1H4R8CA01#
			4.9pF	±0.05pF	GRM1882C1H4R9WA01#
				±0.1pF	GRM1882C1H4R9BA01#
				±0.25pF	GRM1882C1H4R9CA01#
			5.0pF	±0.05pF	GRM1882C1H5R0WA01#
				±0.1pF	GRM1882C1H5R0BA01#
				±0.25pF	GRM1882C1H5R0CA01#
			5.1pF	±0.05pF	GRM1882C1H5R1WA01#
				±0.1pF	GRM1882C1H5R1BA01#
				±0.25pF	GRM1882C1H5R1CA01#
				±0.5pF	GRM1882C1H5R1DA01#
			5.2pF	±0.05pF	GRM1882C1H5R2WA01#
				±0.1pF	GRM1882C1H5R2BA01#
				±0.25pF	GRM1882C1H5R2CA01#
			5.3pF	±0.05pF	GRM1882C1H5R3WA01#
				±0.1pF	GRM1882C1H5R3BA01#
				±0.25pF	GRM1882C1H5R3CA01#
			5.4pF	±0.05pF	GRM1882C1H5R4WA01#
				±0.1pF	GRM1882C1H5R4BA01#
				±0.25pF	GRM1882C1H5R4CA01#
			5.5pF	±0.05pF	GRM1882C1H5R5WA01#
				±0.1pF	GRM1882C1H5R5BA01#
				±0.25pF	GRM1882C1H5R5CA01#
			5.6pF	±0.05pF	GRM1882C1H5R6WA01#
				±0.1pF	GRM1882C1H5R6BA01#
				±0.25pF	GRM1882C1H5R6CA01#
			5.7pF	±0.05pF	GRM1882C1H5R7WA01#
				±0.1pF	GRM1882C1H5R7BA01#
				±0.25pF	GRM1882C1H5R7CA01#
			5.8pF	±0.05pF	GRM1882C1H5R8WA01#
				±0.1pF	GRM1882C1H5R8BA01#
				±0.25pF	GRM1882C1H5R8CA01#
			5.9pF	±0.05pF	GRM1882C1H5R9WA01#
				±0.1pF	GRM1882C1H5R9BA01#
				±0.25pF	GRM1882C1H5R9CA01#
			6.0pF	±0.05pF	GRM1882C1H6R0WA01#
				±0.1pF	GRM1882C1H6R0BA01#
±0.25pF	GRM1882C1H6R0CA01#				
6.1pF	±0.05pF	GRM1882C1H6R1WA01#			
	±0.1pF	GRM1882C1H6R1BA01#			
	±0.25pF	GRM1882C1H6R1CA01#			
6.2pF	±0.05pF	GRM1882C1H6R2WA01#			
	±0.1pF	GRM1882C1H6R2BA01#			
	±0.25pF	GRM1882C1H6R2CA01#			
6.3pF	±0.05pF	GRM1882C1H6R3WA01#			
	±0.1pF	GRM1882C1H6R3BA01#			
	±0.25pF	GRM1882C1H6R3CA01#			
6.4pF	±0.05pF	GRM1882C1H6R4WA01#			
	±0.1pF	GRM1882C1H6R4BA01#			
	±0.25pF	GRM1882C1H6R4CA01#			
6.5pF	±0.05pF	GRM1882C1H6R5WA01#			
	±0.1pF	GRM1882C1H6R5BA01#			
	±0.25pF	GRM1882C1H6R5CA01#			
6.6pF	±0.05pF	GRM1882C1H6R6WA01#			
	±0.1pF	GRM1882C1H6R6BA01#			
	±0.25pF	GRM1882C1H6R6CA01#			
6.7pF	±0.05pF	GRM1882C1H6R7WA01#			
	±0.1pF	GRM1882C1H6R7BA01#			
	±0.25pF	GRM1882C1H6R7CA01#			
6.8pF	±0.05pF	GRM1882C1H6R8WA01#			
	±0.1pF	GRM1882C1H6R8BA01#			
	±0.25pF	GRM1882C1H6R8CA01#			
6.9pF	±0.05pF	GRM1882C1H6R9WA01#			
	±0.1pF	GRM1882C1H6R9BA01#			
	±0.25pF	GRM1882C1H6R9CA01#			
7.0pF	±0.05pF	GRM1882C1H7R0WA01#			
	±0.1pF	GRM1882C1H7R0BA01#			

T max.	Rated Voltage	TC Code	Cap.	Tol.	Part Number
0.9mm	50Vdc	CH	5.7pF	±0.05pF	GRM1882C1H5R7WA01#
				±0.1pF	GRM1882C1H5R7BA01#
				±0.25pF	GRM1882C1H5R7CA01#
			5.8pF	±0.05pF	GRM1882C1H5R8WA01#
				±0.1pF	GRM1882C1H5R8BA01#
				±0.25pF	GRM1882C1H5R8CA01#
			5.9pF	±0.05pF	GRM1882C1H5R9WA01#
				±0.1pF	GRM1882C1H5R9BA01#
				±0.25pF	GRM1882C1H5R9CA01#
			6.0pF	±0.05pF	GRM1882C1H6R0WA01#
				±0.1pF	GRM1882C1H6R0BA01#
				±0.25pF	GRM1882C1H6R0CA01#
			6.1pF	±0.05pF	GRM1882C1H6R1WA01#
				±0.1pF	GRM1882C1H6R1BA01#
				±0.25pF	GRM1882C1H6R1CA01#
			6.2pF	±0.05pF	GRM1882C1H6R2WA01#
				±0.1pF	GRM1882C1H6R2BA01#
				±0.25pF	GRM1882C1H6R2CA01#
			6.3pF	±0.05pF	GRM1882C1H6R3WA01#
				±0.1pF	GRM1882C1H6R3BA01#
				±0.25pF	GRM1882C1H6R3CA01#
			6.4pF	±0.05pF	GRM1882C1H6R4WA01#
				±0.1pF	GRM1882C1H6R4BA01#
				±0.25pF	GRM1882C1H6R4CA01#
			6.5pF	±0.05pF	GRM1882C1H6R5WA01#
				±0.1pF	GRM1882C1H6R5BA01#
				±0.25pF	GRM1882C1H6R5CA01#
			6.6pF	±0.05pF	GRM1882C1H6R6WA01#
				±0.1pF	GRM1882C1H6R6BA01#
				±0.25pF	GRM1882C1H6R6CA01#
			6.7pF	±0.05pF	GRM1882C1H6R7WA01#
				±0.1pF	GRM1882C1H6R7BA01#
				±0.25pF	GRM1882C1H6R7CA01#
			6.8pF	±0.05pF	GRM1882C1H6R8WA01#
				±0.1pF	GRM1882C1H6R8BA01#
				±0.25pF	GRM1882C1H6R8CA01#
			6.9pF	±0.05pF	GRM1882C1H6R9WA01#
				±0.1pF	GRM1882C1H6R9BA01#
				±0.25pF	GRM1882C1H6R9CA01#
			7.0pF	±0.05pF	GRM1882C1H7R0WA01#
				±0.1pF	GRM1882C1H7R0BA01#

Part number # indicates the package specification code.

GRM Series
GJM Series
GMA Series
GMD Series
GQM Series
GRJ Series
GR3 Series
KRM Series
KR3 Series
LLA Series
LLL Series
LLM Series
LLR Series
⚠Caution/Notice

GRM Series Temperature Compensating Type Part Number List

(→ ■ 1.6x0.8mm)

T max.	Rated Voltage	TC Code	Cap.	Tol.	Part Number
0.9mm	50Vdc	CH	7.0pF	±0.25pF	GRM1882C1H7R0CA01#
				±0.5pF	GRM1882C1H7R0DA01#
			7.1pF	±0.05pF	GRM1882C1H7R1WA01#
				±0.1pF	GRM1882C1H7R1BA01#
				±0.25pF	GRM1882C1H7R1CA01#
			7.2pF	±0.05pF	GRM1882C1H7R2WA01#
				±0.1pF	GRM1882C1H7R2BA01#
			7.3pF	±0.05pF	GRM1882C1H7R3WA01#
				±0.1pF	GRM1882C1H7R3BA01#
				±0.25pF	GRM1882C1H7R3CA01#
			7.4pF	±0.05pF	GRM1882C1H7R4WA01#
				±0.1pF	GRM1882C1H7R4BA01#
				±0.25pF	GRM1882C1H7R4CA01#
				±0.5pF	GRM1882C1H7R4DA01#
			7.5pF	±0.05pF	GRM1882C1H7R5WA01#
				±0.1pF	GRM1882C1H7R5BA01#
				±0.25pF	GRM1882C1H7R5CA01#
				±0.5pF	GRM1882C1H7R5DA01#
			7.6pF	±0.05pF	GRM1882C1H7R6WA01#
				±0.1pF	GRM1882C1H7R6BA01#
				±0.25pF	GRM1882C1H7R6CA01#
				±0.5pF	GRM1882C1H7R6DA01#
			7.7pF	±0.05pF	GRM1882C1H7R7WA01#
				±0.1pF	GRM1882C1H7R7BA01#
				±0.25pF	GRM1882C1H7R7CA01#
				±0.5pF	GRM1882C1H7R7DA01#
			7.8pF	±0.05pF	GRM1882C1H7R8WA01#
				±0.1pF	GRM1882C1H7R8BA01#
				±0.25pF	GRM1882C1H7R8CA01#
				±0.5pF	GRM1882C1H7R8DA01#
			7.9pF	±0.05pF	GRM1882C1H7R9WA01#
				±0.1pF	GRM1882C1H7R9BA01#
				±0.25pF	GRM1882C1H7R9CA01#
				±0.5pF	GRM1882C1H7R9DA01#
			8.0pF	±0.05pF	GRM1882C1H8R0WA01#
				±0.1pF	GRM1882C1H8R0BA01#
				±0.25pF	GRM1882C1H8R0CA01#
				±0.5pF	GRM1882C1H8R0DA01#
			8.1pF	±0.05pF	GRM1882C1H8R1WA01#
				±0.1pF	GRM1882C1H8R1BA01#
				±0.25pF	GRM1882C1H8R1CA01#
				±0.5pF	GRM1882C1H8R1DA01#
			8.2pF	±0.05pF	GRM1882C1H8R2WA01#
				±0.1pF	GRM1882C1H8R2BA01#
				±0.25pF	GRM1882C1H8R2CA01#
				±0.5pF	GRM1882C1H8R2DA01#
			8.3pF	±0.05pF	GRM1882C1H8R3WA01#
				±0.1pF	GRM1882C1H8R3BA01#
				±0.25pF	GRM1882C1H8R3CA01#
				±0.5pF	GRM1882C1H8R3DA01#

T max.	Rated Voltage	TC Code	Cap.	Tol.	Part Number
0.9mm	50Vdc	CH	8.4pF	±0.05pF	GRM1882C1H8R4WA01#
				±0.1pF	GRM1882C1H8R4BA01#
				±0.25pF	GRM1882C1H8R4CA01#
				±0.5pF	GRM1882C1H8R4DA01#
			8.5pF	±0.05pF	GRM1882C1H8R5WA01#
				±0.1pF	GRM1882C1H8R5BA01#
				±0.25pF	GRM1882C1H8R5CA01#
			8.6pF	±0.05pF	GRM1882C1H8R6WA01#
				±0.1pF	GRM1882C1H8R6BA01#
				±0.25pF	GRM1882C1H8R6CA01#
			8.7pF	±0.05pF	GRM1882C1H8R7WA01#
				±0.1pF	GRM1882C1H8R7BA01#
				±0.25pF	GRM1882C1H8R7CA01#
			8.8pF	±0.05pF	GRM1882C1H8R8WA01#
				±0.1pF	GRM1882C1H8R8BA01#
				±0.25pF	GRM1882C1H8R8CA01#
			8.9pF	±0.05pF	GRM1882C1H8R9WA01#
				±0.1pF	GRM1882C1H8R9BA01#
				±0.25pF	GRM1882C1H8R9CA01#
			9.0pF	±0.05pF	GRM1882C1H9R0WA01#
				±0.1pF	GRM1882C1H9R0BA01#
				±0.25pF	GRM1882C1H9R0CA01#
			9.1pF	±0.05pF	GRM1882C1H9R1WA01#
				±0.1pF	GRM1882C1H9R1BA01#
				±0.25pF	GRM1882C1H9R1CA01#
			9.2pF	±0.05pF	GRM1882C1H9R2WA01#
				±0.1pF	GRM1882C1H9R2BA01#
				±0.25pF	GRM1882C1H9R2CA01#
			9.3pF	±0.05pF	GRM1882C1H9R3WA01#
				±0.1pF	GRM1882C1H9R3BA01#
				±0.25pF	GRM1882C1H9R3CA01#
			9.4pF	±0.05pF	GRM1882C1H9R4WA01#
				±0.1pF	GRM1882C1H9R4BA01#
				±0.25pF	GRM1882C1H9R4CA01#
			9.5pF	±0.05pF	GRM1882C1H9R5WA01#
				±0.1pF	GRM1882C1H9R5BA01#
				±0.25pF	GRM1882C1H9R5CA01#
			9.6pF	±0.05pF	GRM1882C1H9R6WA01#
				±0.1pF	GRM1882C1H9R6BA01#
				±0.25pF	GRM1882C1H9R6CA01#
			9.7pF	±0.05pF	GRM1882C1H9R7WA01#
				±0.1pF	GRM1882C1H9R7BA01#

Part number # indicates the package specification code.

GRM Series
 GJM Series
 GMA Series
 GMD Series
 GQM Series
 GRJ Series
 GR3 Series
 KRM Series
 KR3 Series
 LLA Series
 LLL Series
 LLM Series
 LLR Series
 ⚠Caution/
 Notice

GRM Series Temperature Compensating Type Part Number List

(→ ■ 1.6x0.8mm)

T max.	Rated Voltage	TC Code	Cap.	Tol.	Part Number	
0.9mm	50Vdc	CH	9.7pF	±0.25pF	GRM1882C1H9R7CA01#	
				±0.5pF	GRM1882C1H9R7DA01#	
			9.8pF	±0.05pF	GRM1882C1H9R8WA01#	
				±0.1pF	GRM1882C1H9R8BA01#	
				±0.25pF	GRM1882C1H9R8CA01#	
				±0.5pF	GRM1882C1H9R8DA01#	
			9.9pF	±0.05pF	GRM1882C1H9R9WA01#	
				±0.1pF	GRM1882C1H9R9BA01#	
				±0.25pF	GRM1882C1H9R9CA01#	
				±0.5pF	GRM1882C1H9R9DA01#	
			10pF	±5%	GRM1882C1H100JA01#	
			12pF	±5%	GRM1882C1H120JA01#	
			15pF	±5%	GRM1882C1H150JA01#	
			18pF	±5%	GRM1882C1H180JA01#	
			22pF	±5%	GRM1882C1H220JA01#	
			27pF	±5%	GRM1882C1H270JA01#	
			33pF	±5%	GRM1882C1H330JA01#	
			39pF	±5%	GRM1882C1H390JA01#	
			47pF	±5%	GRM1882C1H470JA01#	
			56pF	±5%	GRM1882C1H560JA01#	
			68pF	±5%	GRM1882C1H680JA01#	
			82pF	±5%	GRM1882C1H820JA01#	
			100pF	±5%	GRM1882C1H101JA01#	
			120pF	±5%	GRM1882C1H121JA01#	
			150pF	±5%	GRM1882C1H151JA01#	
			180pF	±5%	GRM1882C1H181JA01#	
			220pF	±5%	GRM1882C1H221JA01#	
			270pF	±5%	GRM1882C1H271JA01#	
			330pF	±5%	GRM1882C1H331JA01#	
			390pF	±5%	GRM1882C1H391JA01#	
			470pF	±5%	GRM1882C1H471JA01#	
			560pF	±5%	GRM1882C1H561JA01#	
			680pF	±5%	GRM1882C1H681JA01#	
			820pF	±5%	GRM1882C1H821JA01#	
			1000pF	±5%	GRM1882C1H102JA01#	
			1200pF	±5%	GRM1882C1H122JA01#	
			1500pF	±5%	GRM1882C1H152JA01#	
			1800pF	±5%	GRM1882C1H182JA01#	
			2200pF	±5%	GRM1882C1H222JA01#	
			2700pF	±5%	GRM1882C1H272JA01#	
			3300pF	±5%	GRM1882C1H332JA01#	
			3900pF	±5%	GRM1882C1H392JA01#	
			4700pF	±5%	GRM1882C1H472JA01#	
			5600pF	±5%	GRM1882C1H562JA01#	
			6800pF	±5%	GRM1882C1H682JA01#	
			8200pF	±5%	GRM1882C1H822JA01#	
			10000pF	±5%	GRM1882C1H103JA01#	
			SL	1200pF	±5%	GRM1881X1H122JA01#
				1500pF	±5%	GRM1881X1H152JA01#
				1800pF	±5%	GRM1881X1H182JA01#
2200pF	±5%	GRM1881X1H222JA01#				
2700pF	±5%	GRM1881X1H272JA01#				
3300pF	±5%	GRM1881X1H332JA01#				
3900pF	±5%	GRM1881X1H392JA01#				
4700pF	±5%	GRM1881X1H472JA01#				

T max.	Rated Voltage	TC Code	Cap.	Tol.	Part Number	
0.9mm	50Vdc	SL	4700pF	±5%	GRM1881X1H472JA01#	
			5600pF	±5%	GRM1881X1H562JA01#	
			6800pF	±5%	GRM1881X1H682JA01#	
			8200pF	±5%	GRM1881X1H822JA01#	
			10000pF	±5%	GRM1881X1H103JA01#	
			U2J	1200pF	±5%	GRM1887U1H122JA01#
				1500pF	±5%	GRM1887U1H152JA01#
				1800pF	±5%	GRM1887U1H182JA01#
				2200pF	±5%	GRM1887U1H222JA01#
				2700pF	±5%	GRM1887U1H272JA01#
				3300pF	±5%	GRM1887U1H332JA01#
				3900pF	±5%	GRM1887U1H392JA01#
				4700pF	±5%	GRM1887U1H472JA01#
				5600pF	±5%	GRM1887U1H562JA01#
				6800pF	±5%	GRM1887U1H682JA01#
			UJ	1000pF	±5%	GRM1883U1H102JA01#
				1200pF	±5%	GRM1883U1H122JA01#
				1500pF	±5%	GRM1883U1H152JA01#
				1800pF	±5%	GRM1883U1H182JA01#
				2200pF	±5%	GRM1883U1H222JA01#
		2700pF		±5%	GRM1883U1H272JA01#	
		3300pF		±5%	GRM1883U1H332JA01#	
		3900pF		±5%	GRM1883U1H392JA01#	
		4700pF		±5%	GRM1883U1H472JA01#	
		5600pF		±5%	GRM1883U1H562JA01#	
		10Vdc	SL	1200pF	±5%	GRM1881X1A123JA01#
				1500pF	±5%	GRM1881X1A153JA01#
				1800pF	±5%	GRM1881X1A183JA01#
				2200pF	±5%	GRM1881X1A223JA01#
				2700pF	±5%	GRM1881X1A273JA01#
			U2J	1200pF	±5%	GRM1887U1A123JA01#
				1500pF	±5%	GRM1887U1A153JA01#
				1800pF	±5%	GRM1887U1A183JA01#
				2200pF	±5%	GRM1887U1A223JA01#
				2700pF	±5%	GRM1887U1A273JA01#
		UJ	1200pF	±5%	GRM1883U1A123JA01#	
			1500pF	±5%	GRM1883U1A153JA01#	
			1800pF	±5%	GRM1883U1A183JA01#	
			2200pF	±5%	GRM1883U1A223JA01#	
			2700pF	±5%	GRM1883U1A273JA01#	

■ 2.0x1.25mm

T max.	Rated Voltage	TC Code	Cap.	Tol.	Part Number
0.7mm	100Vdc	C0G	100pF	±5%	GRM2165C2A101JA01#
			120pF	±5%	GRM2165C2A121JA01#
			150pF	±5%	GRM2165C2A151JA01#
			180pF	±5%	GRM2165C2A181JA01#
			220pF	±5%	GRM2165C2A221JA01#
			270pF	±5%	GRM2165C2A271JA01#
			330pF	±5%	GRM2165C2A331JA01#

Part number # indicates the package specification code.

GRM Series
GJM Series
GMA Series
GMD Series
GQM Series
GRJ Series
GR3 Series
KRM Series
KR3 Series
LLA Series
LLL Series
LLM Series
LLR Series
⚠Caution/Notice

GRM Series Temperature Compensating Type Part Number List

(→ ■ 2.0x1.25mm)

T max.	Rated Voltage	TC Code	Cap.	Tol.	Part Number			
0.7mm	100Vdc	C0G	390pF	±5%	GRM2165C2A391JA01#			
			470pF	±5%	GRM2165C2A471JA01#			
			560pF	±5%	GRM2165C2A561JA01#			
			680pF	±5%	GRM2165C2A681JA01#			
			820pF	±5%	GRM2165C2A821JA01#			
			1000pF	±5%	GRM2165C2A102JA01#			
			1200pF	±5%	GRM2165C2A122JA01#			
			1500pF	±5%	GRM2165C2A152JA01#			
			1800pF	±5%	GRM2165C2A182JA01#			
			2200pF	±5%	GRM2165C2A222JA01#			
			2700pF	±5%	GRM2165C2A272JA01#			
			3300pF	±5%	GRM2165C2A332JA01#			
			CH	100pF	±5%	GRM2162C2A101JA01#		
				120pF	±5%	GRM2162C2A121JA01#		
				150pF	±5%	GRM2162C2A151JA01#		
				180pF	±5%	GRM2162C2A181JA01#		
				220pF	±5%	GRM2162C2A221JA01#		
				270pF	±5%	GRM2162C2A271JA01#		
				330pF	±5%	GRM2162C2A331JA01#		
				390pF	±5%	GRM2162C2A391JA01#		
				470pF	±5%	GRM2162C2A471JA01#		
				560pF	±5%	GRM2162C2A561JA01#		
				680pF	±5%	GRM2162C2A681JA01#		
			50Vdc	C0G	1200pF	±5%	GRM2165C1H122JA01#	
					1500pF	±5%	GRM2165C1H152JA01#	
					1800pF	±5%	GRM2165C1H182JA01#	
					2200pF	±5%	GRM2165C1H222JA01#	
					2700pF	±5%	GRM2165C1H272JA01#	
					3300pF	±5%	GRM2165C1H332JA01#	
					3900pF	±5%	GRM2165C1H392JA01#	
					4700pF	±5%	GRM2165C1H472JA01#	
					CH	1200pF	±5%	GRM2162C1H122JA01#
						1500pF	±5%	GRM2162C1H152JA01#
	1800pF	±5%	GRM2162C1H182JA01#					
	2200pF	±5%	GRM2162C1H222JA01#					
	2700pF	±5%	GRM2162C1H272JA01#					
	3300pF	±5%	GRM2162C1H332JA01#					
	3900pF	±5%	GRM2162C1H392JA01#					
	SL	12000pF	±5%	GRM2161X1H123JA01#				
		15000pF	±5%	GRM2161X1H153JA01#				
		18000pF	±5%	GRM2161X1H183JA01#				
	U2J	12000pF	±5%	GRM2167U1H123JA01#				
		15000pF	±5%	GRM2167U1H153JA01#				
		18000pF	±5%	GRM2167U1H183JA01#				
UJ	10000pF	±5%	GRM2163U1H103JA01#					

T max.	Rated Voltage	TC Code	Cap.	Tol.	Part Number	
0.7mm	50Vdc	UJ	12000pF	±5%	GRM2163U1H123JA01#	
			15000pF	±5%	GRM2163U1H153JA01#	
			18000pF	±5%	GRM2163U1H183JA01#	
0.95mm	50Vdc	C0G	5600pF	±5%	GRM2195C1H562JA01#	
			6800pF	±5%	GRM2195C1H682JA01#	
			8200pF	±5%	GRM2195C1H822JA01#	
			10000pF	±5%	GRM2195C1H103JA01#	
			12000pF	±5%	GRM2195C1H123JA01#	
			15000pF	±5%	GRM2195C1H153JA01#	
			CH	5600pF	±5%	GRM2192C1H562JA01#
				6800pF	±5%	GRM2192C1H682JA01#
				8200pF	±5%	GRM2192C1H822JA01#
				10000pF	±5%	GRM2192C1H103JA01#
				12000pF	±5%	GRM2192C1H123JA01#
				15000pF	±5%	GRM2192C1H153JA01#
	10Vdc	SL	22000pF	±5%	GRM2191X1H223JA01#	
			27000pF	±5%	GRM2191X1H273JA01#	
			U2J	22000pF	±5%	GRM2197U1H223JA01#
		UJ	22000pF	±5%	GRM2193U1H223JA01#	
		UJ	27000pF	±5%	GRM2197U1H273JA01#	
		UJ	27000pF	±5%	GRM2193U1H273JA01#	
1.0mm	250Vdc	C0G	10pF	±5%	GRM21A5C2E100JW01#	
			12pF	±5%	GRM21A5C2E120JW01#	
			15pF	±5%	GRM21A5C2E150JW01#	
			18pF	±5%	GRM21A5C2E180JW01#	
			22pF	±5%	GRM21A5C2E220JW01#	
			27pF	±5%	GRM21A5C2E270JW01#	
			33pF	±5%	GRM21A5C2E330JW01#	
			39pF	±5%	GRM21A5C2E390JW01#	
			47pF	±5%	GRM21A5C2E470JW01#	
			56pF	±5%	GRM21A5C2E560JW01#	
			68pF	±5%	GRM21A5C2E680JW01#	
			82pF	±5%	GRM21A5C2E820JW01#	
			100pF	±5%	GRM21A5C2E101JW01#	
			120pF	±5%	GRM21A5C2E121JW01#	
			150pF	±5%	GRM21A5C2E151JW01#	
			180pF	±5%	GRM21A5C2E181JW01#	
			220pF	±5%	GRM21A5C2E221JW01#	
			270pF	±5%	GRM21A5C2E271JW01#	
			330pF	±5%	GRM21A5C2E331JW01#	
			U2J	100pF	±5%	GRM21A7U2E101JW31#
				120pF	±5%	GRM21A7U2E121JW31#
				150pF	±5%	GRM21A7U2E151JW31#
				180pF	±5%	GRM21A7U2E181JW31#
				220pF	±5%	GRM21A7U2E221JW31#
270pF	±5%	GRM21A7U2E271JW31#				
330pF	±5%	GRM21A7U2E331JW31#				
390pF	±5%	GRM21A7U2E391JW31#				
470pF	±5%	GRM21A7U2E471JW31#				
560pF	±5%	GRM21A7U2E561JW31#				
680pF	±5%	GRM21A7U2E681JW31#				

Part number # indicates the package specification code.

GRM Series Temperature Compensating Type Part Number List

(→ ■ 2.0x1.25mm)

T max.	Rated Voltage	TC Code	Cap.	Tol.	Part Number	
1.0mm	250Vdc	U2J	820pF	±5%	GRM21A7U2E821JW31#	
			1000pF	±5%	GRM21A7U2E102JW31#	
			1200pF	±5%	GRM21A7U2E122JW31#	
			1500pF	±5%	GRM21A7U2E152JW31#	
			1800pF	±5%	GRM21A7U2E182JW31#	
			2200pF	±5%	GRM21A7U2E222JW31#	
		200Vdc	C0G	10pF	±5%	GRM21A5C2D100JW01#
				12pF	±5%	GRM21A5C2D120JW01#
				15pF	±5%	GRM21A5C2D150JW01#
				18pF	±5%	GRM21A5C2D180JW01#
				22pF	±5%	GRM21A5C2D220JW01#
				27pF	±5%	GRM21A5C2D270JW01#
	33pF			±5%	GRM21A5C2D330JW01#	
	39pF			±5%	GRM21A5C2D390JW01#	
	47pF			±5%	GRM21A5C2D470JW01#	
	56pF			±5%	GRM21A5C2D560JW01#	
	68pF			±5%	GRM21A5C2D680JW01#	
	82pF			±5%	GRM21A5C2D820JW01#	
	100pF			±5%	GRM21A5C2D101JW01#	
	120pF			±5%	GRM21A5C2D121JW01#	
	150pF			±5%	GRM21A5C2D151JW01#	
	180pF		±5%	GRM21A5C2D181JW01#		
	220pF		±5%	GRM21A5C2D221JW01#		
	270pF		±5%	GRM21A5C2D271JW01#		
	330pF		±5%	GRM21A5C2D331JW01#		
	U2J		100pF	±5%	GRM21A7U2D101JW31#	
			120pF	±5%	GRM21A7U2D121JW31#	
		150pF	±5%	GRM21A7U2D151JW31#		
		180pF	±5%	GRM21A7U2D181JW31#		
		220pF	±5%	GRM21A7U2D221JW31#		
		270pF	±5%	GRM21A7U2D271JW31#		
	50Vdc	SL	33000pF	±5%	GRM21A1X1H333JA39#	
			U2J	33000pF	±5%	GRM21A7U1H333JA39#
UJ			33000pF	±5%	GRM21A3U1H333JA39#	
1.35mm		50Vdc	C0G	18000pF	±5%	GRM21B5C1H183JA01#
				22000pF	±5%	GRM21B5C1H223JA01#
			CH	18000pF	±5%	GRM21B2C1H183JA01#
				22000pF	±5%	GRM21B2C1H223JA01#
			SL	39000pF	±5%	GRM21B1X1H393JA01#
				47000pF	±5%	GRM21B1X1H473JA01#
	U2J	39000pF	±5%	GRM21B7U1H393JA01#		
		47000pF	±5%	GRM21B7U1H473JA01#		
	UJ	39000pF	±5%	GRM21B3U1H393JA01#		

T max.	Rated Voltage	TC Code	Cap.	Tol.	Part Number	
1.35mm	50Vdc	UJ	47000pF	±5%	GRM21B3U1H473JA01#	
			SL	68000pF	±5%	GRM21B1X1A683JA01#
				82000pF	±5%	GRM21B1X1A823JA01#
		0.10μF		±5%	GRM21B1X1A104JA01#	
		U2J	68000pF	±5%	GRM21B7U1A683JA01#	
			82000pF	±5%	GRM21B7U1A823JA01#	
	0.10μF		±5%	GRM21B7U1A104JA01#		
	UJ		68000pF	±5%	GRM21B3U1A683JA01#	
			82000pF	±5%	GRM21B3U1A823JA01#	
			0.10μF	±5%	GRM21B3U1A104JA01#	
	1.45mm	250Vdc	U2J	2700pF	±5%	GRM21B7U2E272JW32#
				3300pF	±5%	GRM21B7U2E332JW32#
3900pF				±5%	GRM21B7U2E392JW32#	
4700pF				±5%	GRM21B7U2E472JW32#	
5600pF				±5%	GRM21B7U2E562JW32#	
2700pF				±5%	GRM21B7U2D272JW32#	
3300pF			±5%	GRM21B7U2D332JW32#		
3900pF			±5%	GRM21B7U2D392JW32#		
4700pF			±5%	GRM21B7U2D472JW32#		
200Vdc		U2J	2700pF	±5%	GRM21B7U2D272JW32#	
			3300pF	±5%	GRM21B7U2D332JW32#	
			3900pF	±5%	GRM21B7U2D392JW32#	
		UJ	4700pF	±5%	GRM21B7U2D472JW32#	
			5600pF	±5%	GRM21B7U2D562JW32#	

■ 3.2x1.6mm

T max.	Rated Voltage	TC Code	Cap.	Tol.	Part Number		
0.95mm	100Vdc	C0G	1800pF	±5%	GRM3195C2A182JA01#		
			2200pF	±5%	GRM3195C2A222JA01#		
			2700pF	±5%	GRM3195C2A272JA01#		
			3300pF	±5%	GRM3195C2A332JA01#		
			3900pF	±5%	GRM3195C2A392JA01#		
			4700pF	±5%	GRM3195C2A472JA01#		
			5600pF	±5%	GRM3195C2A562JA01#		
			6800pF	±5%	GRM3195C2A682JA01#		
			8200pF	±5%	GRM3195C2A822JA01#		
			10000pF	±5%	GRM3195C2A103JA01#		
			12000pF	±5%	GRM3195C2A123JA01#		
			15000pF	±5%	GRM3195C2A153JA01#		
			18000pF	±5%	GRM3195C2A183JA01#		
			22000pF	±5%	GRM3195C2A223JA01#		
			CH	1800pF	±5%	GRM3192C2A182JA01#	
				2200pF	±5%	GRM3192C2A222JA01#	
				2700pF	±5%	GRM3192C2A272JA01#	
				3300pF	±5%	GRM3192C2A332JA01#	
				3900pF	±5%	GRM3192C2A392JA01#	
				4700pF	±5%	GRM3192C2A472JA01#	
			50Vdc	C0G	5600pF	±5%	GRM3192C2A562JA01#
					6800pF	±5%	GRM3192C2A682JA01#
					8200pF	±5%	GRM3192C2A822JA01#
					10000pF	±5%	GRM3192C2A103JA01#
	12000pF	±5%			GRM3192C2A123JA01#		
	15000pF	±5%			GRM3192C2A153JA01#		
	18000pF	±5%			GRM3192C2A183JA01#		
	22000pF	±5%			GRM3192C2A223JA01#		

Part number # indicates the package specification code.

GRM Series
GJM Series
GMA Series
GMD Series
GQM Series
GRJ Series
GR3 Series
KRM Series
KR3 Series
LLA Series
LLL Series
LLM Series
LLR Series
⚠Caution/Notice

GRM Series Temperature Compensating Type Part Number List

(→ ■ 3.2x1.6mm)

T max.	Rated Voltage	TC Code	Cap.	Tol.	Part Number		
0.95mm	50Vdc	COG	15000pF	±5%	GRM3195C1H153JA01#		
			18000pF	±5%	GRM3195C1H183JA01#		
			22000pF	±5%	GRM3195C1H223JA01#		
			27000pF	±5%	GRM3195C1H273JA01#		
			33000pF	±5%	GRM3195C1H333JA01#		
			39000pF	±5%	GRM3195C1H393JA01#		
			CH	12000pF	±5%	GRM3192C1H123JA01#	
		15000pF		±5%	GRM3192C1H153JA01#		
		18000pF		±5%	GRM3192C1H183JA01#		
		22000pF		±5%	GRM3192C1H223JA01#		
		27000pF		±5%	GRM3192C1H273JA01#		
		33000pF		±5%	GRM3192C1H333JA01#		
		39000pF		±5%	GRM3192C1H393JA01#		
		SL		56000pF	±5%	GRM3191X1H563JA01#	
		U2J		56000pF	±5%	GRM3197U1H563JA01#	
		UJ		56000pF	±5%	GRM3193U1H563JA01#	
		1.0mm	2000Vdc	U2J	10pF	±5%	GRM31A7U3D100JW31#
					12pF	±5%	GRM31A7U3D120JW31#
					15pF	±5%	GRM31A7U3D150JW31#
					18pF	±5%	GRM31A7U3D180JW31#
					22pF	±5%	GRM31A7U3D220JW31#
27pF	±5%				GRM31A7U3D270JW31#		
33pF	±5%				GRM31A7U3D330JW31#		
39pF	±5%				GRM31A7U3D390JW31#		
47pF	±5%				GRM31A7U3D470JW31#		
56pF	±5%				GRM31A7U3D560JW31#		
68pF	±5%				GRM31A7U3D680JW31#		
1000Vdc	COG				10pF	±5%	GRM31A5C3A100JW01#
					12pF	±5%	GRM31A5C3A120JW01#
					15pF	±5%	GRM31A5C3A150JW01#
					18pF	±5%	GRM31A5C3A180JW01#
			22pF	±5%	GRM31A5C3A220JW01#		
			27pF	±5%	GRM31A5C3A270JW01#		
			33pF	±5%	GRM31A5C3A330JW01#		
			39pF	±5%	GRM31A5C3A390JW01#		
			47pF	±5%	GRM31A5C3A470JW01#		
	U2J		56pF	±5%	GRM31A5C3A560JW01#		
			68pF	±5%	GRM31A5C3A680JW01#		
			82pF	±5%	GRM31A5C3A820JW01#		
			100pF	±5%	GRM31A5C3A101JW01#		
			120pF	±5%	GRM31A5C3A121JW01#		
			150pF	±5%	GRM31A5C3A151JW01#		
			180pF	±5%	GRM31A5C3A181JW01#		
			220pF	±5%	GRM31A5C3A221JW01#		
			U2J	10pF	±5%	GRM31A7U3A100JW31#	
12pF	±5%		GRM31A7U3A120JW31#				
15pF	±5%		GRM31A7U3A150JW31#				
18pF	±5%		GRM31A7U3A180JW31#				
22pF	±5%		GRM31A7U3A220JW31#				
27pF	±5%	GRM31A7U3A270JW31#					
33pF	±5%	GRM31A7U3A330JW31#					
39pF	±5%	GRM31A7U3A390JW31#					
47pF	±5%	GRM31A7U3A470JW31#					
56pF	±5%	GRM31A7U3A560JW31#					

T max.	Rated Voltage	TC Code	Cap.	Tol.	Part Number		
1.0mm	1000Vdc	U2J	68pF	±5%	GRM31A7U3A680JW31#		
			82pF	±5%	GRM31A7U3A820JW31#		
			100pF	±5%	GRM31A7U3A101JW31#		
			120pF	±5%	GRM31A7U3A121JW31#		
			150pF	±5%	GRM31A7U3A151JW31#		
			180pF	±5%	GRM31A7U3A181JW31#		
			220pF	±5%	GRM31A7U3A221JW31#		
			270pF	±5%	GRM31A7U3A271JW31#		
			330pF	±5%	GRM31A7U3A331JW31#		
			630Vdc	COG	10pF	±5%	GRM31A5C2J100JW01#
					12pF	±5%	GRM31A5C2J120JW01#
					15pF	±5%	GRM31A5C2J150JW01#
					18pF	±5%	GRM31A5C2J180JW01#
					22pF	±5%	GRM31A5C2J220JW01#
					27pF	±5%	GRM31A5C2J270JW01#
	33pF	±5%			GRM31A5C2J330JW01#		
	39pF	±5%			GRM31A5C2J390JW01#		
	47pF	±5%			GRM31A5C2J470JW01#		
	56pF	±5%			GRM31A5C2J560JW01#		
	68pF	±5%			GRM31A5C2J680JW01#		
	82pF	±5%			GRM31A5C2J820JW01#		
	100pF	±5%	GRM31A5C2J101JW01#				
	120pF	±5%	GRM31A5C2J121JW01#				
	150pF	±5%	GRM31A5C2J151JW01#				
	180pF	±5%	GRM31A5C2J181JW01#				
	220pF	±5%	GRM31A5C2J221JW01#				
	270pF	±5%	GRM31A5C2J271JW01#				
330pF	±5%	GRM31A5C2J331JW01#					
390pF	±5%	GRM31A5C2J391JW01#					
470pF	±5%	GRM31A5C2J471JW01#					
560pF	±5%	GRM31A5C2J561JW01#					
U2J	10pF	±5%	GRM31A7U2J100JW31#				
	12pF	±5%	GRM31A7U2J120JW31#				
	15pF	±5%	GRM31A7U2J150JW31#				
	18pF	±5%	GRM31A7U2J180JW31#				
	22pF	±5%	GRM31A7U2J220JW31#				
	27pF	±5%	GRM31A7U2J270JW31#				
	33pF	±5%	GRM31A7U2J330JW31#				
	39pF	±5%	GRM31A7U2J390JW31#				
	47pF	±5%	GRM31A7U2J470JW31#				
	56pF	±5%	GRM31A7U2J560JW31#				
	68pF	±5%	GRM31A7U2J680JW31#				
	82pF	±5%	GRM31A7U2J820JW31#				
100pF	±5%	GRM31A7U2J101JW31#					
120pF	±5%	GRM31A7U2J121JW31#					
150pF	±5%	GRM31A7U2J151JW31#					
180pF	±5%	GRM31A7U2J181JW31#					
220pF	±5%	GRM31A7U2J221JW31#					
270pF	±5%	GRM31A7U2J271JW31#					
330pF	±5%	GRM31A7U2J331JW31#					
390pF	±5%	GRM31A7U2J391JW31#					
470pF	±5%	GRM31A7U2J471JW31#					
560pF	±5%	GRM31A7U2J561JW31#					
680pF	±5%	GRM31A7U2J681JW31#					

Part number # indicates the package specification code.

GRM Series Temperature Compensating Type Part Number List

(→ ■ 3.2x1.6mm)

T max.	Rated Voltage	TC Code	Cap.	Tol.	Part Number		
1.0mm	630Vdc	U2J	820pF	±5%	GRM31A7U2J821JW31#		
			1000pF	±5%	GRM31A7U2J102JW31#		
			1200pF	±5%	GRM31A7U2J122JW31#		
			1500pF	±5%	GRM31A7U2J152JW31#		
			1800pF	±5%	GRM31A7U2J182JW31#		
			2200pF	±5%	GRM31A7U2J222JW31#		
			500Vdc	C0G	10pF	±5%	GRM31A5C2H100JW01#
	12pF	±5%			GRM31A5C2H120JW01#		
	15pF	±5%			GRM31A5C2H150JW01#		
	18pF	±5%			GRM31A5C2H180JW01#		
	22pF	±5%			GRM31A5C2H220JW01#		
	27pF	±5%			GRM31A5C2H270JW01#		
	33pF	±5%			GRM31A5C2H330JW01#		
	39pF	±5%			GRM31A5C2H390JW01#		
	47pF	±5%			GRM31A5C2H470JW01#		
	56pF	±5%			GRM31A5C2H560JW01#		
	68pF	±5%			GRM31A5C2H680JW01#		
	82pF	±5%			GRM31A5C2H820JW01#		
	100pF	±5%			GRM31A5C2H101JW01#		
	120pF	±5%			GRM31A5C2H121JW01#		
	150pF	±5%			GRM31A5C2H151JW01#		
	180pF	±5%			GRM31A5C2H181JW01#		
	220pF	±5%			GRM31A5C2H221JW01#		
	270pF	±5%			GRM31A5C2H271JW01#		
	330pF	±5%			GRM31A5C2H331JW01#		
	390pF	±5%			GRM31A5C2H391JW01#		
	470pF	±5%			GRM31A5C2H471JW01#		
	560pF	±5%			GRM31A5C2H561JW01#		
	U2J	U2J			10pF	±5%	GRM31A7U2H100JW31#
					12pF	±5%	GRM31A7U2H120JW31#
					15pF	±5%	GRM31A7U2H150JW31#
					18pF	±5%	GRM31A7U2H180JW31#
					22pF	±5%	GRM31A7U2H220JW31#
					27pF	±5%	GRM31A7U2H270JW31#
					33pF	±5%	GRM31A7U2H330JW31#
					39pF	±5%	GRM31A7U2H390JW31#
					47pF	±5%	GRM31A7U2H470JW31#
					56pF	±5%	GRM31A7U2H560JW31#
					68pF	±5%	GRM31A7U2H680JW31#
					82pF	±5%	GRM31A7U2H820JW31#
					100pF	±5%	GRM31A7U2H101JW31#
			120pF	±5%	GRM31A7U2H121JW31#		
			150pF	±5%	GRM31A7U2H151JW31#		
			180pF	±5%	GRM31A7U2H181JW31#		
			220pF	±5%	GRM31A7U2H221JW31#		
270pF			±5%	GRM31A7U2H271JW31#			
330pF			±5%	GRM31A7U2H331JW31#			
390pF			±5%	GRM31A7U2H391JW31#			
470pF	±5%	GRM31A7U2H471JW31#					
560pF	±5%	GRM31A7U2H561JW31#					
680pF	±5%	GRM31A7U2H681JW31#					
820pF	±5%	GRM31A7U2H821JW31#					
1000pF	±5%	GRM31A7U2H102JW31#					
1200pF	±5%	GRM31A7U2H122JW31#					

T max.	Rated Voltage	TC Code	Cap.	Tol.	Part Number	
1.0mm	500Vdc	U2J	1500pF	±5%	GRM31A7U2H152JW31#	
			1800pF	±5%	GRM31A7U2H182JW31#	
			2200pF	±5%	GRM31A7U2H222JW31#	
	250Vdc	U2J	2700pF	±5%	GRM31A7U2E272JW31#	
			3300pF	±5%	GRM31A7U2E332JW31#	
			3900pF	±5%	GRM31A7U2E392JW31#	
			4700pF	±5%	GRM31A7U2E472JW31#	
			5600pF	±5%	GRM31A7U2E562JW31#	
			200Vdc	U2J	2700pF	±5%
	3300pF	±5%	GRM31A7U2D332JW31#	3900pF	±5%	GRM31A7U2D392JW31#
				4700pF	±5%	GRM31A7U2D472JW31#
				5600pF	±5%	GRM31A7U2D562JW31#
				390pF	±5%	GRM31B7U3A391JW31#
				470pF	±5%	GRM31B7U3A471JW31#
				560pF	±5%	GRM31B7U3A561JW31#
	680pF	±5%	GRM31B7U3A681JW31#	680pF	±5%	GRM31B5C2J681JW01#
				820pF	±5%	GRM31B5C2J821JW01#
				1000pF	±5%	GRM31B5C2J102JW01#
2700pF				±5%	GRM31B7U2J272JW31#	
3300pF	±5%	GRM31B7U2J332JW31#	680pF	±5%	GRM31B5C2H681JW01#	
			820pF	±5%	GRM31B5C2H821JW01#	
			1000pF	±5%	GRM31B5C2H102JW01#	
2700pF	±5%	GRM31B7U2H332JW31#	2700pF	±5%	GRM31B7U2H272JW31#	
			3300pF	±5%	GRM31B7U2H332JW31#	
			6800pF	±5%	GRM31B7U2E682JW31#	
8200pF	±5%	GRM31B7U2E822JW31#	8200pF	±5%	GRM31B7U2E822JW31#	
			10000pF	±5%	GRM31B7U2E103JW31#	
			12000pF	±5%	GRM31B7U2E123JW31#	
6800pF	±5%	GRM31B7U2D682JW31#	8200pF	±5%	GRM31B7U2D822JW31#	
			10000pF	±5%	GRM31B7U2D103JW31#	
			47000pF	±5%	GRM31M5C1H473JA01#	
56000pF	±5%	GRM31M5C1H563JA01#	47000pF	±5%	GRM31M2C1H473JA01#	
			56000pF	±5%	GRM31M2C1H563JA01#	
68000pF	±5%	GRM31M1X1H683JA01#	82000pF	±5%	GRM31M1X1H823JA01#	
			0.10μF	±5%	GRM31M1X1H104JA01#	
68000pF	±5%	GRM31M7U1H683JA01#	82000pF	±5%	GRM31M7U1H823JA01#	
			0.10μF	±5%	GRM31M7U1H104JA01#	
82000pF	±5%	GRM31M3U1H683JA01#	82000pF	±5%	GRM31M3U1H823JA01#	
			0.10μF	±5%	GRM31M3U1H104JA01#	
1.8mm	1000Vdc	U2J	820pF	±5%	GRM31C7U3A821JW32#	
			1000pF	±5%	GRM31C7U3A102JW32#	
	630Vdc	U2J	3900pF	±5%	GRM31C7U2J392JW32#	
			4700pF	±5%	GRM31C7U2J472JW32#	
	500Vdc	U2J	3900pF	±5%	GRM31C7U2H392JW32#	
			4700pF	±5%	GRM31C7U2H472JW32#	
250Vdc	U2J	15000pF	±5%	GRM31C7U2E153JW32#		

Part number # indicates the package specification code.

GRM Series
GJM Series
GMA Series
GMD Series
GQM Series
GRJ Series
GR3 Series
KRM Series
KR3 Series
LLA Series
LLL Series
LLM Series
LLR Series
⚠Caution/ Notice

GRM Series Temperature Compensating Type Part Number List

(→ ■ 3.2x1.6mm)

T max.	Rated Voltage	TC Code	Cap.	Tol.	Part Number	
1.8mm	250Vdc	U2J	18000pF	±5%	GRM31C7U2E183JW32#	
			22000pF	±5%	GRM31C7U2E223JW32#	
		C0G	68000pF	±5%	GRM31C5C1H683JA01#	
			82000pF	±5%	GRM31C5C1H823JA01#	
			0.10μF	±5%	GRM31C5C1H104JA01#	
			CH	68000pF	±5%	GRM31C2C1H683JA01#
	82000pF	±5%		GRM31C2C1H823JA01#		
	25Vdc	C0G	0.12μF	±5%	GRM31C5C1E124JA01#	
			CH	0.12μF	±5%	GRM31C2C1E124JA01#
				C0G	0.12μF	±5%
		CH	0.12μF		±5%	GRM31C2C1C124JA01#

T max.	Rated Voltage	TC Code	Cap.	Tol.	Part Number	
1.0mm	3150Vdc	C0G	12pF	±5%	GRM42A5C3F120JW01#	
			15pF	±5%	GRM42A5C3F150JW01#	
			18pF	±5%	GRM42A5C3F180JW01#	
			22pF	±5%	GRM42A5C3F220JW01#	
			27pF	±5%	GRM42A5C3F270JW01#	
			33pF	±5%	GRM42A5C3F330JW01#	
			39pF	±5%	GRM42A5C3F390JW01#	
			47pF	±5%	GRM42A5C3F470JW01#	
			U2J	10pF	±5%	GRM42A7U3F100JW31#
				12pF	±5%	GRM42A7U3F120JW31#
				15pF	±5%	GRM42A7U3F150JW31#
				18pF	±5%	GRM42A7U3F180JW31#
		22pF		±5%	GRM42A7U3F220JW31#	
		27pF		±5%	GRM42A7U3F270JW31#	
		33pF		±5%	GRM42A7U3F330JW31#	
		39pF		±5%	GRM42A7U3F390JW31#	
		47pF		±5%	GRM42A7U3F470JW31#	
		56pF		±5%	GRM42A7U3F560JW31#	
		68pF		±5%	GRM42A7U3F680JW31#	
		82pF		±5%	GRM42A7U3F820JW31#	
		100pF	±5%	GRM42A7U3F101JW31#		

■ 3.2x2.5mm

T max.	Rated Voltage	TC Code	Cap.	Tol.	Part Number	
1.0mm	2000Vdc	U2J	82pF	±5%	GRM32A7U3D820JW31#	
			100pF	±5%	GRM32A7U3D101JW31#	
			120pF	±5%	GRM32A7U3D121JW31#	
			150pF	±5%	GRM32A7U3D151JW31#	
	630Vdc	U2J	1200pF	±5%	GRM32A7U2J122JW31#	
			1500pF	±5%	GRM32A7U2J152JW31#	
			1800pF	±5%	GRM32A7U2J182JW31#	
			2200pF	±5%	GRM32A7U2J222JW31#	
	500Vdc	U2J	1200pF	±5%	GRM32A7U2H122JW31#	
			1500pF	±5%	GRM32A7U2H152JW31#	
			1800pF	±5%	GRM32A7U2H182JW31#	
			2200pF	±5%	GRM32A7U2H222JW31#	
	1.25mm	2000Vdc	U2J	180pF	±5%	GRM32B7U3D181JW31#
				220pF	±5%	GRM32B7U3D221JW31#
		1000Vdc	U2J	1200pF	±5%	GRM32B7U3A122JW31#
				630Vdc	U2J	5600pF
1.5mm	500Vdc	U2J	5600pF	±5%	GRM32B7U2H562JW31#	
			1000Vdc	U2J	1500pF	±5%
	630Vdc	U2J			6800pF	±5%
	250Vdc	U2J	6800pF	±5%	GRM32Q7U2H682JW31#	
27000pF			±5%	GRM32Q7U2E273JW31#		
2.0mm	1000Vdc	U2J	1800pF	±5%	GRM32D7U3A182JW31#	
			2200pF	±5%	GRM32D7U3A222JW31#	
		630Vdc	U2J	8200pF	±5%	GRM32D7U2J822JW31#
				10000pF	±5%	GRM32D7U2J103JW31#
	500Vdc	U2J	8200pF	±5%	GRM32D7U2H822JW31#	
			10000pF	±5%	GRM32D7U2H103JW31#	
		250Vdc	U2J	33000pF	±5%	GRM32D7U2E333JW31#
				39000pF	±5%	GRM32D7U2E393JW31#
	47000pF	U2J	47000pF	±5%	GRM32D7U2E473JW31#	

■ 4.5x2.0mm

T max.	Rated Voltage	TC Code	Cap.	Tol.	Part Number
1.0mm	3150Vdc	C0G	5.0pF	±0.5pF	GRM42A5C3F050DW01#
			10pF	±5%	GRM42A5C3F100JW01#

■ 4.5x3.2mm

T max.	Rated Voltage	TC Code	Cap.	Tol.	Part Number	
1.5mm	1000Vdc	U2J	2700pF	±5%	GRM43Q7U3A272JW31#	
			3300pF	±5%	GRM43Q7U3A332JW31#	
	630Vdc	U2J	12000pF	±5%	GRM43Q7U2J123JW31#	
			500Vdc	U2J	12000pF	±5%
	2.0mm	1000Vdc	U2J	3900pF	±5%	GRM43D7U3A392JW31#
				4700pF	±5%	GRM43D7U3A472JW31#
630Vdc		U2J	15000pF	±5%	GRM43D7U2J153JW31#	
			18000pF	±5%	GRM43D7U2J183JW31#	
22000pF		U2J	22000pF	±5%	GRM43D7U2J223JW31#	
			500Vdc	U2J	15000pF	±5%
18000pF	±5%	GRM43D7U2H183JW31#				
22000pF	±5%	GRM43D7U2H223JW31#				

■ 5.7x5.0mm

T max.	Rated Voltage	TC Code	Cap.	Tol.	Part Number	
1.5mm	1000Vdc	U2J	5600pF	±5%	GRM55Q7U3A562JW31#	
			6800pF	±5%	GRM55Q7U3A682JW31#	
	630Vdc	U2J	27000pF	±5%	GRM55Q7U2J273JW31#	
			500Vdc	U2J	27000pF	±5%
	2.0mm	1000Vdc	U2J	8200pF	±5%	GRM55D7U3A822JW31#
				10000pF	±5%	GRM55D7U3A103JW31#
630Vdc		U2J	33000pF	±5%	GRM55D7U2J333JW31#	
			39000pF	±5%	GRM55D7U2J393JW31#	
47000pF		U2J	47000pF	±5%	GRM55D7U2J473JW31#	
			500Vdc	U2J	33000pF	±5%
39000pF	±5%	GRM55D7U2H393JW31#				

Part number # indicates the package specification code.

GRM Series
 GJM Series
 GMA Series
 GMD Series
 GQM Series
 GRJ Series
 GR3 Series
 KRM Series
 KR3 Series
 LLA Series
 LLL Series
 LLM Series
 LLR Series
 ⚠Caution/ Notice

GRM Series Temperature Compensating Type Part Number List

(→ ■ 5.7x5.0mm)

T max.	Rated Voltage	TC Code	Cap.	Tol.	Part Number
2.0mm	500Vdc	U2J	47000pF	±5%	GRM55D7U2H473JW31#

GRM Series

GJM Series

GMA Series

GMD Series

GQM Series

GRJ Series

GR3 Series

KRM Series

KR3 Series

LLA Series

LLL Series

LLM Series

LLR Series

⚠Caution/
Notice

Part number # indicates the package specification code.

GRM Series High Dielectric Constant Type Part Number List

■ 0.4x0.2mm **Ultra-compact**

T max.	Rated Voltage	TC Code	Cap.	Tol.	Part Number		
0.22mm	16Vdc	X7R	100pF	±10%	GRM022R71C101KE14#		
				±20%	GRM022R71C101ME14#		
			150pF	±10%	GRM022R71C151KE14#		
				±20%	GRM022R71C151ME14#		
			220pF	±10%	GRM022R71C221KE14#		
				±20%	GRM022R71C221ME14#		
			330pF	±10%	GRM022R71C331KE14#		
				±20%	GRM022R71C331ME14#		
			470pF	±10%	GRM022R71C471KE14#		
				±20%	GRM022R71C471ME14#		
			1000pF	±10%	GRM022R71C102KE14#		
				±20%	GRM022R71C102ME14#		
		10Vdc	X7R	100pF	±10%	GRM022R71A101KA01#	
					±20%	GRM022R71A101MA01#	
				150pF	±10%	GRM022R71A151KA01#	
					±20%	GRM022R71A151MA01#	
				220pF	±10%	GRM022R71A221KA01#	
					±20%	GRM022R71A221MA01#	
				330pF	±10%	GRM022R71A331KA01#	
					±20%	GRM022R71A331MA01#	
				470pF	±10%	GRM022R71A471KA01#	
					±20%	GRM022R71A471MA01#	
				680pF	±10%	GRM022R71A681KA12#	
					±20%	GRM022R71A681MA12#	
	820pF		±10%	GRM022R71A821KA12#			
			±20%	GRM022R71A821MA12#			
	1000pF		±10%	GRM022R71A102KA12#			
			±20%	GRM022R71A102MA12#			
	X5R		100pF	±10%	GRM022R61A101KA01#		
				±20%	GRM022R61A101MA01#		
				150pF	±10%	GRM022R61A151KA01#	
					±20%	GRM022R61A151MA01#	
				220pF	±10%	GRM022R61A221KA01#	
					±20%	GRM022R61A221MA01#	
			330pF	±10%	GRM022R61A331KA01#		
				±20%	GRM022R61A331MA01#		
		470pF	±10%	GRM022R61A471KA01#			
			±20%	GRM022R61A471MA01#			
			680pF	±10%	GRM022R61A681KE19#		
				±20%	GRM022R61A681ME19#		
	1000pF		±10%	GRM022R61A102KE19#			
			±20%	GRM022R61A102ME19#			
	1500pF	2200pF	±10%	GRM022R61A222KE19#			
			±20%	GRM022R61A222ME19#			
			3300pF	±10%	GRM022R61A332KE19#		
				±20%	GRM022R61A332ME19#		
			4700pF	±10%	GRM022R61A472KE19#		
				±20%	GRM022R61A472ME19#		
6800pF		±10%	GRM022R61A682KE19#				
		±20%	GRM022R61A682ME19#				

T max.	Rated Voltage	TC Code	Cap.	Tol.	Part Number		
0.22mm	10Vdc	X5R	1000pF	±10%	GRM022R61A103KE19#		
				±20%	GRM022R61A103ME19#		
			B	100pF	±10%	GRM022B11A101KA01#	
					±20%	GRM022B11A101MA01#	
			150pF	±10%	GRM022B11A151KA01#		
				±20%	GRM022B11A151MA01#		
			220pF	±10%	GRM022B11A221KA01#		
				±20%	GRM022B11A221MA01#		
			330pF	±10%	GRM022B11A331KA01#		
				±20%	GRM022B11A331MA01#		
			470pF	±10%	GRM022B11A471KA01#		
				±20%	GRM022B11A471MA01#		
		680pF	±10%	GRM022B31A681KE19#			
			±20%	GRM022B31A681ME19#			
		1000pF	±10%	GRM022B31A102KE19#			
			±20%	GRM022B31A102ME19#			
		1500pF	±10%	GRM022B31A152KE19#			
			±20%	GRM022B31A152ME19#			
		2200pF	±10%	GRM022B31A222KE19#			
			±20%	GRM022B31A222ME19#			
		3300pF	±10%	GRM022B31A332KE19#			
			±20%	GRM022B31A332ME19#			
		4700pF	±10%	GRM022B31A472KE19#			
			±20%	GRM022B31A472ME19#			
	6800pF	±10%	GRM022B31A682KE19#				
		±20%	GRM022B31A682ME19#				
	10000pF	±10%	GRM022B31A103KE19#				
		±20%	GRM022B31A103ME19#				
	6.3Vdc	X5R	1000pF	±20%	GRM022R60J102ME19#		
				±20%	GRM022R60J152ME19#		
			2200pF	±20%	GRM022R60J222ME19#		
				±20%	GRM022R60J332ME19#		
			4700pF	±20%	GRM022R60J472ME19#		
				±20%	GRM022R60J682ME19#		
			10000pF	±20%	GRM022R60J103ME19#		
				±20%	GRM022R60J153ME15#		
			22000pF	±10%	GRM022R60J223KE15#		
				±20%	GRM022R60J223ME15#		
			33000pF	±20%	GRM022R60J333ME15#		
				±20%	GRM022R60J473ME15#		
		47000pF	±20%	GRM022R60J683ME15#			
			±20%	GRM022R60J104ME15#			
		B	1000pF	±20%	GRM022B30J102ME19#		
				±20%	GRM022B30J152ME19#		
				2200pF	±20%	GRM022B30J222ME19#	
					±20%	GRM022B30J332ME19#	
				4700pF	±20%	GRM022B30J472ME19#	
					±20%	GRM022B30J682ME19#	
10000pF			±20%	GRM022B30J103ME19#			
			±20%	GRM022D80G104ME15#			
			X5R	15000pF	±10%	GRM022R60G153KE15#	
					±20%	GRM022R60G153ME15#	
	22000pF		±10%	GRM022R60G223KE15#			
			±20%	GRM022R60G223ME15#			

Part number # indicates the package specification code.

GRM Series High Dielectric Constant Type Part Number List

(→ ■ 0.4x0.2mm)

T max.	Rated Voltage	TC Code	Cap.	Tol.	Part Number	
0.22mm	4Vdc	X5R	33000pF	±10%	GRM022R60G333KE15#	
				±20%	GRM022R60G333ME15#	
			47000pF	±10%	GRM022R60G473KE15#	
				±20%	GRM022R60G473ME15#	
			68000pF	±20%	GRM022R60G683ME15#	
				0.10μF	±20%	GRM022R60G104ME15#
	2.5Vdc	X6T	0.10μF	±20%	GRM022D80E104ME15#	

■ 0.6x0.3mm Ultra-compact

T max.	Rated Voltage	TC Code	Cap.	Tol.	Part Number			
0.33mm	50Vdc	X7R	100pF	±10%	GRM033R71H101KA12#			
				±20%	GRM033R71H101MA12#			
			150pF	±10%	GRM033R71H151KA12#			
				±20%	GRM033R71H151MA12#			
			220pF	±10%	GRM033R71H221KA12#			
				±20%	GRM033R71H221MA12#			
			330pF	±10%	GRM033R71H331KA12#			
				±20%	GRM033R71H331MA12#			
			470pF	±10%	GRM033R71H471KA12#			
				±20%	GRM033R71H471MA12#			
			680pF	±10%	GRM033R71H681KA12#			
				±20%	GRM033R71H681MA12#			
			1000pF	±10%	GRM033R71H102KA12#			
				±20%	GRM033R71H102MA12#			
			1500pF	±10%	GRM033R71H152KA12#			
				±20%	GRM033R71H152MA12#			
			B	100pF	±10%	GRM033B31H101KA12#		
					±20%	GRM033B31H101MA12#		
				150pF	±10%	GRM033B31H151KA12#		
					±20%	GRM033B31H151MA12#		
				220pF	±10%	GRM033B31H221KA12#		
		±20%			GRM033B31H221MA12#			
		330pF		±10%	GRM033B31H331KA12#			
				±20%	GRM033B31H331MA12#			
		470pF		±10%	GRM033B31H471KA12#			
				±20%	GRM033B31H471MA12#			
		680pF		±10%	GRM033B31H681KA12#			
				±20%	GRM033B31H681MA12#			
		1000pF	±10%	GRM033B31H102KA12#				
			±20%	GRM033B31H102MA12#				
		1500pF	±10%	GRM033B31H152KA12#				
			±20%	GRM033B31H152MA12#				
		35Vdc	X5R	0.10μF	±10%	GRM033R6YA104KE14#	Derating	
					±20%	GRM033R6YA104ME14#	Derating	
			25Vdc	X7R	1000pF	±10%	GRM033R71E102KA01#	
					1500pF	±10%	GRM033R71E152KA01#	
		2200pF	±10%		GRM033R71E222KA12#			
			±20%		GRM033R71E222MA12#			
		3300pF	±10%		GRM033R71E332KA12#			
			±20%		GRM033R71E332MA12#			
		4700pF	±10%	GRM033R71E472KE14#	Derating			
			±20%	GRM033R71E472ME14#	Derating			

T max.	Rated Voltage	TC Code	Cap.	Tol.	Part Number		
0.33mm	25Vdc	X7R	6800pF	±10%	GRM033R71E682KE14#	Derating	
				±20%	GRM033R71E682ME14#	Derating	
			10000pF	±10%	GRM033R71E103KE14#	Derating	
				±20%	GRM033R71E103ME14#	Derating	
			R	100pF	±10%	GRM033R11E101KA01#	
				150pF	±10%	GRM033R11E151KA01#	
		220pF		±10%	GRM033R11E221KA01#		
		330pF		±10%	GRM033R11E331KA01#		
		470pF		±10%	GRM033R11E471KA01#		
		680pF		±10%	GRM033R11E681KA01#		
		1000pF	±10%	GRM033R11E102KA01#			
		1500pF	±10%	GRM033R11E152KA01#			
		X6S	0.10μF	±10%	GRM033C81E104KE14#	Derating	
				±20%	GRM033C81E104ME14#	Derating	
			X5R	4700pF	±10%	GRM033R61E472KA12#	Derating
					±20%	GRM033R61E472MA12#	Derating
				6800pF	±10%	GRM033R61E682KA12#	Derating
					±20%	GRM033R61E682MA12#	Derating
		10000pF	±10%	GRM033R61E103KA12#	Derating		
			±20%	GRM033R61E103MA12#	Derating		
		B	1000pF	±10%	GRM033B11E102KA01#		
	±20%			GRM033B11E102MA01#			
	1500pF		±10%	GRM033B11E152KA01#			
			±20%	GRM033B11E152MA01#			
	2200pF		±10%	GRM033B31E222KA12#			
			±20%	GRM033B31E222MA12#			
	3300pF	±10%	GRM033B31E332KA12#				
		±20%	GRM033B31E332MA12#				
	16Vdc	X7R	2200pF	±10%	GRM033R71C222KA88#		
				±20%	GRM033R71C222MA88#		
			3300pF	±10%	GRM033R71C332KA88#		
				±20%	GRM033R71C332MA88#		
			4700pF	±10%	GRM033R71C472KE14#		
				±20%	GRM033R71C472ME14#		
	6800pF	±10%	GRM033R71C682KE14#				
		±20%	GRM033R71C682ME14#				
	X7S	0.10μF	±10%	GRM033C71C104KE14#	Derating		
			±20%	GRM033C71C104ME14#	Derating		
		R	2200pF	±10%	GRM033R11C222KA88#		
				±20%	GRM033R11C222MA88#		
			3300pF	±10%	GRM033R11C332KA88#		
				±20%	GRM033R11C332MA88#		
X6S	0.10μF	±10%	GRM033C81C104KE14#				
		±20%	GRM033C81C104ME14#				
	X5R	10000pF	±10%	GRM033R61C103KA12#			
			±20%	GRM033R61C103MA12#			
		15000pF	±10%	GRM033R61C153KE84#	Derating		
			±20%	GRM033R61C153ME84#	Derating		
22000pF	±10%	GRM033R61C223KE84#	Derating				
	±20%	GRM033R61C223ME84#	Derating				
33000pF	±10%	GRM033R61C333KE84#	Derating				
	±20%	GRM033R61C333ME84#	Derating				

Part number # indicates the package specification code.

GRM Series
GJM Series
GMA Series
GMD Series
GQM Series
GRJ Series
GR3 Series
KRM Series
KR3 Series
LLA Series
LLL Series
LLM Series
LLR Series
⚠Caution/Notice

GRM Series High Dielectric Constant Type Part Number List

(→ ■ 0.6x0.3mm)

T max.	Rated Voltage	TC Code	Cap.	Tol.	Part Number		
0.33mm	16Vdc	X5R	47000pF	±10%	GRM033R61C473KE84#		
				±20%	GRM033R61C473ME84#		
			68000pF	±10%	GRM033R61C683KE84#		
				±20%	GRM033R61C683ME84#		
			0.10µF	±10%	GRM033R61C104KE14#		
				±20%	GRM033R61C104ME14#		
			B	2200pF	±10%	GRM033B31C222KA87#	
					±20%	GRM033B31C222MA87#	
				3300pF	±10%	GRM033B31C332KA87#	
					±20%	GRM033B31C332MA87#	
				10000pF	±10%	GRM033B31C103KA12#	
					±20%	GRM033B31C103MA12#	
		15000pF		±10%	GRM033B31C153KE84#		
				±20%	GRM033B31C153ME84#		
		22000pF		±10%	GRM033B31C223KE84#		
				±20%	GRM033B31C223ME84#		
		33000pF		±10%	GRM033B31C333KE84#		
				±20%	GRM033B31C333ME84#		
		47000pF	±10%	GRM033B31C473KE84#			
			±20%	GRM033B31C473ME84#			
		68000pF	±10%	GRM033B31C683KE84#			
			±20%	GRM033B31C683ME84#			
		0.10µF	±10%	GRM033B31C104KE84#			
			±20%	GRM033B31C104ME84#			
	10Vdc	X7R	4700pF	±10%	GRM033R71A472KA01#		
				±20%	GRM033R71A472MA01#		
			6800pF	±10%	GRM033R71A682KA01#		
				±20%	GRM033R71A682MA01#		
			10000pF	±10%	GRM033R71A103KA01#		
				±20%	GRM033R71A103MA01#		
			X7S	0.10µF	±10%	GRM033C71A104KE14#	
					±20%	GRM033C71A104ME14#	
			R	4700pF	±10%	GRM033R11A472KA01#	
					±20%	GRM033R11A472MA01#	
				6800pF	±10%	GRM033R11A682KA01#	
					±20%	GRM033R11A682MA01#	
		10000pF	±10%	GRM033R11A103KA01#			
			±20%	GRM033R11A103MA01#			
		X5R	4700pF	±10%	GRM033R61A472KA01#		
				±20%	GRM033R61A472MA01#		
			6800pF	±10%	GRM033R61A682KA01#		
				±20%	GRM033R61A682MA01#		
			15000pF	±10%	GRM033R61A153KE84#		
				±20%	GRM033R61A153ME84#		
			22000pF	±10%	GRM033R61A223KE84#		
				±20%	GRM033R61A223ME84#		
			33000pF	±10%	GRM033R61A333KE84#		
				±20%	GRM033R61A333ME84#		
47000pF	±10%		GRM033R61A473KE84#				
	±20%		GRM033R61A473ME84#				
68000pF	±10%	GRM033R61A683KE84#					
	±20%	GRM033R61A683ME84#					
0.10µF	±10%	GRM033R61A104KE84#					
	±20%	GRM033R61A104ME84#					

T max.	Rated Voltage	TC Code	Cap.	Tol.	Part Number		
0.33mm	10Vdc	X5R	0.22µF	±20%	GRM033R61A224ME90#		
				B	4700pF	±10%	GRM033B11A472KA01#
			±20%			GRM033B11A472MA01#	
			6800pF	±10%	GRM033B11A682KA01#		
				±20%	GRM033B11A682MA01#		
			15000pF	±10%	GRM033B31A153KE84#		
				±20%	GRM033B31A153ME84#		
			22000pF	±10%	GRM033B31A223KE84#		
				±20%	GRM033B31A223ME84#		
			33000pF	±10%	GRM033B31A333KE84#		
				±20%	GRM033B31A333ME84#		
			47000pF	±10%	GRM033B31A473KE84#		
		±20%		GRM033B31A473ME84#			
		68000pF	±10%	GRM033B31A683KE84#			
			±20%	GRM033B31A683ME84#			
		0.10µF	±10%	GRM033B31A104KE84#			
			±20%	GRM033B31A104ME84#			
		6.3Vdc	X7R	4700pF	±10%	GRM033R70J472KA01#	
					±20%	GRM033R70J472MA01#	
				6800pF	±10%	GRM033R70J682KA01#	
					±20%	GRM033R70J682MA01#	
				10000pF	±10%	GRM033R70J103KA01#	
					±20%	GRM033R70J103MA01#	
			R	4700pF	±10%	GRM033R10J472KA01#	
	±20%				GRM033R10J472MA01#		
	6800pF			±10%	GRM033R10J682KA01#		
				±20%	GRM033R10J682MA01#		
	10000pF			±10%	GRM033R10J103KA01#		
				±20%	GRM033R10J103MA01#		
	X6S	15000pF	±10%	GRM033C80J153KE01#			
			±20%	GRM033C80J153ME01#			
		22000pF	±10%	GRM033C80J223KE01#			
			±20%	GRM033C80J223ME01#			
		33000pF	±10%	GRM033C80J333KE01#			
			±20%	GRM033C80J333ME01#			
	47000pF	±10%	GRM033C80J473KE19#				
		±20%	GRM033C80J473ME19#				
	68000pF	±10%	GRM033C80J683KE84#				
		±20%	GRM033C80J683ME84#				
	0.10µF	±10%	GRM033C80J104KE84#				
		±20%	GRM033C80J104ME84#				
	0.22µF	±20%	GRM033C80J224ME90#				
		X5R	0.22µF	±20%	GRM033R60J224ME90#		
	4Vdc	B	4700pF	±10%	GRM033B10J472KA01#		
				±20%	GRM033B10J472MA01#		
			6800pF	±10%	GRM033B10J682KA01#		
				±20%	GRM033B10J682MA01#		
			15000pF	±10%	GRM033B10J153KE01#		
±20%				GRM033B10J153ME01#			
22000pF		±10%	GRM033B10J223KE01#				
		±20%	GRM033B10J223ME01#				
33000pF		±10%	GRM033B10J333KE01#				
		±20%	GRM033B10J333ME01#				
X6S		0.22µF	±20%	GRM033C80G224ME90#			

■ 1.0x0.5mm

T max.	Rated Voltage	TC Code	Cap.	Tol.	Part Number	
0.22mm	10Vdc	X5R	0.10µF	±10%	GRM152R61A104KE19#	
				±20%	GRM152R61A104ME19#	
			0.22µF	±10%	GRM152R61A224KE19#	

Part number # indicates the package specification code.

GRM Series High Dielectric Constant Type Part Number List

(→ ■ 1.0x0.5mm)

T max.	Rated Voltage	TC Code	Cap.	Tol.	Part Number		
0.22mm	10Vdc	X5R	0.22µF	±20%	GRM152R61A224ME19#		
			B	0.10µF	±10%	GRM152B31A104KE19#	
				±20%	GRM152B31A104ME19#		
		0.22µF	±10%	GRM152B31A224KE19#			
			±20%	GRM152B31A224ME19#			
		6.3Vdc	X6S	0.10µF	±10%	GRM152C80J104KE19#	
	±20%				GRM152C80J104ME19#		
	0.22µF			±10%	GRM152C80J224KE19#		
				±20%	GRM152C80J224ME19#		
	X5R		0.10µF	±10%	GRM152R60J104KE19#		
				±20%	GRM152R60J104ME19#		
			0.22µF	±10%	GRM152R60J224KE19#		
				±20%	GRM152R60J224ME19#		
	0.47µF		±20%	GRM152R60J474ME15#			
			1.0µF	±20%	GRM152R60J105ME15#		
	B		0.10µF	±10%	GRM152B30J104KE19#		
				±20%	GRM152B30J104ME19#		
		0.22µF	±10%	GRM152B30J224KE19#			
			±20%	GRM152B30J224ME19#			
		0.47µF	±20%	GRM152B30J474ME15#			
	4Vdc	X7T	0.10µF	±10%	GRM152D70G104KE15#		
				±20%	GRM152D70G104ME15#		
			0.22µF	±10%	GRM152D70G224KE15#		
				±20%	GRM152D70G224ME15#		
		X6S	0.10µF	±10%	GRM152C80G104KE19#		
				±20%	GRM152C80G104ME19#		
			0.22µF	±10%	GRM152C80G224KE19#		
				±20%	GRM152C80G224ME19#		
		X6T	0.47µF	±20%	GRM152D80G474ME15#		
1.0µF			±20%	GRM152D80G105ME15#			
X5R		1.0µF	±20%	GRM152R60G105ME15#			
2.5Vdc	X7T	0.10µF	±10%	GRM152D70E104KE19#			
			±20%	GRM152D70E104ME19#			
		0.22µF	±10%	GRM152D70E224KE19#			
			±20%	GRM152D70E224ME19#			
0.3mm	50Vdc	X7R	220pF	±10%	GRM15XR71H221KA86#		
			330pF	±10%	GRM15XR71H331KA86#		
			470pF	±10%	GRM15XR71H471KA86#		
			680pF	±10%	GRM15XR71H681KA86#		
			1000pF	±10%	GRM15XR71H102KA86#		
			1500pF	±10%	GRM15XR71H152KA86#		
		R	220pF	±10%	GRM15XR11H221KA86#		
			330pF	±10%	GRM15XR11H331KA86#		
			470pF	±10%	GRM15XR11H471KA86#		
			680pF	±10%	GRM15XR11H681KA86#		
			1000pF	±10%	GRM15XR11H102KA86#		
			1500pF	±10%	GRM15XR11H152KA86#		
	B	220pF	±10%	GRM15XB11H221KA86#			
			±20%	GRM15XB11H221MA86#			
		330pF	±10%	GRM15XB11H331KA86#			
			±20%	GRM15XB11H331MA86#			
		470pF	±10%	GRM15XB11H471KA86#			
			±20%	GRM15XB11H471MA86#			
	680pF	±10%	GRM15XB11H681KA86#				

T max.	Rated Voltage	TC Code	Cap.	Tol.	Part Number			
0.3mm	50Vdc	B	680pF	±20%	GRM15XB11H681MA86#			
			1000pF	±10%	GRM15XB11H102KA86#			
				±20%	GRM15XB11H102MA86#			
			1500pF	±10%	GRM15XB11H152KA86#			
				±20%	GRM15XB11H152MA86#			
			25Vdc	X7R	2200pF	±10%	GRM15XR71E222KA86#	
	±20%	GRM15XR71E222MA86#						
	B	2200pF		±10%	GRM15XB11E222KA86#			
				±20%	GRM15XB11E222MA86#			
		16Vdc		X7R	3300pF	±10%	GRM15XR71C332KA86#	
						±20%	GRM15XR71C332MA86#	
	4700pF	±10%	GRM15XR71C472KA86#					
		±20%	GRM15XR71C472MA86#					
		6800pF	±10%	GRM15XR71C682KA86#				
			±20%	GRM15XR71C682MA86#				
		10000pF	±10%	GRM15XR71C103KA86#				
			±20%	GRM15XR71C103MA86#				
	10Vdc	X5R	3300pF	±10%	GRM15XB11C332KA86#			
				±20%	GRM15XB11C332MA86#			
			4700pF	±10%	GRM15XB11C472KA86#			
				±20%	GRM15XB11C472MA86#			
			6800pF	±10%	GRM15XB11C682KA86#			
				±20%	GRM15XB11C682MA86#			
		15000pF	±10%	GRM15XB11C103KA86#				
±20%			GRM15XB11C103MA86#					
22000pF			±10%	GRM15XR61A153KA86#				
			±20%	GRM15XR61A153MA86#				
33000pF			±10%	GRM15XR61A223KA86#				
			±20%	GRM15XR61A223MA86#				
0.33mm	10Vdc	X5R	1.0µF	±20%	GRM153R61A105ME95#			
			B	1.0µF	±20%	GRM153B31A105ME95#		
		6.3Vdc	X6T	1.0µF	±20%	GRM153D80J105ME95#		
	4Vdc	X5R	1.0µF	±20%	GRM153R60J105ME95#			
			B	1.0µF	±20%	GRM153B30J105ME95#		
		X6T	1.0µF	±20%	GRM153D80G105ME95#			
0.55mm	100Vdc	X7R	220pF	±10%	GRM155R72A221KA01#			
			330pF	±10%	GRM155R72A331KA01#			
			470pF	±10%	GRM155R72A471KA01#			
			680pF	±10%	GRM155R72A681KA01#			
			1000pF	±10%	GRM155R72A102KA01#			
			1500pF	±10%	GRM155R72A152KA01#			
			2200pF	±10%	GRM155R72A222KA01#			
			3300pF	±10%	GRM155R72A332KA01#			
			4700pF	±10%	GRM155R72A472KA01#			
	50Vdc	X7R	220pF	±10%	GRM155R71H221KA01#			
			330pF	±10%	GRM155R71H331KA01#			
			470pF	±10%	GRM155R71H471KA01#			
			680pF	±10%	GRM155R71H681KA01#			
			1000pF	±10%	GRM155R71H102KA01#			
			1500pF	±10%	GRM155R71H152KA01#			
			2200pF	±10%	GRM155R71H222KA01#			
			3300pF	±10%	GRM155R71H332KA01#			

Part number # indicates the package specification code.

GRM Series
GJM Series
GMA Series
GMD Series
GQM Series
GRJ Series
GR3 Series
KRM Series
KR3 Series
LLA Series
LLL Series
LLM Series
LLR Series
⚠Caution/ Notice

GRM Series High Dielectric Constant Type Part Number List

(→ ■ 1.0x0.5mm)

T max.	Rated Voltage	TC Code	Cap.	Tol.	Part Number	
0.55mm	50Vdc	X7R	4700pF	±10%	GRM155R71H472KA01#	
			6800pF	±10%	GRM155R71H682KA88#	
			10000pF	±10%	GRM155R71H103KA88#	
			15000pF	±10%	GRM155R71H153KA12#	
			22000pF	±10%	GRM155R71H223KA12#	
			33000pF	±10%	GRM155R71H333KE14#	
				±20%	GRM155R71H333ME14#	
			47000pF	±10%	GRM155R71H473KE14#	
				±20%	GRM155R71H473ME14#	
			68000pF	±10%	GRM155R71H683KE14#	
				±20%	GRM155R71H683ME14#	
			0.10μF	±10%	GRM155R71H104KE14#	
				±20%	GRM155R71H104ME14#	
			R	220pF	±10%	GRM155R11H221KA01#
				330pF	±10%	GRM155R11H331KA01#
				470pF	±10%	GRM155R11H471KA01#
		680pF		±10%	GRM155R11H681KA01#	
		1000pF		±10%	GRM155R11H102KA01#	
		1500pF		±10%	GRM155R11H152KA01#	
		2200pF		±10%	GRM155R11H222KA01#	
		3300pF		±10%	GRM155R11H332KA01#	
		4700pF		±10%	GRM155R11H472KA01#	
		6800pF		±10%	GRM155R11H682KA88#	
		10000pF		±10%	GRM155R11H103KA88#	
		X6S		33000pF	±10%	GRM155C81H333KE14#
					±20%	GRM155C81H333ME14#
				47000pF	±10%	GRM155C81H473KE14#
					±20%	GRM155C81H473ME14#
				68000pF	±10%	GRM155C81H683KE14#
				±20%	GRM155C81H683ME14#	
			X5R	33000pF	±10%	GRM155R61H333KE14#
					±20%	GRM155R61H333ME14#
		47000pF		±10%	GRM155R61H473KE14#	
				±20%	GRM155R61H473ME14#	
		68000pF		±10%	GRM155R61H683KE14#	
				±20%	GRM155R61H683ME14#	
		0.10μF		±10%	GRM155R61H104KE14#	
				±20%	GRM155R61H104ME14#	
		B	220pF	±10%	GRM155B11H221KA01#	
				±20%	GRM155B11H221MA01#	
			330pF	±10%	GRM155B11H331KA01#	
				±20%	GRM155B11H331MA01#	
			470pF	±10%	GRM155B11H471KA01#	
				±20%	GRM155B11H471MA01#	
			680pF	±10%	GRM155B11H681KA01#	
				±20%	GRM155B11H681MA01#	
			1000pF	±10%	GRM155B11H102KA01#	
				±20%	GRM155B11H102MA01#	
1500pF	±10%		GRM155B11H152KA01#			
	±20%		GRM155B11H152MA01#			
2200pF	±10%		GRM155B11H222KA01#			
	±20%		GRM155B11H222MA01#			
3300pF	±10%		GRM155B11H332KA01#			
	±20%		GRM155B11H332MA01#			

T max.	Rated Voltage	TC Code	Cap.	Tol.	Part Number		
0.55mm	50Vdc	B	4700pF	±10%	GRM155B11H472KA01#		
				±20%	GRM155B11H472MA01#		
			6800pF	±10%	GRM155B31H682KA88#		
				±20%	GRM155B31H682MA88#		
			10000pF	±10%	GRM155B31H103KA88#		
				±20%	GRM155B31H103MA88#		
			15000pF	±10%	GRM155B31H153KA12#		
				±20%	GRM155B31H153MA12#		
			22000pF	±10%	GRM155B31H223KA12#		
				±20%	GRM155B31H223MA12#		
			0.10μF	±10%	GRM155B31H104KE14#		
				±20%	GRM155B31H104ME14#		
		35Vdc	X6S	0.22μF	±10%	GRM155C8YA224KE01#	
					±20%	GRM155C8YA224ME01#	
				X5R	0.22μF	±10%	GRM155R6YA224KE01#
						±20%	GRM155R6YA224ME01#
				0.47μF	±10%	GRM155R6YA474KE01#	
					±20%	GRM155R6YA474ME01#	
			25Vdc	X7R	10000pF	±10%	GRM155R71E103KA01#
					15000pF	±10%	GRM155R71E153KA61#
					22000pF	±10%	GRM155R71E223KA61#
					33000pF	±10%	GRM155R71E333KA88#
					47000pF	±10%	GRM155R71E473KA88#
					68000pF	±10%	GRM155R71E683KE14#
		±20%			GRM155R71E683ME14#		
	0.10μF	±10%			GRM155R71E104KE14#		
		±20%			GRM155R71E104ME14#		
	R	6800pF			±10%	GRM155R11E682KA01#	
		10000pF			±10%	GRM155R11E103KA01#	
		15000pF			±10%	GRM155R11E153KA61#	
		22000pF	±10%	GRM155R11E223KA61#			
		33000pF	±10%	GRM155R11E333KA88#			
		47000pF	±10%	GRM155R11E473KA88#			
	X6S	0.22μF	±10%	GRM155C81E224KE01#			
			±20%	GRM155C81E224ME01#			
		X5R	68000pF	±10%	GRM155R61E683KA87#		
				±20%	GRM155R61E683MA87#		
			0.10μF	±10%	GRM155R61E104KA87#		
				±20%	GRM155R61E104MA87#		
	0.22μF	±10%	GRM155R61E224KE01#				
		±20%	GRM155R61E224ME01#				
		0.47μF	±10%	GRM155R61E474KE01#			
			±20%	GRM155R61E474ME01#			
		1.0μF	±10%	GRM155R61E105KA12#			
			±20%	GRM155R61E105MA12#			
	B	10000pF	±10%	GRM155B11E103KA01#			
			±20%	GRM155B11E103MA01#			
		15000pF	±10%	GRM155B11E153KA61#			
		±20%	GRM155B11E153MA61#				
22000pF		±10%	GRM155B11E223KA61#				
		±20%	GRM155B11E223MA61#				
33000pF		±10%	GRM155B31E333KA87#				
		±20%	GRM155B31E333MA87#				
47000pF		±10%	GRM155B31E473KA87#				

Part number # indicates the package specification code.

- GRM Series
- GJM Series
- GMA Series
- GMD Series
- GQM Series
- GRJ Series
- GR3 Series
- KRM Series
- KR3 Series
- LLA Series
- LLL Series
- LLM Series
- LLR Series
- ⚠Caution/ Notice

GRM Series High Dielectric Constant Type Part Number List

(→ ■ 1.0x0.5mm)

T max.	Rated Voltage	TC Code	Cap.	Tol.	Part Number		
0.55mm	25Vdc	B	47000pF	±20%	GRM155B31E473MA87#		
				±10%	GRM155B31E683KA87#		
					GRM155B31E683MA87#		
			0.10μF	±10%	GRM155B31E104KA87#		
				±20%	GRM155B31E104MA87#		
					GRM155B31E105KA12#		
		±20%	GRM155B31E105MA12#				
			16Vdc	X7R	68000pF	±10%	GRM155R71C683KA88#
		±10%				GRM155R71C154KA12#	
						GRM155R71C224KA12#	
		R		68000pF	±10%	GRM155R11C683KA88#	
					0.47μF	±10%	GRM155C81C474KE01#
	±20%					GRM155C81C474ME01#	
	X5R	0.22μF	±10%	GRM155R61C224KA12#			
			±20%	GRM155R61C224MA12#			
				GRM155R61C474KE01#			
		0.47μF	±10%	GRM155R61C474ME01#			
			±20%	GRM155R61C105KA12#			
				GRM155R61C105MA12#			
	B	1.0μF	±10%	GRM155B31C105KA12#			
			±20%	GRM155B31C105MA12#			
				10Vdc	X7R	0.22μF	±10%
		±20%	GRM155R71A224ME01#				
			0.47μF				±10%
		±20%				GRM155R71A474ME01#	
	X6S					1.0μF	±10%
		±20%	GRM155C81A105MA12#				
			X5R	0.15μF	±10%		GRM155R61A154KE19#
		±20%			GRM155R61A154ME19#		
					0.22μF	±10%	GRM155R61A224KE19#
		±20%		GRM155R61A224ME19#			
	0.33μF			±10%		GRM155R61A334KE15#	
		±20%		GRM155R61A334ME15#			
			0.47μF	±10%	GRM155R61A474KE15#		
		±20%		GRM155R61A474ME15#			
				0.68μF	±10%	GRM155R61A684KE15#	
±20%		GRM155R61A684ME15#					
	B	0.15μF	±10%		GRM155B31A154KE18#		
±20%			GRM155B31A154ME18#				
			0.22μF		±10%	GRM155B31A224KE18#	
±20%		GRM155B31A224ME18#					
		0.33μF		±10%	GRM155B31A334KE14#		
±20%			GRM155B31A334ME14#				
			0.47μF	±10%	GRM155B31A474KE14#		
±20%		GRM155B31A474ME14#					
		0.68μF		±10%	GRM155B31A684KE15#		
±20%			GRM155B31A684ME15#				
			2.2μF	±10%	GRM155B31A225KE95#		
±20%		GRM155B31A225ME95#					
	6.3Vdc	X7R		1.0μF	±10%	GRM155R70J105KA12#	
±20%			GRM155R70J105MA12#				
			X6S		2.2μF	±10%	GRM155C80J225KE95#
±20%		GRM155C80J225ME95#					
		X5R		0.15μF		±10%	GRM155R60J154KE01#

T max.	Rated Voltage	TC Code	Cap.	Tol.	Part Number					
0.55mm	6.3Vdc	X5R	0.15μF	±20%	GRM155R60J154ME01#					
				±10%	GRM155R60J224KE01#					
					GRM155R60J224ME01#					
			0.33μF	±10%	GRM155R60J334KE01#					
				±20%	GRM155R60J334ME01#					
					0.47μF	±10%	GRM155R60J474KE19#			
			±20%	GRM155R60J474ME19#						
				0.68μF		±10%	GRM155R60J684KE19#			
			±20%		GRM155R60J684ME19#					
		B			0.15μF	±10%	GRM155B10J154KE01#			
			±20%	GRM155B10J154ME01#						
				0.22μF		±10%	GRM155B10J224KE01#			
			±20%		GRM155B10J224ME01#					
					0.33μF	±10%	GRM155B10J334KE01#			
			±20%	GRM155B10J334ME01#						
				0.47μF		±10%	GRM155B30J474KE18#			
			±20%		GRM155B30J474ME18#					
					0.68μF	±10%	GRM155B30J684KE18#			
	±20%	GRM155B30J684ME18#								
		2.2μF	±10%	GRM155B30J225KE95#						
	±20%		GRM155B30J225ME95#							
			4Vdc	X7R	1.0μF	±10%	GRM155R70G105KA12#			
	±20%	GRM155R70G105MA12#								
		0.6mm				35Vdc	X5R	1.0μF	±10%	GRM155R6YA105KE11#
	±20%		GRM155R6YA105ME11#							
			25Vdc	X6S	1.0μF				±10%	GRM155C81E105KE11#
	±20%					GRM155C81E105ME11#				
						16Vdc	X6S	1.0μF	±10%	GRM155C81C105KE11#
	±20%		GRM155C81C105ME11#							
		6.3Vdc	X5R	4.7μF	±20%				GRM155R60J475ME47#	
	B				4.7μF	±20%	GRM155B30J475ME47#			
						4Vdc	X5R	4.7μF	±20%	GRM155R60G475ME47#
	B	4.7μF	±20%	GRM155B30G475ME47#						
			2.5Vdc	X6T	4.7μF				±20%	GRM155D80E475ME47#
	0.65mm	6.3Vdc				X6S	4.7μF	±20%	GRM155C80J475MEAA#	
								0.7mm	25Vdc	X5R
±20%			GRM155R61E225ME11#							
	16Vdc	X6S	2.2μF	±10%	GRM155C81C225KE11#					
±20%				GRM155C81C225ME11#						
				X5R	2.2μF	±10%	GRM155R61C225KE11#			
±20%	GRM155R61C225ME11#									
	10Vdc	X7S	2.2μF			±10%	GRM155C71A225KE11#			
±20%				GRM155C71A225ME11#						
				X6S	2.2μF	±10%	GRM155C81A225KE11#			
±20%	GRM155C81A225ME11#									
	6.3Vdc	X7S	2.2μF			±10%	GRM155C70J225KE11#			
±20%				GRM155C70J225ME11#						
				4Vdc	X5R	10μF	±20%	GRM155R60G106ME44#		
2.5Vdc	X5R	10μF	±20%				GRM155R60E106ME16#			

Part number # indicates the package specification code.

GRM Series
GJM Series
GMA Series
GMD Series
GQM Series
GRJ Series
GR3 Series
KRM Series
KR3 Series
LLA Series
LLL Series
LLM Series
LLR Series
⚠Caution/ Notice

GRM Series High Dielectric Constant Type Part Number List

■ 1.6x0.8mm

T max.	Rated Voltage	TC Code	Cap.	Tol.	Part Number			
0.5mm	25Vdc	X5R	1.0μF	±10%	GRM185R61E105KA12#			
				±20%	GRM185R61E105MA12#			
			B	1.0μF	±10%	GRM185B31E105KA12#		
		±20%			GRM185B31E105MA12#			
		16Vdc	X5R	1.0μF	±10%	GRM185R61C105KE44#		
					±20%	GRM185R61C105ME44#		
	B			1.0μF	±10%	GRM185B31C105KE43#		
			±20%		GRM185B31C105ME43#			
	6.3Vdc		X5R	10μF	±20%	GRM185R60J106ME15#		
	4Vdc		X5R	10μF	±20%	GRM185R60G106ME15#		
	0.55mm	16Vdc	X5R	4.7μF	±10%	GRM185R61C475KE11#		
					±20%	GRM185R61C475ME11#		
				X6S	4.7μF	±10%	GRM185C81A475KE11#	
			±20%			GRM185C81A475ME11#		
			X5R		4.7μF	±10%	GRM185R61A475KE11#	
				±20%		GRM185R61A475ME11#		
		6.3Vdc	X7T	4.7μF	±20%	GRM185D70J475ME11#		
			X6S	4.7μF	±20%	GRM185C80J475ME11#		
0.9mm		250Vdc	X7R	220pF	±10%	GRM188R72E221KW07#		
				330pF	±10%	GRM188R72E331KW07#		
				470pF	±10%	GRM188R72E471KW07#		
				680pF	±10%	GRM188R72E681KW07#		
	1000pF			±10%	GRM188R72E102KW07#			
	1500pF			±10%	GRM188R72E152KW07#			
	2200pF			±10%	GRM188R72E222KW07#			
	200Vdc			X7R	220pF	±10%	GRM188R72D221KW07#	
					330pF	±10%	GRM188R72D331KW07#	
					470pF	±10%	GRM188R72D471KW07#	
				680pF	±10%	GRM188R72D681KW07#		
				1000pF	±10%	GRM188R72D102KW07#		
			1500pF	±10%	GRM188R72D152KW07#			
	2200pF		±10%	GRM188R72D222KW07#				
	100Vdc		X7R	220pF	±10%	GRM188R72A221KA01#		
				330pF	±10%	GRM188R72A331KA01#		
				470pF	±10%	GRM188R72A471KA01#		
				680pF	±10%	GRM188R72A681KA01#		
				1000pF	±10%	GRM188R72A102KA01#		
				1500pF	±10%	GRM188R72A152KA01#		
				2200pF	±10%	GRM188R72A222KA01#		
				3300pF	±10%	GRM188R72A332KA01#		
				4700pF	±10%	GRM188R72A472KA01#		
			X7R	6800pF	±10%	GRM188R72A682KA01#		
		10000pF		±10%	GRM188R72A103KA01#			
		15000pF		±10%	GRM188R72A153KAC4#			
				±20%	GRM188R72A153MAC4#			
		22000pF		±10%	GRM188R72A223KAC4#			
				±20%	GRM188R72A223MAC4#			
		0.10μF		±10%	GRM188R72A104KA35#			
		50Vdc		X7R	220pF	±10%	GRM188R71H221KA01#	
					330pF	±10%	GRM188R71H331KA01#	
	470pF		±10%		GRM188R71H471KA01#			
	680pF		±10%	GRM188R71H681KA01#				

T max.	Rated Voltage	TC Code	Cap.	Tol.	Part Number		
0.9mm	50Vdc	X7R	1000pF	±10%	GRM188R71H102KA01#		
			1500pF	±10%	GRM188R71H152KA01#		
			2200pF	±10%	GRM188R71H222KA01#		
			3300pF	±10%	GRM188R71H332KA01#		
			4700pF	±10%	GRM188R71H472KA01#		
			6800pF	±10%	GRM188R71H682KA01#		
			10000pF	±10%	GRM188R71H103KA01#		
			15000pF	±10%	GRM188R71H153KA01#		
			22000pF	±10%	GRM188R71H223KA01#		
			33000pF	±10%	GRM188R71H333KA61#		
			47000pF	±10%	GRM188R71H473KA61#		
			68000pF	±10%	GRM188R71H683KA93#		
			R	0.10μF	±10%	GRM188R71H104KA93#	
				0.15μF	±10%	GRM188R71H154KAC4#	
					±20%	GRM188R71H154MAC4#	
				0.22μF	±10%	GRM188R71H224KAC4#	
					±20%	GRM188R71H224MAC4#	
				X5R	220pF	±10%	GRM188R11H221KA01#
			330pF		±10%	GRM188R11H331KA01#	
			470pF		±10%	GRM188R11H471KA01#	
			680pF		±10%	GRM188R11H681KA01#	
			1000pF		±10%	GRM188R11H102KA01#	
			1500pF		±10%	GRM188R11H152KA01#	
			2200pF		±10%	GRM188R11H222KA01#	
		3300pF	±10%		GRM188R11H332KA01#		
		4700pF	±10%		GRM188R11H472KA01#		
		6800pF	±10%		GRM188R11H682KA01#		
		10000pF	±10%		GRM188R11H103KA01#		
		15000pF	±10%		GRM188R11H153KA01#		
		22000pF	±10%		GRM188R11H223KA01#		
		33000pF	±10%		GRM188R11H333KA61#		
		47000pF	±10%		GRM188R11H473KA61#		
		68000pF	±10%		GRM188R11H683KA93#		
		0.10μF	±10%		GRM188R11H104KA93#		
		B	0.22μF		±10%	GRM188R61H224KAC4#	
				±20%	GRM188R61H474KA12#		
			0.47μF	±10%	GRM188R61H474KA12#		
				±20%	GRM188R61H474MA12#		
			1.0μF	±10%	GRM188R61H105KAAL#		
				±20%	GRM188R61H105MAAL#		
			220pF	±10%	GRM188B11H221KA01#		
				±20%	GRM188B11H221MA01#		
				±10%	GRM188B11H331KA01#		
			330pF	±10%	GRM188B11H331MA01#		
				±20%	GRM188B11H331MA01#		
			470pF	±10%	GRM188B11H471KA01#		
		±20%		GRM188B11H471MA01#			
		680pF	±10%	GRM188B11H681KA01#			
			±20%	GRM188B11H681MA01#			
		1000pF	±10%	GRM188B11H102KA01#			
			±20%	GRM188B11H102MA01#			
		1500pF	±10%	GRM188B11H152KA01#			
			±20%	GRM188B11H152MA01#			
		2200pF	±10%	GRM188B11H222KA01#			
±20%	GRM188B11H222MA01#						
3300pF	±10%	GRM188B11H332KA01#					

Part number # indicates the package specification code.

GRM Series High Dielectric Constant Type Part Number List

(→ ■ 1.6x0.8mm)

T max.	Rated Voltage	TC Code	Cap.	Tol.	Part Number				
0.9mm	50Vdc	B	3300pF	±20%	GRM188B11H332MA01#				
			4700pF	±10%	GRM188B11H472KA01#				
				±20%	GRM188B11H472MA01#				
			6800pF	±10%	GRM188B11H682KA01#				
				±20%	GRM188B11H682MA01#				
			10000pF	±10%	GRM188B11H103KA01#				
				±20%	GRM188B11H103MA01#				
			15000pF	±10%	GRM188B11H153KA01#				
				±20%	GRM188B11H153MA01#				
			22000pF	±10%	GRM188B11H223KA01#				
				±20%	GRM188B11H223MA01#				
			33000pF	±10%	GRM188B11H333KA61#				
				±20%	GRM188B11H333MA61#				
			47000pF	±10%	GRM188B11H473KA61#				
				±20%	GRM188B11H473MA61#				
			68000pF	±10%	GRM188B31H683KA92#				
				±20%	GRM188B31H683MA92#				
			0.10μF	±10%	GRM188B31H104KA92#				
				±20%	GRM188B31H104MA92#				
			0.15μF	±10%	GRM188B31H154KAC4#				
	±20%	GRM188B31H154MAC4#							
	0.22μF	±10%	GRM188B31H224KAC4#						
		±20%	GRM188B31H224MAC4#						
	1.0μF	±10%	GRM188B31H105KAAL#						
		±20%	GRM188B31H105MAAL#						
	25Vdc	X7R	33000pF	±10%	GRM188R71E333KA01#				
			47000pF	±10%	GRM188R71E473KA01#				
			68000pF	±10%	GRM188R71E683KA01#				
			0.15μF	±10%	GRM188R71E154KA01#				
			0.22μF	±10%	GRM188R71E224KA88#				
				±20%	GRM188R71E224MA12#				
			0.47μF	±10%	GRM188R71E474KA12#				
				±20%	GRM188R71E474MA12#				
			1.0μF	±10%	GRM188R71E105KA12#				
				±20%	GRM188R71E105MA12#				
		R	33000pF	±10%	GRM188R11E333KA01#				
			47000pF	±10%	GRM188R11E473KA01#				
			68000pF	±10%	GRM188R11E683KA01#				
			0.15μF	±10%	GRM188R11E154KA01#				
			0.22μF	±10%	GRM188R11E224KA88#				
±20%				GRM188R11E224MA12#					
0.47μF			±10%	GRM188R61E474KA12#					
			±20%	GRM188R61E474MA12#					
0.68μF			±10%	GRM188R61E684KA75#					
			±20%	GRM188R61E684MA75#					
X5R	0.22μF	±10%	GRM188R61E224KA88#						
		±20%	GRM188R61E224MA12#						
	0.47μF	±10%	GRM188R61E474KA12#						
		±20%	GRM188R61E474MA12#						
	0.68μF	±10%	GRM188R61E684KA75#						
		±20%	GRM188R61E684MA75#						
	1.0μF	±10%	GRM188R61E105KA12#						
		±20%	GRM188R61E105MA12#						
	2.2μF	±10%	GRM188R61E225KA12#						
		±20%	GRM188R61E225MA12#						
B	10000pF	±10%	GRM188B11E103KA01#						
		±20%	GRM188B11E103MA01#						
	15000pF	±10%	GRM188B11E153KA01#						
		±20%	GRM188B11E153MA01#						
	22000pF	±10%	GRM188B11E223KA01#						
		±20%	GRM188B11E223MA01#						
0.95mm	25Vdc	X5R	4.7μF	±10%	GRM188R61E475KE11#				
			±20%	GRM188R61E475ME11#					
			6.3Vdc	B	10μF	±20%	GRM188B30J106ME47#		
					16Vdc	X6S	4.7μF	±10%	GRM188C81C475KE11#
			0.9mm	25Vdc	B	33000pF	±10%	GRM188B11E333KA01#	
						±20%	GRM188B11E333MA01#		
						47000pF	±10%	GRM188B11E473KA01#	
							±20%	GRM188B11E473MA01#	
						68000pF	±10%	GRM188B11E683KA01#	
							±20%	GRM188B11E683MA01#	
	0.10μF	±10%				GRM188B11E104KA01#			
		±20%				GRM188B11E104MA01#			
	0.15μF	±10%				GRM188B11E154KA01#			
		±20%				GRM188B11E154MA01#			
	0.22μF	±10%				GRM188B31E224KA87#			
		±20%				GRM188B31E224MA87#			
	0.47μF	±10%				GRM188B31E474KA75#			
		±20%				GRM188B31E474MA75#			
	0.68μF	±10%				GRM188B31E684KA75#			
		±20%				GRM188B31E684MA75#			
1.0μF	±10%	GRM188B31E105KA75#							
	±20%	GRM188B31E105MA75#							
2.2μF	±10%	GRM188B31E225KA12#							
	±20%	GRM188B31E225MA12#							
16Vdc	X7R	0.15μF		±10%	GRM188R71C154KA01#				
		0.22μF		±10%	GRM188R71C224KA01#				
		0.33μF		±10%	GRM188R71C334KA01#				
		0.47μF		±10%	GRM188R71C474KA88#				
				±20%	GRM188R71C474MA88#				
	X7S	0.68μF		±10%	GRM188C71C684KA12#				
		±20%		GRM188C71C684MA12#					
		R		0.33μF	±10%	GRM188R11C334KA01#			
				0.47μF	±10%	GRM188R11C474KA88#			
		X6S		2.2μF	±10%	GRM188C81C225KA12#			
±20%	GRM188C81C225MA12#								
X5R	0.68μF	±10%		GRM188R61C684KA75#					
		±20%		GRM188R61C684MA75#					
	2.2μF	±10%		GRM188R61C225KE15#					
		±20%		GRM188R61C225MA12#					
	B	0.33μF		±10%	GRM188B11C334KA01#				
±20%		GRM188B11C334MA01#							
10Vdc	X7R	0.33μF		±10%	GRM188R71A334KA61#				
		±20%		GRM188R71A334MA61#					
		0.68μF		±10%	GRM188R71A684KA61#				
			±20%	GRM188R71A684MA61#					
		2.2μF	±10%	GRM188R71A225KE15#					
	±20%		GRM188R71A225MA12#						
	X7T	2.2μF	±10%	GRM188D71A225KE34#					
			±20%	GRM188D71A225MA12#					
		X5R	0.33μF	±10%	GRM188R61A334KA61#				
			±20%	GRM188R61A334MA61#					
B		0.33μF	±10%	GRM188B11A334KA61#					
	±20%	GRM188B11A334MA61#							

Part number # indicates the package specification code.

GRM Series
GJM Series
GMA Series
GMD Series
GQM Series
GRJ Series
GR3 Series
KRM Series
KR3 Series
LLA Series
LLL Series
LLM Series
LLR Series
⚠Caution/ Notice

GRM Series High Dielectric Constant Type Part Number List

(→ ■ 1.6x0.8mm)

T max.	Rated Voltage	TC Code	Cap.	Tol.	Part Number			
0.95mm	16Vdc	X6S	4.7μF	±20%	GRM188C81C475ME11#			
				±10%	GRM188R61C475KE11#			
			±20%	GRM188R61C475ME11#				
			10μF	±10%	GRM188R61C106KAAL#			
				±20%	GRM188R61C106MAAL#			
			B	4.7μF	±10%	GRM188B31C475KAAJ#	Derating	
		±20%			GRM188B31C475MAAJ#	Derating		
		10Vdc	X7S	4.7μF	±10%	GRM188C71A475KE11#		
					±20%	GRM188C71A475ME11#		
				X5R	10μF	±10%	GRM188R61A106KAAL#	
			±20%			GRM188R61A106MAAL#		
			B	10μF	±20%	GRM188B31A106ME69#	Derating	
1.0mm	50Vdc	X5R	2.2μF	±10%	GRM188R61H225KE11#			
				±20%	GRM188R61H225ME11#			
			35Vdc	X6S	2.2μF	±10%	GRM188C8YA225KE11#	
						±20%	GRM188C8YA225ME11#	
				X5R	4.7μF	±10%	GRM188R6YA475KE15#	
	±20%	GRM188R6YA475ME15#						
	25Vdc	X7S	2.2μF	±10%	GRM188C71E225KE11#			
				±20%	GRM188C71E225ME11#			
			X6S	2.2μF	±10%	GRM188C81E225KE11#		
					±20%	GRM188C81E225ME11#		
		4.7μF		±10%	GRM188C81E475KE11#	Derating		
				±20%	GRM188C81E475ME11#	Derating		
			X5R	10μF	±20%	GRM188R61E106MA73#		
		16Vdc	X7S	2.2μF	±10%	GRM188C71C225KE11#		
					±20%	GRM188C71C225ME11#		
				X6S	10μF	±20%	GRM188C81C106MA73#	
	10Vdc		X7T		10μF	±20%	GRM188D71A106MA73#	
	6.3Vdc	X7T	10μF	±20%	GRM188D70J106MA73#			
			X5R	22μF	±20%	GRM188R60J226MEA0#	Derating	
		B			22μF	±20%	GRM188B30J226MEA0#	Derating
		4Vdc		X6S	22μF	±20%	GRM188C80G226MEA0#	Derating
			X5R			22μF	±20%	GRM188R60G226MEA0#
	B	22μF	±20%	GRM188B30G226MEA0#	Derating			

■ 2.0x1.25mm

T max.	Rated Voltage	TC Code	Cap.	Tol.	Part Number			
0.7mm	16Vdc	X6S	1.0μF	±10%	GRM216C81C105KA12#			
0.95mm	100Vdc	X7R	10000pF	±10%	GRM219R72A103KA01#			
				±20%	GRM219R72A103MA01#			
			50Vdc	X7R	10000pF	±10%	GRM219R71H103KA01#	
						±20%	GRM219R71H103MA01#	
					15000pF	±10%	GRM219R71H153KA01#	
	±20%	GRM219R71H153MA01#						
	33000pF		±10%	GRM219R71H333KA01#				
			±20%	GRM219R71H333MA01#				
		0.33μF	±10%	GRM219R71H334KA88#				
	R	33000pF	±10%	GRM219R11H333KA01#				
	X5R	1.0μF	±10%	GRM219R61H105KA73#				
			±20%	GRM219R61H105MA73#				
		2.2μF	±10%	GRM219R61H225KE15#				
			±20%	GRM219R61H225ME15#				

T max.	Rated Voltage	TC Code	Cap.	Tol.	Part Number			
0.95mm	50Vdc	B	0.33μF	±10%	GRM219B31H334KA87#			
				±20%	GRM219B31H334MA87#			
			1.0μF	±10%	GRM219B31H105KA73#			
				±20%	GRM219B31H105MA73#			
			2.2μF	±10%	GRM219B31H225KE15#			
				±20%	GRM219B31H225ME15#			
		35Vdc	X6S	2.2μF	±10%	GRM219C8YA225KE15#		
					±20%	GRM219C8YA225ME15#		
				X5R	4.7μF	±10%	GRM219R6YA475KA73#	Derating
			±20%			GRM219R6YA475MA73#	Derating	
			25Vdc	X7R	0.10μF	±10%	GRM219R71E104KA01#	
						±20%	GRM219R71E104MA01#	
	0.68μF	±10%			GRM219R71E684KA88#			
		±20%			GRM219R71E105KA88#			
	R	68000pF		±10%	GRM219R11E683KA01#			
	X6S	2.2μF		±10%	GRM219C81E225KE15#			
				±20%	GRM219C81E225ME15#			
	X5R	2.2μF		±10%	GRM219R61E225KA12#			
				±20%	GRM219R61E225MA12#			
		4.7μF	±10%	GRM219R61E475KA73#				
			±20%	GRM219R61E475MA73#				
		10μF	±10%	GRM219R61E106KA12#	Derating			
	±20%	GRM219R61E106MA12#	Derating					
	B	2.2μF	±10%	GRM219B31E225KA75#				
			±20%	GRM219B31E225MA75#				
	10μF	±10%	GRM219B31E106KA12#	Derating				
	±20%	GRM219B31E106MA12#	Derating					
	16Vdc	X7R	0.33μF	±10%	GRM219R71C334KA88#			
				±20%	GRM219R71C225KE15#			
			R	0.68μF	±10%	GRM219R11C684KA01#		
				X6S	4.7μF	±10%	GRM219C81C475KA73#	
		±20%	GRM219C81C475MA73#					
		X5R	4.7μF	±10%	GRM219R61C475KE15#			
				±20%	GRM219R61C106KA73#			
			10μF	±10%	GRM219R61C106MA73#			
±20%				GRM219R61C106MA73#				
B	4.7μF	±10%	GRM219B31C475KE15#					
		±20%	GRM219B31C106KA73#					
	10μF	±10%	GRM219B31C106MA73#					
		±20%	GRM219B31C106MA73#					
10Vdc	X7R	2.2μF	±10%	GRM219R71A225KE15#				
			±20%	GRM219R71A225ME15#				
		X7T	4.7μF	±10%	GRM219D71A475KE15#	Derating		
				±20%	GRM219D71A475ME15#	Derating		
			X5R	22μF	±20%	GRM219R61A226MEA0#	Derating	
	B	22μF	±20%	GRM219B31A226MEA0#	Derating			
	6.3Vdc	X6S	10μF	±10%	GRM219C80J106KE39#			
				±20%	GRM219C80J106ME39#			
			X5R	22μF	±20%	GRM219R60J226ME47#	Derating	
		B	22μF	±20%	GRM219B30J226ME47#	Derating		
4Vdc		X6S	10μF	±10%	GRM219C80G106KE19#			
	±20%			GRM219C80G106ME19#				
	X5R		47μF	±20%	GRM219R60G476ME44#	Derating		
	2.5Vdc	X6T	47μF	±20%	GRM219D80E476ME44#			
		X7R	1000pF	±10%	GRM21AR72E102KW01#			
1.0mm	250Vdc	X7R	1000pF	±10%	GRM21AR72E102KW01#			

Part number # indicates the package specification code.

GRM Series
 GJM Series
 GMA Series
 GMD Series
 GQM Series
 GRJ Series
 GR3 Series
 KRM Series
 KR3 Series
 LLA Series
 LLL Series
 LLM Series
 LLR Series
 ⚠ Caution/
 Notice

GRM Series High Dielectric Constant Type Part Number List

(→ ■ 2.0x1.25mm)

T max.	Rated Voltage	TC Code	Cap.	Tol.	Part Number	
1.0mm	250Vdc	X7R	1500pF	±10%	GRM21AR72E152KW01#	
			2200pF	±10%	GRM21AR72E222KW01#	
			3300pF	±10%	GRM21AR72E332KW01#	
			4700pF	±10%	GRM21AR72E472KW01#	
			6800pF	±10%	GRM21AR72E682KW01#	
	200Vdc	X7R	1000pF	±10%	GRM21AR72D102KW01#	
			1500pF	±10%	GRM21AR72D152KW01#	
			2200pF	±10%	GRM21AR72D222KW01#	
			3300pF	±10%	GRM21AR72D332KW01#	
			4700pF	±10%	GRM21AR72D472KW01#	
	100Vdc	X7R	0.22μF	±10%	GRM21AR72A224KAC5#	
			0.33μF	±10%	GRM21AR72A334KAC5#	
	50Vdc	X7R	22000pF	±10%	GRM219R71H223KA17#	
				±20%	GRM219R71H223MA17#	
	35Vdc	X6S	4.7μF	±10%	GRM219C8YA475KE21#	Derating
				±20%	GRM219C8YA475ME21#	Derating
	25Vdc	X7S	4.7μF	±10%	GRM219C71E475KE21#	Derating
				±20%	GRM219C71E475ME21#	Derating
		X6S	4.7μF	±10%	GRM219C81E475KE21#	Derating
				±20%	GRM219C81E475ME21#	Derating
16Vdc	X7S	4.7μF	±10%	GRM219C71C475KE21#		
			±20%	GRM219C71C475ME21#		
	X5R	22μF	±20%	GRM219R61C226ME15#	Derating	
1.35mm	100Vdc	X7R	10000pF	±10%	GRM21BR72A103KA01#	
			15000pF	±10%	GRM21BR72A153KA01#	
			22000pF	±10%	GRM21BR72A223KA01#	
			33000pF	±10%	GRM21BR72A333KA01#	
			47000pF	±10%	GRM21BR72A473KA01#	
			68000pF	±10%	GRM21BR72A683KAC4#	
				±20%	GRM21BR72A683MAC4#	
			0.10μF	±10%	GRM21BR72A104KAC4#	
				±20%	GRM21BR72A104MAC4#	
			50Vdc	X7R	47000pF	±10%
	68000pF	±10%			GRM21BR71H683KA01#	
	0.10μF	±10%			GRM21BR71H104KA01#	
		±20%			GRM21BR71H104MA01#	
	0.15μF	±10%			GRM21BR71H154KA01#	
	0.22μF	±10%			GRM21BR71H224KA01#	
	0.47μF	±10%			GRM21BR71H474KA88#	
	R	0.10μF		±10%	GRM21BR11H104KA01#	
		±20%		GRM21BR11H104MA01#		
	X5R	1.0μF		±10%	GRM21BR61H105KA12#	
	B	0.15μF	±10%	GRM21BB31H154KA88#		
±20%			GRM21BB31H154MA88#			
0.22μF		±10%	GRM21BB31H224KA88#			
		±20%	GRM21BB31H224MA88#			
0.47μF		±10%	GRM21BB31H474KA87#			
	±20%	GRM21BB31H474MA87#				
0.68μF	±10%	GRM21BB31H684KAC4#				
	±20%	GRM21BB31H684MAC4#				
1.0μF	±10%	GRM21BB31H105KA12#				
	±20%	GRM21BB31H105MA12#				
25Vdc	R	0.15μF	±10%	GRM21BR11E154KA01#		

T max.	Rated Voltage	TC Code	Cap.	Tol.	Part Number			
1.35mm	25Vdc	R	0.15μF	±20%	GRM21BR11E154MA01#			
			4.7μF	±10%	GRM21BC81E475KA12#			
			±20%	GRM21BC81E475MA12#				
				GRM21BR61E475KA12#				
		X5R	4.7μF	±10%	GRM21BR61E475MA12#			
				±20%	GRM21BR61E475MA12#			
		B	2.2μF	±10%	GRM21BB31E225KA75#			
				±20%	GRM21BB31E225MA75#			
			4.7μF	±10%	GRM21BB31E475KA75#			
				±20%	GRM21BB31E475MA75#			
	16Vdc	X7R	2.2μF	±10%	GRM21BR71C225KA12#			
				±20%	GRM21BR71C225MA12#			
		X5R	10μF	±10%	GRM21BR61C106KE15#			
				±20%	GRM21BR61C106ME15#			
		B	10μF	±10%	GRM21BB31C106KE15#			
±20%	GRM21BB31C106ME15#							
1.4mm	100Vdc	X7R	0.47μF	±10%	GRM21BR72A474KA73#			
			50Vdc	X5R	2.2μF	±10%	GRM21BR61H225KA73#	
						±20%	GRM21BR61H225MA73#	
					4.7μF	±10%	GRM21BR61H475KE51#	
			±20%	GRM21BR61H475ME51#				
	B	2.2μF		±10%	GRM21BB31H225KA73#			
			±20%	GRM21BB31H225MA73#				
		4.7μF	±10%	GRM21BB31H475KE51#				
			±20%	GRM21BB31H475ME51#				
	25Vdc	X7R	1.0μF	±10%	GRM21BR71E105KA99#			
±20%				GRM21BR71E225KE11#				
±20%				GRM21BR71E225ME11#				
4.7μF				±10%	GRM21BR71E475KA73#	Derating		
±20%			GRM21BR71E475MA73#	Derating				
R			1.0μF	±10%	GRM21BR11E105KA99#			
				±20%	GRM21BR61E106KA73#			
X5R		10μF	±10%	GRM21BR61E106MA73#				
			±20%	GRM21BR61E106MA73#				
			B	10μF	±10%	GRM21BB31E106KA73#		
±20%	GRM21BB31E106MA73#							
16Vdc	X7R	4.7μF	±10%	GRM21BR71C475KA73#				
			±20%	GRM21BR71C475MA73#				
	X6S	10μF	±10%	GRM21BC81C106KA73#				
			±20%	GRM21BC81C106MA73#				
10Vdc	X7R	4.7μF	±10%	GRM21BR71A475KA73#				
			±20%	GRM21BR71A475MA73#				
		10μF	±10%	GRM21BR71A106KE51#				
	±20%		GRM21BR71A106ME51#					
	B	22μF	±20%	GRM21BB31A226ME51#	Derating			
6.3Vdc	X7R	10μF	±10%	GRM21BR70J106KE76#				
			±20%	GRM21BR70J106ME76#				
	X6S	22μF	±20%	GRM21BC80J226ME51#	Derating			
4Vdc	X7U	22μF	±20%	GRM21BE70G226ME51#				
			X6S	22μF	±20%	GRM21BC80G226ME39#		
1.45mm	250Vdc	X7R	10000pF	±10%	GRM21BR72E103KW03#			
			15000pF	±10%	GRM21BR72E153KW03#			
			22000pF	±10%	GRM21BR72E223KW03#			
	200Vdc	X7R	10000pF	±10%	GRM21BR72D103KW03#			
				15000pF	±10%	GRM21BR72D153KW03#		
				22000pF	±10%	GRM21BR72D223KW03#		

Part number # indicates the package specification code.

GRM Series High Dielectric Constant Type Part Number List

(→ ■ 2.0x1.25mm)

T max.	Rated Voltage	TC Code	Cap.	Tol.	Part Number		
1.45mm	50Vdc	X7S	4.7µF	±10%	GRM21BC71H475KE11#		
				±20%	GRM21BC71H475ME11#		
		X6S	4.7µF	±10%	GRM21BC81H475KE11#		
				±20%	GRM21BC81H475ME11#		
	35Vdc	X7S	4.7µF	±10%	GRM21BC7YA475KE11#		
				±20%	GRM21BC7YA475ME11#		
		X6S	10µF	±10%	GRM21BC8YA106KE11#	Derating	
				±20%	GRM21BC8YA106ME11#	Derating	
		X5R	10µF	±10%	GRM21BR6YA106KE43#	Derating	
				±20%	GRM21BR6YA106ME43#	Derating	
	25Vdc	X7S	4.7µF	±10%	GRM21BC71E475KE11#		
				±20%	GRM21BC71E475ME11#		
				±10%	GRM21BC71E106KE11#	Derating	
		10µF	±20%	GRM21BC71E106ME11#	Derating		
			±10%	GRM21BC81E106KE11#	Derating		
			±20%	GRM21BC81E106ME11#	Derating		
	X6S	10µF	±10%	GRM21BC81E106KE11#	Derating		
			±20%	GRM21BC81E106ME11#	Derating		
			X5R	22µF	±20%	GRM21BR61E226ME44#	
	16Vdc	X7S			10µF	±10%	GRM21BC71C106KE11#
±20%			GRM21BC71C106ME11#				
X6S		22µF	±20%	GRM21BC81C226ME44#	Derating		
	X5R		22µF	±20%	GRM21BR61C226ME44#		
10Vdc		X7T		22µF	±20%	GRM21BD71A226ME44#	Derating
	X6S		22µF		±20%	GRM21BC81A226ME44#	
					X5R	22µF	±20%
47µF	±20%	GRM21BR61A476ME15#	Derating				
	6.3Vdc	X7T	22µF	±20%	GRM21BD70J226ME44#		
X5R				47µF	±20%	GRM21BR60J476ME15#	Derating
		B	47µF		±20%	GRM21BB30J476ME15#	Derating
4Vdc	X6S	47µF	±20%	GRM21BC80G476ME15#	Derating		
			X5R	47µF	±20%	GRM21BR60G476ME15#	
	B	47µF			±20%	GRM21BB30G476ME15#	

■ 3.2x1.6mm

T max.	Rated Voltage	TC Code	Cap.	Tol.	Part Number	
0.95mm	35Vdc	X5R	10µF	±10%	GRM319R6YA106KA12#	Derating
				±20%	GRM319R6YA106MA12#	Derating
	25Vdc	R	0.33µF	±10%	GRM319R11E334KA01#	
				16Vdc	X5R	10µF
	±20%	GRM319R61C106ME15#				
	22µF	±20%	GRM319R61C226ME15#			Derating
		B	10µF			±10%
	±20%			GRM319B31C106ME15#		
	22µF	±20%	GRM319B31C226ME15#	Derating		
		10Vdc	X5R	22µF	±20%	GRM319R61A226ME15#
	B				22µF	±20%
	6.3Vdc	X6S	22µF	±20%	GRM319C80J226ME15#	
X5R				22µF	±20%	GRM319R60J226ME15#
		B	22µF		±20%	GRM319B30J226ME15#
1.0mm	630Vdc	X7R	1000pF	±10%	GRM31AR72J102KW01#	
			1500pF	±10%	GRM31AR72J152KW01#	
			2200pF	±10%	GRM31AR72J222KW01#	
			3300pF	±10%	GRM31AR72J332KW01#	

T max.	Rated Voltage	TC Code	Cap.	Tol.	Part Number		
1.0mm	630Vdc	X7R	4700pF	±10%	GRM31AR72J472KW01#		
			6800pF	±10%	GRM31AR72J682KW01#		
			10000pF	±10%	GRM31AR72J103KW01#		
1.25mm	1000Vdc	X7R	470pF	±10%	GRM31BR73A471KW01#		
			680pF	±10%	GRM31BR73A681KW01#		
			1000pF	±10%	GRM31BR73A102KW01#		
			1500pF	±10%	GRM31BR73A152KW01#		
			2200pF	±10%	GRM31BR73A222KW01#		
			3300pF	±10%	GRM31BR73A332KW01#		
			4700pF	±10%	GRM31BR73A472KW01#		
			630Vdc	X7R	6800pF	±10%	GRM31BR72E682KW01#
	250Vdc	X7R	15000pF	±10%	GRM31BR72E153KW01#		
			22000pF	±10%	GRM31BR72E223KW01#		
			68000pF	±10%	GRM31BR72E683KW01#		
200Vdc	X7R	15000pF	±10%	GRM31BR72D153KW01#			
		22000pF	±10%	GRM31BR72D223KW01#			
		68000pF	±10%	GRM31BR72D683KW01#			
50Vdc	X7R	0.47µF	±10%	GRM31MR71H474KA01#			
		0.68µF	±10%	GRM31MR71H684KA88#			
		1.0µF	±10%	GRM31MR71H105KA88#			
B	1.0µF	±10%	GRM31MB31H105KA87#				
		25Vdc	X5R	10µF	±20%	GRM31MR61E106MA12#	
		1.3mm	100Vdc	X7R	0.47µF	±10%	GRM31MR72A474KA35#
±20%	GRM31MR72A474MA35#						
0.68µF	±10%				GRM31MR72A684KA35#		
1.8mm	1000Vdc	X7R	6800pF	±10%	GRM31CR73A682KW03#		
			10000pF	±10%	GRM31CR73A103KW03#		
	630Vdc	X7R	15000pF	±10%	GRM31CR72J153KW03#		
			22000pF	±10%	GRM31CR72J223KW03#		
			33000pF	±10%	GRM31CR72E333KW03#		
	47000pF	±10%	GRM31CR72E473KW03#				
			0.10µF	±10%	GRM31CR72E104KW03#		
			200Vdc	X7R	33000pF	±10%	GRM31CR72D333KW03#
	47000pF	±10%			GRM31CR72D473KW03#		
	0.10µF	±10%			GRM31CR72D104KW03#		
	100Vdc	X7R	1.0µF	±10%	GRM31CR72A105KA01#		
50Vdc	X7R	2.2µF	±10%	GRM31CR71H225KA88#			
			4.7µF	±10%	GRM31CR71H475KA12#		
			±20%	GRM31CR71H475MA12#			
	X5R	10µF	±10%	GRM31CR61H106KA12#			
			±20%	GRM31CR61H106MA12#			
			B	2.2µF	±10%	GRM31CB31H225KA87#	
	±20%	GRM31CB31H225MA87#					
	4.7µF	±10%	GRM31CB31H475KA12#				
±20%		GRM31CB31H475MA12#					
25Vdc	X7R	10µF	±10%	GRM31CB31H106KA12#			
			±20%	GRM31CB31H106MA12#			
			B	10µF	±10%	GRM31CB31H106KA12#	
	±20%	GRM31CB31E106KA75#					
	22µF	±20%			GRM31CB31E226ME15#		
	16Vdc	X7R	4.7µF	±20%	GRM31CR71C475MA01#		

Part number # indicates the package specification code.

GRM Series High Dielectric Constant Type Part Number List

(→ ■ 3.2x1.6mm)

T max.	Rated Voltage	TC Code	Cap.	Tol.	Part Number		
1.8mm	16Vdc	X6S	22μF	±20%	GRM31CC81C226ME15#		
		X5R	22μF	±20%	GRM31CR61C226ME15#		
		B	22μF	±20%	GRM31CB31C226ME15#		
	10Vdc	X7R	22μF	±20%	GRM31CR71A226ME15#		
		X5R	47μF	±20%	GRM31CR61A476ME15#		
		B	47μF	±20%	GRM31CB31A476ME15#		
	6.3Vdc	X7R	22μF	±20%	GRM31CR70J226ME19#		
		X7U	47μF	±20%	GRM31CE70J476ME15#	Dera	
		X6S	47μF	±20%	GRM31CC80J476ME18#		
		X5R	47μF	±20%	GRM31CR60J476ME19#		
		B	47μF	±20%	GRM31CB30J476ME18#		
	4Vdc	X7U	47μF	±20%	GRM31CE70G476ME15#		
		X6S	47μF	±20%	GRM31CC80G476ME19#		
	1.9mm	100Vdc	X7R	2.2μF	±10%	GRM31CR72A225KA73#	
				±20%	GRM31CR72A225MA73#		
25Vdc		X6S	22μF	±20%	GRM31CC81E226ME11#		
			16Vdc	X7S	22μF	±20%	GRM31CC71C226ME11#
6.3Vdc		X6T	100μF	±20%	GRM31CD80J107ME39#	Dera	
			X5R	100μF	±20%	GRM31CR60J107ME39#	
4Vdc		X7U	100μF	±20%	GRM31CE70G107ME39#	Dera	
			X6T	100μF	±20%	GRM31CD80G107ME39#	
		X5R	100μF	±20%	GRM31CR60G107ME39#		
			220μF	±20%	GRM31CR60G227ME11#	Dera	

■ 3.2x2.5mm

T max.	Rated Voltage	TC Code	Cap.	Tol.	Part Number	
1.5mm	1000Vdc	X7R	6800pF	±10%	GRM32QR73A682KW01#	
			10000pF	±10%	GRM32QR73A103KW01#	
	630Vdc	X7R	22000pF	±10%	GRM32QR72J223KW01#	
			250Vdc	X7R	68000pF	±10%
	200Vdc	X7R	0.15μF	±10%	GRM32QR72E154KW01#	
			68000pF	±10%	GRM32QR72D683KW01#	
0.15μF	±10%	GRM32QR72D154KW01#				
1.8mm	100Vdc	X7R	1.0μF	±10%	GRM32CR72A105KA35#	
			±20%	GRM32CR72A105MA35#		
2.0mm	1000Vdc	X7R	15000pF	±10%	GRM32DR73A153KW01#	
			22000pF	±10%	GRM32DR73A223KW01#	
	630Vdc	X7R	33000pF	±10%	GRM32DR72J333KW01#	
			47000pF	±10%	GRM32DR72J473KW01#	
	250Vdc	X7R	0.10μF	±10%	GRM32DR72E104KW01#	
			0.22μF	±10%	GRM32DR72E224KW01#	
	200Vdc	X7R	0.10μF	±10%	GRM32DR72D104KW01#	
			0.22μF	±10%	GRM32DR72D224KW01#	
2.2mm	25Vdc	X7R	10μF	±10%	GRM32DR71E106KA12#	
2.7mm	100Vdc	X7R	2.2μF	±10%	GRM32ER72A225KA35#	
			±20%	GRM32ER72A225MA35#		
	80Vdc	X7R	4.7μF	±10%	GRM32ER71K475KE14#	Dera
			±20%	GRM32ER71K475ME14#	Dera	
	63Vdc	X7R	10μF	±10%	GRM32ER71J106KA12#	Dera
±20%			GRM32ER71J106MA12#	Dera		
50Vdc	X7R	4.7μF	±10%	GRM32ER71H475KA88#		
		10μF	±10%	GRM32ER71H106KA12#		

T max.	Rated Voltage	TC Code	Cap.	Tol.	Part Number			
2.7mm	50Vdc	X7R	10μF	±20%	GRM32ER71H106MA12#			
			X5R	10μF	±10%	GRM32ER61H106KA12#		
				±20%	GRM32ER61H106MA12#			
		B	10μF	±10%	GRM32EB31H106KA12#			
			±20%	GRM32EB31H106MA12#				
			35Vdc	X7R	10μF	±10%	GRM32ER7YA106KA12#	
	±20%	GRM32ER7YA106MA12#						
	X5R	10μF	±10%	GRM32ER6YA106KA12#				
		±20%	GRM32ER6YA106MA12#					
		B	10μF	±10%	GRM32EB3YA106KA12#			
			±20%	GRM32EB3YA106MA12#				
			25Vdc	X7R	22μF	±20%	GRM32ER71E226ME15#	
					X5R	22μF	±20%	GRM32ER61E226ME15#
	B	22μF	±20%	GRM32EB31E226ME15#				
		16Vdc	X7R	22μF	±20%	GRM32ER71C226MEA8#	Dera	
	X6S			47μF	±20%	GRM32EC81C476ME15#	Dera	
	X5R		47μF	±20%	GRM32ER61C476ME15#			
			B	47μF	±20%	GRM32EB31C476ME15#		
10Vdc	X7R	47μF	±20%	GRM32ER71A476ME15#				
		X5R	47μF	±20%	GRM32ER61A476ME20#			
	B	100μF	±20%	GRM32ER61A107ME20#	Dera			
		47μF	±20%	GRM32EB31A476ME20#				
6.3Vdc	X7R	47μF	±20%	GRM32ER70J476ME20#				
		X7U	100μF	±20%	GRM32EE70J107ME15#	Dera		
	X5R	100μF	±20%	GRM32ER60J107ME20#				
		B	100μF	±20%	GRM32EB30J107ME16#			
4Vdc	X7U	100μF	±20%	GRM32EE70G107ME19#				

■ 4.5x3.2mm

T max.	Rated Voltage	TC Code	Cap.	Tol.	Part Number	
1.5mm	630Vdc	X7R	68000pF	±10%	GRM43QR72J683KW01#	
			250Vdc	X7R	0.15μF	±10%
	200Vdc	X7R	0.15μF	±10%	GRM43QR72D154KW01#	
2.0mm	1000Vdc	X7R	33000pF	±10%	GRM43DR73A333KW01#	
			47000pF	±10%	GRM43DR73A473KW01#	
	630Vdc	X7R	0.10μF	±10%	GRM43DR72J104KW01#	
			250Vdc	X7R	0.22μF	±10%
	0.33μF	±10%	GRM43DR72E334KW01#			
	0.47μF	±10%	GRM43DR72E474KW01#			
	200Vdc	X7R	0.22μF	±10%	GRM43DR72D224KW01#	
			0.33μF	±10%	GRM43DR72D334KW01#	
0.47μF			±10%	GRM43DR72D474KW01#		

■ 5.7x5.0mm

T max.	Rated Voltage	TC Code	Cap.	Tol.	Part Number	
2.0mm	1000Vdc	X7R	68000pF	±10%	GRM55DR73A683KW01#	
			0.10μF	±10%	GRM55DR73A104KW01#	
	630Vdc	X7R	0.15μF	±10%	GRM55DR72J154KW01#	
			0.22μF	±10%	GRM55DR72J224KW01#	
			250Vdc	X7R	0.33μF	±10%

Part number # indicates the package specification code.

GRM Series
 GJM Series
 GMA Series
 GMD Series
 GQM Series
 GRJ Series
 GR3 Series
 KRM Series
 KR3 Series
 LLA Series
 LLL Series
 LLM Series
 LLR Series
 ⚠Caution/ Notice

GRM Series High Dielectric Constant Type Part Number List

(→ ■ 5.7×5.0mm)

T max.	Rated Voltage	TC Code	Cap.	Tol.	Part Number
2.0mm	250Vdc	X7R	0.47μF	±10%	GRM55DR72E474KW01#
			0.68μF	±10%	GRM55DR72E684KW01#
			1.0μF	±10%	GRM55DR72E105KW01#
	200Vdc	X7R	0.33μF	±10%	GRM55DR72D334KW01#
			0.47μF	±10%	GRM55DR72D474KW01#
			0.68μF	±10%	GRM55DR72D684KW01#
			1.0μF	±10%	GRM55DR72D105KW01#

GRM Series

GJM Series

GMA Series

GMD Series

GQM Series

GRJ Series

GR3 Series

KRM Series

KR3 Series

LLA Series

LLL Series

LLM Series

LLR Series

⚠Caution/
Notice

High Frequency High Q Type 1005(in mm)/0402(in inch) Size Max.

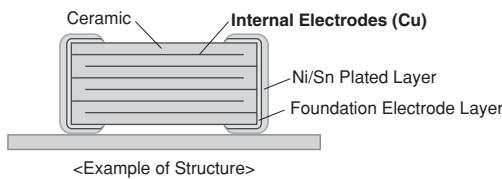
GJM Series **High Q**

This product improves the high frequency characteristics and contributes to a reduction of power consumption by the High Q and low ESR.

Features

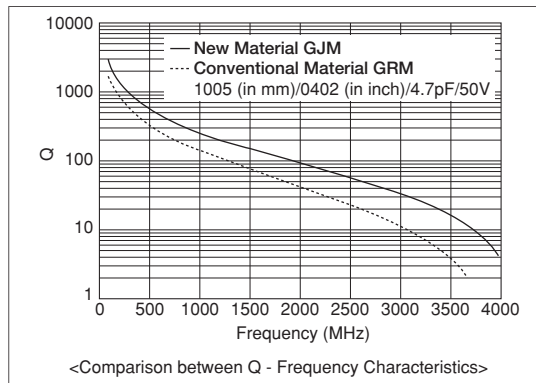
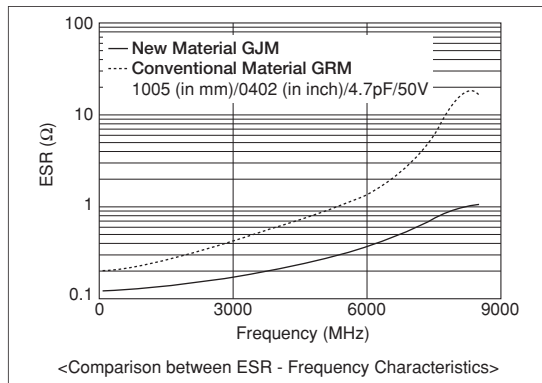
① Mainly ideal for mobile communication devices and temperature compensation of related modules.

This product is ideal for temperature compensation of high frequency circuits, such as resonant circuits, tuning circuits, and impedance matching circuits where the operating characteristics of the device are greatly affected by the capacitance fluctuation.



② High Q and low ESR in VHF, UHF and microwave frequency bands.

High Q and low ESR were achieved at a high frequency by adopting ceramic material as the dielectric material which enables an extremely low loss at high frequency, and base metal electrodes as the internal electrodes.



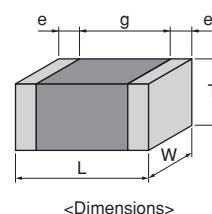
③ Can be used for tight tolerance.

In addition to standard tolerance, the allowable range of this product is also suitable for the following tight tolerance.

Capacitance Range	Standard Capacitance Tolerance (Capacitance Tolerance Symbol)	Narrow Capacitance Tolerance (Capacitance Tolerance Symbol)
<=0.9pF	±0.1pF (B)	±0.05pF (W)
1.0 to 5.0pF	±0.25pF (C)	±0.05pF (W), ±0.1pF (B)
5.1 to 9.9pF	±0.5pF (D)	±0.05pF (W), ±0.1pF (B), ±0.25pF (C)
>=10pF	±5% (J)	±2% (G)

Specifications

Size	0.4×0.2mm to 1.0×0.5mm
Rated Voltage	DC6.3V to 50V
Capacitance	0.1pF to 47pF
Main Applications	Small communication devices, such as mobile phones and high frequency communication modules



This catalog contains only a portion of the product lineup.
 Please refer to the capacitor search tool on the Murata Web site for details.

GRM Series
 GJM Series
 GMA Series
 GMD Series
 GQM Series
 GRJ Series
 GR3 Series
 KRM Series
 KR3 Series
 LLA Series
 LLL Series
 LLM Series
 LLR Series
 ⚠Caution/Notice

GJM Series Temperature Compensating Type High Q Part Number List

■ 0.4x0.2mm Ultra-compact

T max.	Rated Voltage	TC Code	Cap.	Tol.	Part Number
0.22mm	25Vdc	C0G	0.20pF	±0.05pF	GJM0225C1ER20WB01#
				±0.1pF	GJM0225C1ER20BB01#
			0.30pF	±0.05pF	GJM0225C1ER30WB01#
				±0.1pF	GJM0225C1ER30BB01#
			0.40pF	±0.05pF	GJM0225C1ER40WB01#
				±0.1pF	GJM0225C1ER40BB01#
			0.50pF	±0.05pF	GJM0225C1ER50WB01#
				±0.1pF	GJM0225C1ER50BB01#
			0.60pF	±0.05pF	GJM0225C1ER60WB01#
				±0.1pF	GJM0225C1ER60BB01#
			0.70pF	±0.05pF	GJM0225C1ER70WB01#
				±0.1pF	GJM0225C1ER70BB01#
			0.80pF	±0.05pF	GJM0225C1ER80WB01#
				±0.1pF	GJM0225C1ER80BB01#
			0.90pF	±0.05pF	GJM0225C1ER90WB01#
				±0.1pF	GJM0225C1ER90BB01#
			1.0pF	±0.05pF	GJM0225C1E1R0WB01#
				±0.1pF	GJM0225C1E1R0BB01#
				±0.25pF	GJM0225C1E1R0CB01#
			1.1pF	±0.05pF	GJM0225C1E1R1WB01#
				±0.1pF	GJM0225C1E1R1BB01#
				±0.25pF	GJM0225C1E1R1CB01#
			1.2pF	±0.05pF	GJM0225C1E1R2WB01#
				±0.1pF	GJM0225C1E1R2BB01#
				±0.25pF	GJM0225C1E1R2CB01#
			1.3pF	±0.05pF	GJM0225C1E1R3WB01#
				±0.1pF	GJM0225C1E1R3BB01#
				±0.25pF	GJM0225C1E1R3CB01#
			1.4pF	±0.05pF	GJM0225C1E1R4WB01#
				±0.1pF	GJM0225C1E1R4BB01#
				±0.25pF	GJM0225C1E1R4CB01#
			1.5pF	±0.05pF	GJM0225C1E1R5WB01#
				±0.1pF	GJM0225C1E1R5BB01#
				±0.25pF	GJM0225C1E1R5CB01#
			1.6pF	±0.05pF	GJM0225C1E1R6WB01#
				±0.1pF	GJM0225C1E1R6BB01#
				±0.25pF	GJM0225C1E1R6CB01#
			1.7pF	±0.05pF	GJM0225C1E1R7WB01#
				±0.1pF	GJM0225C1E1R7BB01#
				±0.25pF	GJM0225C1E1R7CB01#
			1.8pF	±0.05pF	GJM0225C1E1R8WB01#
				±0.1pF	GJM0225C1E1R8BB01#
				±0.25pF	GJM0225C1E1R8CB01#
			1.9pF	±0.05pF	GJM0225C1E1R9WB01#
				±0.1pF	GJM0225C1E1R9BB01#
				±0.25pF	GJM0225C1E1R9CB01#
			2.0pF	±0.05pF	GJM0225C1E2R0WB01#
				±0.1pF	GJM0225C1E2R0BB01#
±0.25pF	GJM0225C1E2R0CB01#				
2.1pF	±0.05pF	GJM0225C1E2R1WB01#			
	±0.1pF	GJM0225C1E2R1BB01#			
	±0.25pF	GJM0225C1E2R1CB01#			

T max.	Rated Voltage	TC Code	Cap.	Tol.	Part Number
0.22mm	25Vdc	C0G	2.2pF	±0.05pF	GJM0225C1E2R2WB01#
				±0.1pF	GJM0225C1E2R2BB01#
				±0.25pF	GJM0225C1E2R2CB01#
			2.3pF	±0.05pF	GJM0225C1E2R3WB01#
				±0.1pF	GJM0225C1E2R3BB01#
				±0.25pF	GJM0225C1E2R3CB01#
			2.4pF	±0.05pF	GJM0225C1E2R4WB01#
				±0.1pF	GJM0225C1E2R4BB01#
				±0.25pF	GJM0225C1E2R4CB01#
			2.5pF	±0.05pF	GJM0225C1E2R5WB01#
				±0.1pF	GJM0225C1E2R5BB01#
				±0.25pF	GJM0225C1E2R5CB01#
			2.6pF	±0.05pF	GJM0225C1E2R6WB01#
				±0.1pF	GJM0225C1E2R6BB01#
				±0.25pF	GJM0225C1E2R6CB01#
			2.7pF	±0.05pF	GJM0225C1E2R7WB01#
				±0.1pF	GJM0225C1E2R7BB01#
				±0.25pF	GJM0225C1E2R7CB01#
			2.8pF	±0.05pF	GJM0225C1E2R8WB01#
				±0.1pF	GJM0225C1E2R8BB01#
				±0.25pF	GJM0225C1E2R8CB01#
			2.9pF	±0.05pF	GJM0225C1E2R9WB01#
				±0.1pF	GJM0225C1E2R9BB01#
				±0.25pF	GJM0225C1E2R9CB01#
			3.0pF	±0.05pF	GJM0225C1E3R0WB01#
				±0.1pF	GJM0225C1E3R0BB01#
				±0.25pF	GJM0225C1E3R0CB01#
			3.1pF	±0.05pF	GJM0225C1E3R1WB01#
				±0.1pF	GJM0225C1E3R1BB01#
				±0.25pF	GJM0225C1E3R1CB01#
			3.2pF	±0.05pF	GJM0225C1E3R2WB01#
				±0.1pF	GJM0225C1E3R2BB01#
				±0.25pF	GJM0225C1E3R2CB01#
			3.3pF	±0.05pF	GJM0225C1E3R3WB01#
				±0.1pF	GJM0225C1E3R3BB01#
				±0.25pF	GJM0225C1E3R3CB01#
			3.4pF	±0.05pF	GJM0225C1E3R4WB01#
				±0.1pF	GJM0225C1E3R4BB01#
				±0.25pF	GJM0225C1E3R4CB01#
			3.5pF	±0.05pF	GJM0225C1E3R5WB01#
				±0.1pF	GJM0225C1E3R5BB01#
				±0.25pF	GJM0225C1E3R5CB01#
			3.6pF	±0.05pF	GJM0225C1E3R6WB01#
				±0.1pF	GJM0225C1E3R6BB01#
				±0.25pF	GJM0225C1E3R6CB01#
			3.7pF	±0.05pF	GJM0225C1E3R7WB01#
				±0.1pF	GJM0225C1E3R7BB01#
				±0.25pF	GJM0225C1E3R7CB01#
3.8pF	±0.05pF	GJM0225C1E3R8WB01#			
	±0.1pF	GJM0225C1E3R8BB01#			
	±0.25pF	GJM0225C1E3R8CB01#			
3.9pF	±0.05pF	GJM0225C1E3R9WB01#			
	±0.1pF	GJM0225C1E3R9BB01#			
	±0.25pF	GJM0225C1E3R9CB01#			

Part number # indicates the package specification code.

GRM Series
 GJM Series
 GMA Series
 GMD Series
 GQM Series
 GRJ Series
 GR3 Series
 KRM Series
 KR3 Series
 LLA Series
 LLL Series
 LLM Series
 LLR Series
 ⚠Caution/
 Notice

GJM Series Temperature Compensating Type High Q Part Number List

(→ ■ 0.4x0.2mm)

T max.	Rated Voltage	TC Code	Cap.	Tol.	Part Number
0.22mm	25Vdc	C0G	4.0pF	±0.05pF	GJM0225C1E4R0WB01#
				±0.1pF	GJM0225C1E4R0BB01#
				±0.25pF	GJM0225C1E4R0CB01#
			4.1pF	±0.05pF	GJM0225C1E4R1WB01#
				±0.1pF	GJM0225C1E4R1BB01#
				±0.25pF	GJM0225C1E4R1CB01#
			4.2pF	±0.05pF	GJM0225C1E4R2WB01#
				±0.1pF	GJM0225C1E4R2BB01#
				±0.25pF	GJM0225C1E4R2CB01#
			4.3pF	±0.05pF	GJM0225C1E4R3WB01#
				±0.1pF	GJM0225C1E4R3BB01#
				±0.25pF	GJM0225C1E4R3CB01#
			4.4pF	±0.05pF	GJM0225C1E4R4WB01#
				±0.1pF	GJM0225C1E4R4BB01#
				±0.25pF	GJM0225C1E4R4CB01#
			4.5pF	±0.05pF	GJM0225C1E4R5WB01#
				±0.1pF	GJM0225C1E4R5BB01#
				±0.25pF	GJM0225C1E4R5CB01#
			4.6pF	±0.05pF	GJM0225C1E4R6WB01#
				±0.1pF	GJM0225C1E4R6BB01#
				±0.25pF	GJM0225C1E4R6CB01#
			4.7pF	±0.05pF	GJM0225C1E4R7WB01#
				±0.1pF	GJM0225C1E4R7BB01#
				±0.25pF	GJM0225C1E4R7CB01#
			4.8pF	±0.05pF	GJM0225C1E4R8WB01#
				±0.1pF	GJM0225C1E4R8BB01#
				±0.25pF	GJM0225C1E4R8CB01#
			4.9pF	±0.05pF	GJM0225C1E4R9WB01#
				±0.1pF	GJM0225C1E4R9BB01#
				±0.25pF	GJM0225C1E4R9CB01#
			5.0pF	±0.05pF	GJM0225C1E5R0WB01#
				±0.1pF	GJM0225C1E5R0BB01#
				±0.25pF	GJM0225C1E5R0CB01#
			5.1pF	±0.05pF	GJM0225C1E5R1WB01#
				±0.1pF	GJM0225C1E5R1BB01#
				±0.25pF	GJM0225C1E5R1CB01#
				±0.5pF	GJM0225C1E5R1DB01#
			5.2pF	±0.05pF	GJM0225C1E5R2WB01#
				±0.1pF	GJM0225C1E5R2BB01#
				±0.25pF	GJM0225C1E5R2CB01#
				±0.5pF	GJM0225C1E5R2DB01#
			5.3pF	±0.05pF	GJM0225C1E5R3WB01#
				±0.1pF	GJM0225C1E5R3BB01#
				±0.25pF	GJM0225C1E5R3CB01#
				±0.5pF	GJM0225C1E5R3DB01#
			5.4pF	±0.05pF	GJM0225C1E5R4WB01#
				±0.1pF	GJM0225C1E5R4BB01#
				±0.25pF	GJM0225C1E5R4CB01#
				±0.5pF	GJM0225C1E5R4DB01#
			5.5pF	±0.05pF	GJM0225C1E5R5WB01#
				±0.1pF	GJM0225C1E5R5BB01#
				±0.25pF	GJM0225C1E5R5CB01#
				±0.5pF	GJM0225C1E5R5DB01#
			5.6pF	±0.05pF	GJM0225C1E5R6WB01#

T max.	Rated Voltage	TC Code	Cap.	Tol.	Part Number
0.22mm	25Vdc	C0G	5.6pF	±0.1pF	GJM0225C1E5R6BB01#
				±0.25pF	GJM0225C1E5R6CB01#
				±0.5pF	GJM0225C1E5R6DB01#
			5.7pF	±0.05pF	GJM0225C1E5R7WB01#
				±0.1pF	GJM0225C1E5R7BB01#
				±0.25pF	GJM0225C1E5R7CB01#
			5.8pF	±0.05pF	GJM0225C1E5R8WB01#
				±0.1pF	GJM0225C1E5R8BB01#
				±0.25pF	GJM0225C1E5R8CB01#
			5.9pF	±0.05pF	GJM0225C1E5R9WB01#
				±0.1pF	GJM0225C1E5R9BB01#
				±0.25pF	GJM0225C1E5R9CB01#
			6.0pF	±0.05pF	GJM0225C1E6R0WB01#
				±0.1pF	GJM0225C1E6R0BB01#
				±0.25pF	GJM0225C1E6R0CB01#
			6.1pF	±0.05pF	GJM0225C1E6R1WB01#
				±0.1pF	GJM0225C1E6R1BB01#
				±0.25pF	GJM0225C1E6R1CB01#
			6.2pF	±0.05pF	GJM0225C1E6R2WB01#
				±0.1pF	GJM0225C1E6R2BB01#
				±0.25pF	GJM0225C1E6R2CB01#
			6.3pF	±0.05pF	GJM0225C1E6R3WB01#
				±0.1pF	GJM0225C1E6R3BB01#
				±0.25pF	GJM0225C1E6R3CB01#
			6.4pF	±0.05pF	GJM0225C1E6R4WB01#
				±0.1pF	GJM0225C1E6R4BB01#
				±0.25pF	GJM0225C1E6R4CB01#
			6.5pF	±0.05pF	GJM0225C1E6R5WB01#
				±0.1pF	GJM0225C1E6R5BB01#
				±0.25pF	GJM0225C1E6R5CB01#
			6.6pF	±0.05pF	GJM0225C1E6R6WB01#
				±0.1pF	GJM0225C1E6R6BB01#
				±0.25pF	GJM0225C1E6R6CB01#
			6.7pF	±0.05pF	GJM0225C1E6R7WB01#
				±0.1pF	GJM0225C1E6R7BB01#
				±0.25pF	GJM0225C1E6R7CB01#
			6.8pF	±0.05pF	GJM0225C1E6R8WB01#
				±0.1pF	GJM0225C1E6R8BB01#
				±0.25pF	GJM0225C1E6R8CB01#
			6.9pF	±0.05pF	GJM0225C1E6R9WB01#
				±0.1pF	GJM0225C1E6R9BB01#
				±0.25pF	GJM0225C1E6R9CB01#

Part number # indicates the package specification code.

GRM Series
 GJM Series
 GMA Series
 GMD Series
 GQM Series
 GRJ Series
 GR3 Series
 KRM Series
 KR3 Series
 LLA Series
 LLL Series
 LLM Series
 LLR Series
 ⚠Caution/ Notice

GJM Series Temperature Compensating Type High Q Part Number List

(→ ■ 0.4x0.2mm)

T max.	Rated Voltage	TC Code	Cap.	Tol.	Part Number	
0.22mm	25Vdc	COG	6.9pF	±0.5pF	GJM0225C1E6R9DB01#	
				7.0pF	±0.05pF	GJM0225C1E7R0WB01#
					±0.1pF	GJM0225C1E7R0BB01#
			±0.25pF		GJM0225C1E7R0CB01#	
			±0.5pF		GJM0225C1E7R0DB01#	
			7.1pF	±0.05pF	GJM0225C1E7R1WB01#	
				±0.1pF	GJM0225C1E7R1BB01#	
				±0.25pF	GJM0225C1E7R1CB01#	
			7.2pF	±0.05pF	GJM0225C1E7R2WB01#	
				±0.1pF	GJM0225C1E7R2BB01#	
				±0.25pF	GJM0225C1E7R2CB01#	
			7.3pF	±0.05pF	GJM0225C1E7R3WB01#	
				±0.1pF	GJM0225C1E7R3BB01#	
				±0.25pF	GJM0225C1E7R3CB01#	
			7.4pF	±0.05pF	GJM0225C1E7R4WB01#	
				±0.1pF	GJM0225C1E7R4BB01#	
				±0.25pF	GJM0225C1E7R4CB01#	
			7.5pF	±0.05pF	GJM0225C1E7R5WB01#	
				±0.1pF	GJM0225C1E7R5BB01#	
				±0.25pF	GJM0225C1E7R5CB01#	
			7.6pF	±0.05pF	GJM0225C1E7R6WB01#	
				±0.1pF	GJM0225C1E7R6BB01#	
				±0.25pF	GJM0225C1E7R6CB01#	
			7.7pF	±0.05pF	GJM0225C1E7R7WB01#	
				±0.1pF	GJM0225C1E7R7BB01#	
				±0.25pF	GJM0225C1E7R7CB01#	
			7.8pF	±0.05pF	GJM0225C1E7R8WB01#	
				±0.1pF	GJM0225C1E7R8BB01#	
				±0.25pF	GJM0225C1E7R8CB01#	
			7.9pF	±0.05pF	GJM0225C1E7R9WB01#	
				±0.1pF	GJM0225C1E7R9BB01#	
				±0.25pF	GJM0225C1E7R9CB01#	
			8.0pF	±0.05pF	GJM0225C1E8R0WB01#	
				±0.1pF	GJM0225C1E8R0BB01#	
				±0.25pF	GJM0225C1E8R0CB01#	
			8.1pF	±0.05pF	GJM0225C1E8R1WB01#	
				±0.1pF	GJM0225C1E8R1BB01#	
				±0.25pF	GJM0225C1E8R1CB01#	
			8.2pF	±0.05pF	GJM0225C1E8R2WB01#	
				±0.1pF	GJM0225C1E8R2BB01#	
				±0.25pF	GJM0225C1E8R2CB01#	
			8.3pF	±0.05pF	GJM0225C1E8R3WB01#	
				±0.1pF	GJM0225C1E8R3BB01#	
				±0.25pF	GJM0225C1E8R3CB01#	

T max.	Rated Voltage	TC Code	Cap.	Tol.	Part Number
0.22mm	25Vdc	COG	8.3pF	±0.1pF	GJM0225C1E8R3BB01#
				±0.25pF	GJM0225C1E8R3CB01#
				±0.5pF	GJM0225C1E8R3DB01#
			8.4pF	±0.05pF	GJM0225C1E8R4WB01#
				±0.1pF	GJM0225C1E8R4BB01#
				±0.25pF	GJM0225C1E8R4CB01#
			8.5pF	±0.05pF	GJM0225C1E8R5WB01#
				±0.1pF	GJM0225C1E8R5BB01#
				±0.25pF	GJM0225C1E8R5CB01#
			8.6pF	±0.05pF	GJM0225C1E8R6WB01#
				±0.1pF	GJM0225C1E8R6BB01#
				±0.25pF	GJM0225C1E8R6CB01#
			8.7pF	±0.05pF	GJM0225C1E8R7WB01#
				±0.1pF	GJM0225C1E8R7BB01#
				±0.25pF	GJM0225C1E8R7CB01#
			8.8pF	±0.05pF	GJM0225C1E8R8WB01#
				±0.1pF	GJM0225C1E8R8BB01#
				±0.25pF	GJM0225C1E8R8CB01#
			8.9pF	±0.05pF	GJM0225C1E8R9WB01#
				±0.1pF	GJM0225C1E8R9BB01#
				±0.25pF	GJM0225C1E8R9CB01#
			9.0pF	±0.05pF	GJM0225C1E9R0WB01#
				±0.1pF	GJM0225C1E9R0BB01#
				±0.25pF	GJM0225C1E9R0CB01#
			9.1pF	±0.05pF	GJM0225C1E9R1WB01#
				±0.1pF	GJM0225C1E9R1BB01#
				±0.25pF	GJM0225C1E9R1CB01#
			9.2pF	±0.05pF	GJM0225C1E9R2WB01#
				±0.1pF	GJM0225C1E9R2BB01#
				±0.25pF	GJM0225C1E9R2CB01#
			9.3pF	±0.05pF	GJM0225C1E9R3WB01#
				±0.1pF	GJM0225C1E9R3BB01#
				±0.25pF	GJM0225C1E9R3CB01#
			9.4pF	±0.05pF	GJM0225C1E9R4WB01#
				±0.1pF	GJM0225C1E9R4BB01#
				±0.25pF	GJM0225C1E9R4CB01#
			9.5pF	±0.05pF	GJM0225C1E9R5WB01#
				±0.1pF	GJM0225C1E9R5BB01#
				±0.25pF	GJM0225C1E9R5CB01#
			9.6pF	±0.05pF	GJM0225C1E9R6WB01#
				±0.1pF	GJM0225C1E9R6BB01#
				±0.25pF	GJM0225C1E9R6CB01#

Part number # indicates the package specification code.

GRM Series
GJM Series
 GMA Series
 GMD Series
 GQM Series
 GRJ Series
 GR3 Series
 KRM Series
 KR3 Series
 LLA Series
 LLL Series
 LLM Series
 LLR Series
 ⚠Caution/
 Notice

GJM Series Temperature Compensating Type High Q Part Number List

(→ ■ 0.4x0.2mm)

T max.	Rated Voltage	TC Code	Cap.	Tol.	Part Number
0.22mm	25Vdc	COG	9.6pF	±0.5pF	GJM0225C1E9R6DB01#
				±0.05pF	GJM0225C1E9R7WB01#
			9.7pF	±0.1pF	GJM0225C1E9R7BB01#
				±0.25pF	GJM0225C1E9R7CB01#
				±0.5pF	GJM0225C1E9R7DB01#
			9.8pF	±0.05pF	GJM0225C1E9R8WB01#
				±0.1pF	GJM0225C1E9R8BB01#
				±0.25pF	GJM0225C1E9R8CB01#
				±0.5pF	GJM0225C1E9R8DB01#
			9.9pF	±0.05pF	GJM0225C1E9R9WB01#
				±0.1pF	GJM0225C1E9R9BB01#
				±0.25pF	GJM0225C1E9R9CB01#
				±0.5pF	GJM0225C1E9R9DB01#
			10pF	±2%	GJM0225C1E100GB01#
				±5%	GJM0225C1E100JB01#
			11pF	±2%	GJM0225C1E110GB01#
				±5%	GJM0225C1E110JB01#
			12pF	±2%	GJM0225C1E120GB01#
				±5%	GJM0225C1E120JB01#
			13pF	±2%	GJM0225C1E130GB01#
				±5%	GJM0225C1E130JB01#
			15pF	±2%	GJM0225C1E150GB01#
				±5%	GJM0225C1E150JB01#
			16pF	±2%	GJM0225C1E160GB01#
				±5%	GJM0225C1E160JB01#
			18pF	±2%	GJM0225C1E180GB01#
				±5%	GJM0225C1E180JB01#
			20pF	±2%	GJM0225C1E200GB01#
				±5%	GJM0225C1E200JB01#
			22pF	±2%	GJM0225C1E220GB01#
		±5%		GJM0225C1E220JB01#	
		CK	0.20pF	±0.05pF	GJM0224C1ER20WB01#
				±0.1pF	GJM0224C1ER20BB01#
			0.30pF	±0.05pF	GJM0224C1ER30WB01#
				±0.1pF	GJM0224C1ER30BB01#
			0.40pF	±0.05pF	GJM0224C1ER40WB01#
				±0.1pF	GJM0224C1ER40BB01#
			0.50pF	±0.05pF	GJM0224C1ER50WB01#
				±0.1pF	GJM0224C1ER50BB01#
			0.60pF	±0.05pF	GJM0224C1ER60WB01#
				±0.1pF	GJM0224C1ER60BB01#
			0.70pF	±0.05pF	GJM0224C1ER70WB01#
				±0.1pF	GJM0224C1ER70BB01#
			0.80pF	±0.05pF	GJM0224C1ER80WB01#
				±0.1pF	GJM0224C1ER80BB01#
			0.90pF	±0.05pF	GJM0224C1ER90WB01#
				±0.1pF	GJM0224C1ER90BB01#
			1.0pF	±0.05pF	GJM0224C1E1R0WB01#
				±0.1pF	GJM0224C1E1R0BB01#
		±0.25pF		GJM0224C1E1R0CB01#	
1.1pF	±0.05pF	GJM0224C1E1R1WB01#			
	±0.1pF	GJM0224C1E1R1BB01#			
	±0.25pF	GJM0224C1E1R1CB01#			
1.2pF	±0.05pF	GJM0224C1E1R2WB01#			

T max.	Rated Voltage	TC Code	Cap.	Tol.	Part Number	
0.22mm	25Vdc	CK	1.2pF	±0.1pF	GJM0224C1E1R2BB01#	
				±0.25pF	GJM0224C1E1R2CB01#	
			1.3pF	±0.05pF	GJM0224C1E1R3WB01#	
				±0.1pF	GJM0224C1E1R3BB01#	
				±0.25pF	GJM0224C1E1R3CB01#	
			1.4pF	±0.05pF	GJM0224C1E1R4WB01#	
				±0.1pF	GJM0224C1E1R4BB01#	
				±0.25pF	GJM0224C1E1R4CB01#	
			1.5pF	±0.05pF	GJM0224C1E1R5WB01#	
				±0.1pF	GJM0224C1E1R5BB01#	
				±0.25pF	GJM0224C1E1R5CB01#	
			1.6pF	±0.05pF	GJM0224C1E1R6WB01#	
				±0.1pF	GJM0224C1E1R6BB01#	
				±0.25pF	GJM0224C1E1R6CB01#	
			1.7pF	±0.05pF	GJM0224C1E1R7WB01#	
				±0.1pF	GJM0224C1E1R7BB01#	
				±0.25pF	GJM0224C1E1R7CB01#	
			1.8pF	±0.05pF	GJM0224C1E1R8WB01#	
				±0.1pF	GJM0224C1E1R8BB01#	
				±0.25pF	GJM0224C1E1R8CB01#	
			1.9pF	±0.05pF	GJM0224C1E1R9WB01#	
				±0.1pF	GJM0224C1E1R9BB01#	
				±0.25pF	GJM0224C1E1R9CB01#	
			2.0pF	±0.05pF	GJM0224C1E2R0WB01#	
				±0.1pF	GJM0224C1E2R0BB01#	
				±0.25pF	GJM0224C1E2R0CB01#	
			CJ	2.1pF	±0.05pF	GJM0223C1E2R1WB01#
					±0.1pF	GJM0223C1E2R1BB01#
					±0.25pF	GJM0223C1E2R1CB01#
			2.2pF	±0.05pF	GJM0223C1E2R2WB01#	
		±0.1pF		GJM0223C1E2R2BB01#		
		±0.25pF		GJM0223C1E2R2CB01#		
		2.3pF	±0.05pF	GJM0223C1E2R3WB01#		
			±0.1pF	GJM0223C1E2R3BB01#		
			±0.25pF	GJM0223C1E2R3CB01#		
		2.4pF	±0.05pF	GJM0223C1E2R4WB01#		
			±0.1pF	GJM0223C1E2R4BB01#		
			±0.25pF	GJM0223C1E2R4CB01#		
		2.5pF	±0.05pF	GJM0223C1E2R5WB01#		
			±0.1pF	GJM0223C1E2R5BB01#		
			±0.25pF	GJM0223C1E2R5CB01#		
		2.6pF	±0.05pF	GJM0223C1E2R6WB01#		
			±0.1pF	GJM0223C1E2R6BB01#		
			±0.25pF	GJM0223C1E2R6CB01#		
		2.7pF	±0.05pF	GJM0223C1E2R7WB01#		
			±0.1pF	GJM0223C1E2R7BB01#		
			±0.25pF	GJM0223C1E2R7CB01#		
		2.8pF	±0.05pF	GJM0223C1E2R8WB01#		
			±0.1pF	GJM0223C1E2R8BB01#		
			±0.25pF	GJM0223C1E2R8CB01#		
2.9pF	±0.05pF	GJM0223C1E2R9WB01#				
	±0.1pF	GJM0223C1E2R9BB01#				
	±0.25pF	GJM0223C1E2R9CB01#				
3.0pF	±0.05pF	GJM0223C1E3R0WB01#				

Part number # indicates the package specification code.

GRM Series
 GJM Series
 GMA Series
 GMD Series
 GQM Series
 GRJ Series
 GR3 Series
 KRM Series
 KR3 Series
 LLA Series
 LLL Series
 LLM Series
 LLR Series
 ⚠Caution/ Notice

GJM Series Temperature Compensating Type High Q Part Number List

(→ ■ 0.4x0.2mm)

T max.	Rated Voltage	TC Code	Cap.	Tol.	Part Number	
0.22mm	25Vdc	CJ	3.0pF	±0.1pF	GJM0223C1E3R0BB01#	
				±0.25pF	GJM0223C1E3R0CB01#	
			3.1pF	±0.05pF	GJM0223C1E3R1WB01#	
				±0.1pF	GJM0223C1E3R1BB01#	
				±0.25pF	GJM0223C1E3R1CB01#	
			3.2pF	±0.05pF	GJM0223C1E3R2WB01#	
				±0.1pF	GJM0223C1E3R2BB01#	
				±0.25pF	GJM0223C1E3R2CB01#	
			3.3pF	±0.05pF	GJM0223C1E3R3WB01#	
				±0.1pF	GJM0223C1E3R3BB01#	
				±0.25pF	GJM0223C1E3R3CB01#	
			3.4pF	±0.05pF	GJM0223C1E3R4WB01#	
				±0.1pF	GJM0223C1E3R4BB01#	
				±0.25pF	GJM0223C1E3R4CB01#	
			3.5pF	±0.05pF	GJM0223C1E3R5WB01#	
				±0.1pF	GJM0223C1E3R5BB01#	
				±0.25pF	GJM0223C1E3R5CB01#	
			3.6pF	±0.05pF	GJM0223C1E3R6WB01#	
				±0.1pF	GJM0223C1E3R6BB01#	
				±0.25pF	GJM0223C1E3R6CB01#	
			3.7pF	±0.05pF	GJM0223C1E3R7WB01#	
				±0.1pF	GJM0223C1E3R7BB01#	
				±0.25pF	GJM0223C1E3R7CB01#	
			3.8pF	±0.05pF	GJM0223C1E3R8WB01#	
				±0.1pF	GJM0223C1E3R8BB01#	
				±0.25pF	GJM0223C1E3R8CB01#	
			3.9pF	±0.05pF	GJM0223C1E3R9WB01#	
				±0.1pF	GJM0223C1E3R9BB01#	
				±0.25pF	GJM0223C1E3R9CB01#	
			CH	4.0pF	±0.05pF	GJM0222C1E4R0WB01#
					±0.1pF	GJM0222C1E4R0BB01#
					±0.25pF	GJM0222C1E4R0CB01#
				4.1pF	±0.05pF	GJM0222C1E4R1WB01#
					±0.1pF	GJM0222C1E4R1BB01#
					±0.25pF	GJM0222C1E4R1CB01#
				4.2pF	±0.05pF	GJM0222C1E4R2WB01#
		±0.1pF			GJM0222C1E4R2BB01#	
		±0.25pF			GJM0222C1E4R2CB01#	
		4.3pF		±0.05pF	GJM0222C1E4R3WB01#	
				±0.1pF	GJM0222C1E4R3BB01#	
				±0.25pF	GJM0222C1E4R3CB01#	
		4.4pF		±0.05pF	GJM0222C1E4R4WB01#	
				±0.1pF	GJM0222C1E4R4BB01#	
				±0.25pF	GJM0222C1E4R4CB01#	
		4.5pF		±0.05pF	GJM0222C1E4R5WB01#	
				±0.1pF	GJM0222C1E4R5BB01#	
				±0.25pF	GJM0222C1E4R5CB01#	
		4.6pF		±0.05pF	GJM0222C1E4R6WB01#	
±0.1pF	GJM0222C1E4R6BB01#					
±0.25pF	GJM0222C1E4R6CB01#					
4.7pF	±0.05pF	GJM0222C1E4R7WB01#				
	±0.1pF	GJM0222C1E4R7BB01#				
	±0.25pF	GJM0222C1E4R7CB01#				
4.8pF	±0.05pF	GJM0222C1E4R8WB01#				

T max.	Rated Voltage	TC Code	Cap.	Tol.	Part Number
0.22mm	25Vdc	CH	4.8pF	±0.1pF	GJM0222C1E4R8BB01#
				±0.25pF	GJM0222C1E4R8CB01#
			4.9pF	±0.05pF	GJM0222C1E4R9WB01#
				±0.1pF	GJM0222C1E4R9BB01#
				±0.25pF	GJM0222C1E4R9CB01#
			5.0pF	±0.05pF	GJM0222C1E5R0WB01#
				±0.1pF	GJM0222C1E5R0BB01#
				±0.25pF	GJM0222C1E5R0CB01#
			5.1pF	±0.05pF	GJM0222C1E5R1WB01#
				±0.1pF	GJM0222C1E5R1BB01#
				±0.25pF	GJM0222C1E5R1CB01#
			5.2pF	±0.05pF	GJM0222C1E5R2WB01#
				±0.1pF	GJM0222C1E5R2BB01#
				±0.25pF	GJM0222C1E5R2CB01#
			5.3pF	±0.05pF	GJM0222C1E5R3WB01#
				±0.1pF	GJM0222C1E5R3BB01#
				±0.25pF	GJM0222C1E5R3CB01#
			5.4pF	±0.05pF	GJM0222C1E5R4WB01#
				±0.1pF	GJM0222C1E5R4BB01#
				±0.25pF	GJM0222C1E5R4CB01#
			5.5pF	±0.05pF	GJM0222C1E5R5WB01#
				±0.1pF	GJM0222C1E5R5BB01#
				±0.25pF	GJM0222C1E5R5CB01#
			5.6pF	±0.05pF	GJM0222C1E5R6WB01#
				±0.1pF	GJM0222C1E5R6BB01#
				±0.25pF	GJM0222C1E5R6CB01#
			5.7pF	±0.05pF	GJM0222C1E5R7WB01#
				±0.1pF	GJM0222C1E5R7BB01#
				±0.25pF	GJM0222C1E5R7CB01#
			5.8pF	±0.05pF	GJM0222C1E5R8WB01#
				±0.1pF	GJM0222C1E5R8BB01#
				±0.25pF	GJM0222C1E5R8CB01#
			5.9pF	±0.05pF	GJM0222C1E5R9WB01#
				±0.1pF	GJM0222C1E5R9BB01#
				±0.25pF	GJM0222C1E5R9CB01#
			6.0pF	±0.05pF	GJM0222C1E6R0WB01#
				±0.1pF	GJM0222C1E6R0BB01#
				±0.25pF	GJM0222C1E6R0CB01#
			6.1pF	±0.05pF	GJM0222C1E6R1WB01#
				±0.1pF	GJM0222C1E6R1BB01#
				±0.25pF	GJM0222C1E6R1CB01#
			6.2pF	±0.05pF	GJM0222C1E6R2WB01#
				±0.1pF	GJM0222C1E6R2BB01#

Part number # indicates the package specification code.

GRM Series
 GJM Series
 GMA Series
 GMD Series
 GQM Series
 GRJ Series
 GR3 Series
 KRM Series
 KR3 Series
 LLA Series
 LLL Series
 LLM Series
 LLR Series
 ⚠Caution/
 Notice

GJM Series Temperature Compensating Type High Q Part Number List

(→ ■ 0.4x0.2mm)

T max.	Rated Voltage	TC Code	Cap.	Tol.	Part Number
0.22mm	25Vdc	CH	6.2pF	±0.25pF	GJM0222C1E6R2CB01#
				±0.5pF	GJM0222C1E6R2DB01#
			6.3pF	±0.05pF	GJM0222C1E6R3WB01#
				±0.1pF	GJM0222C1E6R3BB01#
				±0.25pF	GJM0222C1E6R3CB01#
				±0.5pF	GJM0222C1E6R3DB01#
			6.4pF	±0.05pF	GJM0222C1E6R4WB01#
				±0.1pF	GJM0222C1E6R4BB01#
				±0.25pF	GJM0222C1E6R4CB01#
				±0.5pF	GJM0222C1E6R4DB01#
			6.5pF	±0.05pF	GJM0222C1E6R5WB01#
				±0.1pF	GJM0222C1E6R5BB01#
				±0.25pF	GJM0222C1E6R5CB01#
				±0.5pF	GJM0222C1E6R5DB01#
			6.6pF	±0.05pF	GJM0222C1E6R6WB01#
				±0.1pF	GJM0222C1E6R6BB01#
				±0.25pF	GJM0222C1E6R6CB01#
				±0.5pF	GJM0222C1E6R6DB01#
			6.7pF	±0.05pF	GJM0222C1E6R7WB01#
				±0.1pF	GJM0222C1E6R7BB01#
				±0.25pF	GJM0222C1E6R7CB01#
				±0.5pF	GJM0222C1E6R7DB01#
			6.8pF	±0.05pF	GJM0222C1E6R8WB01#
				±0.1pF	GJM0222C1E6R8BB01#
				±0.25pF	GJM0222C1E6R8CB01#
				±0.5pF	GJM0222C1E6R8DB01#
			6.9pF	±0.05pF	GJM0222C1E6R9WB01#
				±0.1pF	GJM0222C1E6R9BB01#
				±0.25pF	GJM0222C1E6R9CB01#
				±0.5pF	GJM0222C1E6R9DB01#
			7.0pF	±0.05pF	GJM0222C1E7R0WB01#
				±0.1pF	GJM0222C1E7R0BB01#
				±0.25pF	GJM0222C1E7R0CB01#
				±0.5pF	GJM0222C1E7R0DB01#
			7.1pF	±0.05pF	GJM0222C1E7R1WB01#
				±0.1pF	GJM0222C1E7R1BB01#
				±0.25pF	GJM0222C1E7R1CB01#
				±0.5pF	GJM0222C1E7R1DB01#
			7.2pF	±0.05pF	GJM0222C1E7R2WB01#
				±0.1pF	GJM0222C1E7R2BB01#
				±0.25pF	GJM0222C1E7R2CB01#
				±0.5pF	GJM0222C1E7R2DB01#
			7.3pF	±0.05pF	GJM0222C1E7R3WB01#
				±0.1pF	GJM0222C1E7R3BB01#
				±0.25pF	GJM0222C1E7R3CB01#
				±0.5pF	GJM0222C1E7R3DB01#
			7.4pF	±0.05pF	GJM0222C1E7R4WB01#
				±0.1pF	GJM0222C1E7R4BB01#
				±0.25pF	GJM0222C1E7R4CB01#
				±0.5pF	GJM0222C1E7R4DB01#
			7.5pF	±0.05pF	GJM0222C1E7R5WB01#
				±0.1pF	GJM0222C1E7R5BB01#
				±0.25pF	GJM0222C1E7R5CB01#
				±0.5pF	GJM0222C1E7R5DB01#

T max.	Rated Voltage	TC Code	Cap.	Tol.	Part Number
0.22mm	25Vdc	CH	7.6pF	±0.05pF	GJM0222C1E7R6WB01#
				±0.1pF	GJM0222C1E7R6BB01#
				±0.25pF	GJM0222C1E7R6CB01#
				±0.5pF	GJM0222C1E7R6DB01#
			7.7pF	±0.05pF	GJM0222C1E7R7WB01#
				±0.1pF	GJM0222C1E7R7BB01#
				±0.25pF	GJM0222C1E7R7CB01#
			7.8pF	±0.05pF	GJM0222C1E7R8WB01#
				±0.1pF	GJM0222C1E7R8BB01#
				±0.25pF	GJM0222C1E7R8CB01#
			7.9pF	±0.05pF	GJM0222C1E7R9WB01#
				±0.1pF	GJM0222C1E7R9BB01#
				±0.25pF	GJM0222C1E7R9CB01#
			8.0pF	±0.05pF	GJM0222C1E8R0WB01#
				±0.1pF	GJM0222C1E8R0BB01#
				±0.25pF	GJM0222C1E8R0CB01#
			8.1pF	±0.05pF	GJM0222C1E8R1WB01#
				±0.1pF	GJM0222C1E8R1BB01#
				±0.25pF	GJM0222C1E8R1CB01#
			8.2pF	±0.05pF	GJM0222C1E8R2WB01#
				±0.1pF	GJM0222C1E8R2BB01#
				±0.25pF	GJM0222C1E8R2CB01#
			8.3pF	±0.05pF	GJM0222C1E8R3WB01#
				±0.1pF	GJM0222C1E8R3BB01#
				±0.25pF	GJM0222C1E8R3CB01#
			8.4pF	±0.05pF	GJM0222C1E8R4WB01#
				±0.1pF	GJM0222C1E8R4BB01#
				±0.25pF	GJM0222C1E8R4CB01#
			8.5pF	±0.05pF	GJM0222C1E8R5WB01#
				±0.1pF	GJM0222C1E8R5BB01#
				±0.25pF	GJM0222C1E8R5CB01#
			8.6pF	±0.05pF	GJM0222C1E8R6WB01#
				±0.1pF	GJM0222C1E8R6BB01#
				±0.25pF	GJM0222C1E8R6CB01#
			8.7pF	±0.05pF	GJM0222C1E8R7WB01#
				±0.1pF	GJM0222C1E8R7BB01#
				±0.25pF	GJM0222C1E8R7CB01#
			8.8pF	±0.05pF	GJM0222C1E8R8WB01#
				±0.1pF	GJM0222C1E8R8BB01#
				±0.25pF	GJM0222C1E8R8CB01#
			8.9pF	±0.05pF	GJM0222C1E8R9WB01#
				±0.1pF	GJM0222C1E8R9BB01#

Part number # indicates the package specification code.

GJM Series Temperature Compensating Type High Q Part Number List

(→ ■ 0.4x0.2mm)

T max.	Rated Voltage	TC Code	Cap.	Tol.	Part Number
0.22mm	25Vdc	CH	8.9pF	±0.25pF	GJM0222C1E8R9CB01#
				±0.5pF	GJM0222C1E8R9DB01#
			9.0pF	±0.05pF	GJM0222C1E9R0WB01#
				±0.1pF	GJM0222C1E9R0BB01#
				±0.25pF	GJM0222C1E9R0CB01#
				±0.5pF	GJM0222C1E9R0DB01#
			9.1pF	±0.05pF	GJM0222C1E9R1WB01#
				±0.1pF	GJM0222C1E9R1BB01#
				±0.25pF	GJM0222C1E9R1CB01#
				±0.5pF	GJM0222C1E9R1DB01#
			9.2pF	±0.05pF	GJM0222C1E9R2WB01#
				±0.1pF	GJM0222C1E9R2BB01#
				±0.25pF	GJM0222C1E9R2CB01#
				±0.5pF	GJM0222C1E9R2DB01#
			9.3pF	±0.05pF	GJM0222C1E9R3WB01#
				±0.1pF	GJM0222C1E9R3BB01#
				±0.25pF	GJM0222C1E9R3CB01#
				±0.5pF	GJM0222C1E9R3DB01#
			9.4pF	±0.05pF	GJM0222C1E9R4WB01#
				±0.1pF	GJM0222C1E9R4BB01#
				±0.25pF	GJM0222C1E9R4CB01#
				±0.5pF	GJM0222C1E9R4DB01#
			9.5pF	±0.05pF	GJM0222C1E9R5WB01#
				±0.1pF	GJM0222C1E9R5BB01#
				±0.25pF	GJM0222C1E9R5CB01#
				±0.5pF	GJM0222C1E9R5DB01#
			9.6pF	±0.05pF	GJM0222C1E9R6WB01#
				±0.1pF	GJM0222C1E9R6BB01#
				±0.25pF	GJM0222C1E9R6CB01#
				±0.5pF	GJM0222C1E9R6DB01#
			9.7pF	±0.05pF	GJM0222C1E9R7WB01#
				±0.1pF	GJM0222C1E9R7BB01#
				±0.25pF	GJM0222C1E9R7CB01#
				±0.5pF	GJM0222C1E9R7DB01#
			9.8pF	±0.05pF	GJM0222C1E9R8WB01#
				±0.1pF	GJM0222C1E9R8BB01#
				±0.25pF	GJM0222C1E9R8CB01#
				±0.5pF	GJM0222C1E9R8DB01#
			9.9pF	±0.05pF	GJM0222C1E9R9WB01#
				±0.1pF	GJM0222C1E9R9BB01#
				±0.25pF	GJM0222C1E9R9CB01#
				±0.5pF	GJM0222C1E9R9DB01#
			10pF	±2%	GJM0222C1E100GB01#
				±5%	GJM0222C1E100JB01#
			11pF	±2%	GJM0222C1E110GB01#
				±5%	GJM0222C1E110JB01#
			12pF	±2%	GJM0222C1E120GB01#
				±5%	GJM0222C1E120JB01#
			13pF	±2%	GJM0222C1E130GB01#
				±5%	GJM0222C1E130JB01#
			15pF	±2%	GJM0222C1E150GB01#
				±5%	GJM0222C1E150JB01#
			16pF	±2%	GJM0222C1E160GB01#
				±5%	GJM0222C1E160JB01#

T max.	Rated Voltage	TC Code	Cap.	Tol.	Part Number
0.22mm	25Vdc	CH	18pF	±2%	GJM0222C1E180GB01#
				±5%	GJM0222C1E180JB01#
			20pF	±2%	GJM0222C1E200GB01#
				±5%	GJM0222C1E200JB01#
			22pF	±2%	GJM0222C1E220GB01#
				±5%	GJM0222C1E220JB01#

■ 0.6x0.3mm Ultra-compact

T max.	Rated Voltage	TC Code	Cap.	Tol.	Part Number
0.33mm	25Vdc	C0G	0.20pF	±0.05pF	GJM0335C1ER20WB01#
				±0.1pF	GJM0335C1ER20BB01#
			0.30pF	±0.05pF	GJM0335C1ER30WB01#
				±0.1pF	GJM0335C1ER30BB01#
			0.40pF	±0.05pF	GJM0335C1ER40WB01#
				±0.1pF	GJM0335C1ER40BB01#
			0.50pF	±0.05pF	GJM0335C1ER50WB01#
				±0.1pF	GJM0335C1ER50BB01#
			0.60pF	±0.05pF	GJM0335C1ER60WB01#
				±0.1pF	GJM0335C1ER60BB01#
			0.70pF	±0.05pF	GJM0335C1ER70WB01#
				±0.1pF	GJM0335C1ER70BB01#
			0.80pF	±0.05pF	GJM0335C1ER80WB01#
				±0.1pF	GJM0335C1ER80BB01#
			0.90pF	±0.05pF	GJM0335C1ER90WB01#
				±0.1pF	GJM0335C1ER90BB01#
			1.0pF	±0.05pF	GJM0335C1E1R0WB01#
				±0.1pF	GJM0335C1E1R0BB01#
				±0.25pF	GJM0335C1E1R0CB01#
			1.1pF	±0.05pF	GJM0335C1E1R1WB01#
				±0.1pF	GJM0335C1E1R1BB01#
				±0.25pF	GJM0335C1E1R1CB01#
			1.2pF	±0.05pF	GJM0335C1E1R2WB01#
				±0.1pF	GJM0335C1E1R2BB01#
				±0.25pF	GJM0335C1E1R2CB01#
			1.3pF	±0.05pF	GJM0335C1E1R3WB01#
				±0.1pF	GJM0335C1E1R3BB01#
				±0.25pF	GJM0335C1E1R3CB01#
			1.4pF	±0.05pF	GJM0335C1E1R4WB01#
				±0.1pF	GJM0335C1E1R4BB01#
				±0.25pF	GJM0335C1E1R4CB01#
			1.5pF	±0.05pF	GJM0335C1E1R5WB01#
				±0.1pF	GJM0335C1E1R5BB01#
				±0.25pF	GJM0335C1E1R5CB01#
			1.6pF	±0.05pF	GJM0335C1E1R6WB01#
				±0.1pF	GJM0335C1E1R6BB01#
				±0.25pF	GJM0335C1E1R6CB01#
			1.7pF	±0.05pF	GJM0335C1E1R7WB01#
				±0.1pF	GJM0335C1E1R7BB01#
				±0.25pF	GJM0335C1E1R7CB01#
			1.8pF	±0.05pF	GJM0335C1E1R8WB01#
				±0.1pF	GJM0335C1E1R8BB01#
				±0.25pF	GJM0335C1E1R8CB01#

Part number # indicates the package specification code.

GRM Series
 GJM Series
 GMA Series
 GMD Series
 GQM Series
 GRJ Series
 GR3 Series
 KRM Series
 KR3 Series
 LLA Series
 LLL Series
 LLM Series
 LLR Series
 ⚠Caution/
 Notice

GJM Series Temperature Compensating Type High Q Part Number List

(→ ■ 0.6x0.3mm)

T max.	Rated Voltage	TC Code	Cap.	Tol.	Part Number
0.33mm	25Vdc	C0G	1.9pF	±0.05pF	GJM0335C1E1R9WB01#
				±0.1pF	GJM0335C1E1R9BB01#
				±0.25pF	GJM0335C1E1R9CB01#
			2.0pF	±0.05pF	GJM0335C1E2R0WB01#
				±0.1pF	GJM0335C1E2R0BB01#
				±0.25pF	GJM0335C1E2R0CB01#
			2.1pF	±0.05pF	GJM0335C1E2R1WB01#
				±0.1pF	GJM0335C1E2R1BB01#
				±0.25pF	GJM0335C1E2R1CB01#
			2.2pF	±0.05pF	GJM0335C1E2R2WB01#
				±0.1pF	GJM0335C1E2R2BB01#
				±0.25pF	GJM0335C1E2R2CB01#
			2.3pF	±0.05pF	GJM0335C1E2R3WB01#
				±0.1pF	GJM0335C1E2R3BB01#
				±0.25pF	GJM0335C1E2R3CB01#
			2.4pF	±0.05pF	GJM0335C1E2R4WB01#
				±0.1pF	GJM0335C1E2R4BB01#
				±0.25pF	GJM0335C1E2R4CB01#
			2.5pF	±0.05pF	GJM0335C1E2R5WB01#
				±0.1pF	GJM0335C1E2R5BB01#
				±0.25pF	GJM0335C1E2R5CB01#
			2.6pF	±0.05pF	GJM0335C1E2R6WB01#
				±0.1pF	GJM0335C1E2R6BB01#
				±0.25pF	GJM0335C1E2R6CB01#
			2.7pF	±0.05pF	GJM0335C1E2R7WB01#
				±0.1pF	GJM0335C1E2R7BB01#
				±0.25pF	GJM0335C1E2R7CB01#
			2.8pF	±0.05pF	GJM0335C1E2R8WB01#
				±0.1pF	GJM0335C1E2R8BB01#
				±0.25pF	GJM0335C1E2R8CB01#
			2.9pF	±0.05pF	GJM0335C1E2R9WB01#
				±0.1pF	GJM0335C1E2R9BB01#
				±0.25pF	GJM0335C1E2R9CB01#
			3.0pF	±0.05pF	GJM0335C1E3R0WB01#
				±0.1pF	GJM0335C1E3R0BB01#
				±0.25pF	GJM0335C1E3R0CB01#
			3.1pF	±0.05pF	GJM0335C1E3R1WB01#
				±0.1pF	GJM0335C1E3R1BB01#
				±0.25pF	GJM0335C1E3R1CB01#
			3.2pF	±0.05pF	GJM0335C1E3R2WB01#
				±0.1pF	GJM0335C1E3R2BB01#
				±0.25pF	GJM0335C1E3R2CB01#
			3.3pF	±0.05pF	GJM0335C1E3R3WB01#
				±0.1pF	GJM0335C1E3R3BB01#
				±0.25pF	GJM0335C1E3R3CB01#
			3.4pF	±0.05pF	GJM0335C1E3R4WB01#
				±0.1pF	GJM0335C1E3R4BB01#
				±0.25pF	GJM0335C1E3R4CB01#
3.5pF	±0.05pF	GJM0335C1E3R5WB01#			
	±0.1pF	GJM0335C1E3R5BB01#			
	±0.25pF	GJM0335C1E3R5CB01#			
3.6pF	±0.05pF	GJM0335C1E3R6WB01#			
	±0.1pF	GJM0335C1E3R6BB01#			
	±0.25pF	GJM0335C1E3R6CB01#			

T max.	Rated Voltage	TC Code	Cap.	Tol.	Part Number
0.33mm	25Vdc	C0G	3.7pF	±0.05pF	GJM0335C1E3R7WB01#
				±0.1pF	GJM0335C1E3R7BB01#
				±0.25pF	GJM0335C1E3R7CB01#
			3.8pF	±0.05pF	GJM0335C1E3R8WB01#
				±0.1pF	GJM0335C1E3R8BB01#
				±0.25pF	GJM0335C1E3R8CB01#
			3.9pF	±0.05pF	GJM0335C1E3R9WB01#
				±0.1pF	GJM0335C1E3R9BB01#
				±0.25pF	GJM0335C1E3R9CB01#
			4.0pF	±0.05pF	GJM0335C1E4R0WB01#
				±0.1pF	GJM0335C1E4R0BB01#
				±0.25pF	GJM0335C1E4R0CB01#
			4.1pF	±0.05pF	GJM0335C1E4R1WB01#
				±0.1pF	GJM0335C1E4R1BB01#
				±0.25pF	GJM0335C1E4R1CB01#
			4.2pF	±0.05pF	GJM0335C1E4R2WB01#
				±0.1pF	GJM0335C1E4R2BB01#
				±0.25pF	GJM0335C1E4R2CB01#
			4.3pF	±0.05pF	GJM0335C1E4R3WB01#
				±0.1pF	GJM0335C1E4R3BB01#
				±0.25pF	GJM0335C1E4R3CB01#
			4.4pF	±0.05pF	GJM0335C1E4R4WB01#
				±0.1pF	GJM0335C1E4R4BB01#
				±0.25pF	GJM0335C1E4R4CB01#
			4.5pF	±0.05pF	GJM0335C1E4R5WB01#
				±0.1pF	GJM0335C1E4R5BB01#
				±0.25pF	GJM0335C1E4R5CB01#
			4.6pF	±0.05pF	GJM0335C1E4R6WB01#
				±0.1pF	GJM0335C1E4R6BB01#
				±0.25pF	GJM0335C1E4R6CB01#
			4.7pF	±0.05pF	GJM0335C1E4R7WB01#
				±0.1pF	GJM0335C1E4R7BB01#
				±0.25pF	GJM0335C1E4R7CB01#
			4.8pF	±0.05pF	GJM0335C1E4R8WB01#
				±0.1pF	GJM0335C1E4R8BB01#
				±0.25pF	GJM0335C1E4R8CB01#
			4.9pF	±0.05pF	GJM0335C1E4R9WB01#
				±0.1pF	GJM0335C1E4R9BB01#
				±0.25pF	GJM0335C1E4R9CB01#
			5.0pF	±0.05pF	GJM0335C1E5R0WB01#
				±0.1pF	GJM0335C1E5R0BB01#
				±0.25pF	GJM0335C1E5R0CB01#
			5.1pF	±0.05pF	GJM0335C1E5R1WB01#
				±0.1pF	GJM0335C1E5R1BB01#
				±0.25pF	GJM0335C1E5R1CB01#
			5.2pF	±0.05pF	GJM0335C1E5R2WB01#
				±0.1pF	GJM0335C1E5R2BB01#
				±0.25pF	GJM0335C1E5R2CB01#
5.3pF	±0.05pF	GJM0335C1E5R3WB01#			
	±0.1pF	GJM0335C1E5R3BB01#			
	±0.25pF	GJM0335C1E5R3CB01#			
			±0.5pF	GJM0335C1E5R3DB01#	

Part number # indicates the package specification code.

GRM Series
 GJM Series
 GMA Series
 GMD Series
 GQM Series
 GRJ Series
 GR3 Series
 KRM Series
 KR3 Series
 LLA Series
 LLL Series
 LLM Series
 LLR Series
 ⚠Caution/ Notice

GJM Series Temperature Compensating Type High Q Part Number List

(→ ■ 0.6x0.3mm)

T max.	Rated Voltage	TC Code	Cap.	Tol.	Part Number
0.33mm	25Vdc	COG	5.4pF	±0.05pF	GJM0335C1E5R4WB01#
				±0.1pF	GJM0335C1E5R4BB01#
				±0.25pF	GJM0335C1E5R4CB01#
				±0.5pF	GJM0335C1E5R4DB01#
			5.5pF	±0.05pF	GJM0335C1E5R5WB01#
				±0.1pF	GJM0335C1E5R5BB01#
				±0.25pF	GJM0335C1E5R5CB01#
				±0.5pF	GJM0335C1E5R5DB01#
			5.6pF	±0.05pF	GJM0335C1E5R6WB01#
				±0.1pF	GJM0335C1E5R6BB01#
				±0.25pF	GJM0335C1E5R6CB01#
				±0.5pF	GJM0335C1E5R6DB01#
			5.7pF	±0.05pF	GJM0335C1E5R7WB01#
				±0.1pF	GJM0335C1E5R7BB01#
				±0.25pF	GJM0335C1E5R7CB01#
				±0.5pF	GJM0335C1E5R7DB01#
			5.8pF	±0.05pF	GJM0335C1E5R8WB01#
				±0.1pF	GJM0335C1E5R8BB01#
				±0.25pF	GJM0335C1E5R8CB01#
				±0.5pF	GJM0335C1E5R8DB01#
			5.9pF	±0.05pF	GJM0335C1E5R9WB01#
				±0.1pF	GJM0335C1E5R9BB01#
				±0.25pF	GJM0335C1E5R9CB01#
				±0.5pF	GJM0335C1E5R9DB01#
			6.0pF	±0.05pF	GJM0335C1E6R0WB01#
				±0.1pF	GJM0335C1E6R0BB01#
				±0.25pF	GJM0335C1E6R0CB01#
				±0.5pF	GJM0335C1E6R0DB01#
			6.1pF	±0.05pF	GJM0335C1E6R1WB01#
				±0.1pF	GJM0335C1E6R1BB01#
				±0.25pF	GJM0335C1E6R1CB01#
				±0.5pF	GJM0335C1E6R1DB01#
			6.2pF	±0.05pF	GJM0335C1E6R2WB01#
				±0.1pF	GJM0335C1E6R2BB01#
				±0.25pF	GJM0335C1E6R2CB01#
				±0.5pF	GJM0335C1E6R2DB01#
			6.3pF	±0.05pF	GJM0335C1E6R3WB01#
				±0.1pF	GJM0335C1E6R3BB01#
				±0.25pF	GJM0335C1E6R3CB01#
				±0.5pF	GJM0335C1E6R3DB01#
			6.4pF	±0.05pF	GJM0335C1E6R4WB01#
				±0.1pF	GJM0335C1E6R4BB01#
				±0.25pF	GJM0335C1E6R4CB01#
				±0.5pF	GJM0335C1E6R4DB01#
			6.5pF	±0.05pF	GJM0335C1E6R5WB01#
				±0.1pF	GJM0335C1E6R5BB01#
				±0.25pF	GJM0335C1E6R5CB01#
				±0.5pF	GJM0335C1E6R5DB01#
			6.6pF	±0.05pF	GJM0335C1E6R6WB01#
				±0.1pF	GJM0335C1E6R6BB01#
				±0.25pF	GJM0335C1E6R6CB01#
				±0.5pF	GJM0335C1E6R6DB01#
			6.7pF	±0.05pF	GJM0335C1E6R7WB01#
				±0.1pF	GJM0335C1E6R7BB01#

T max.	Rated Voltage	TC Code	Cap.	Tol.	Part Number
0.33mm	25Vdc	COG	6.7pF	±0.25pF	GJM0335C1E6R7CB01#
				±0.5pF	GJM0335C1E6R7DB01#
			6.8pF	±0.05pF	GJM0335C1E6R8WB01#
				±0.1pF	GJM0335C1E6R8BB01#
				±0.25pF	GJM0335C1E6R8CB01#
			6.9pF	±0.05pF	GJM0335C1E6R9WB01#
				±0.1pF	GJM0335C1E6R9BB01#
				±0.25pF	GJM0335C1E6R9CB01#
			7.0pF	±0.05pF	GJM0335C1E7R0WB01#
				±0.1pF	GJM0335C1E7R0BB01#
				±0.25pF	GJM0335C1E7R0CB01#
			7.1pF	±0.05pF	GJM0335C1E7R1WB01#
				±0.1pF	GJM0335C1E7R1BB01#
				±0.25pF	GJM0335C1E7R1CB01#
			7.2pF	±0.05pF	GJM0335C1E7R2WB01#
				±0.1pF	GJM0335C1E7R2BB01#
				±0.25pF	GJM0335C1E7R2CB01#
			7.3pF	±0.05pF	GJM0335C1E7R3WB01#
				±0.1pF	GJM0335C1E7R3BB01#
				±0.25pF	GJM0335C1E7R3CB01#
			7.4pF	±0.05pF	GJM0335C1E7R4WB01#
				±0.1pF	GJM0335C1E7R4BB01#
				±0.25pF	GJM0335C1E7R4CB01#
			7.5pF	±0.05pF	GJM0335C1E7R5WB01#
				±0.1pF	GJM0335C1E7R5BB01#
				±0.25pF	GJM0335C1E7R5CB01#
			7.6pF	±0.05pF	GJM0335C1E7R6WB01#
				±0.1pF	GJM0335C1E7R6BB01#
				±0.25pF	GJM0335C1E7R6CB01#
			7.7pF	±0.05pF	GJM0335C1E7R7WB01#
				±0.1pF	GJM0335C1E7R7BB01#
				±0.25pF	GJM0335C1E7R7CB01#
			7.8pF	±0.05pF	GJM0335C1E7R8WB01#
				±0.1pF	GJM0335C1E7R8BB01#
				±0.25pF	GJM0335C1E7R8CB01#
			7.9pF	±0.05pF	GJM0335C1E7R9WB01#
				±0.1pF	GJM0335C1E7R9BB01#
				±0.25pF	GJM0335C1E7R9CB01#
			8.0pF	±0.05pF	GJM0335C1E8R0WB01#
				±0.1pF	GJM0335C1E8R0BB01#
				±0.25pF	GJM0335C1E8R0CB01#

Part number # indicates the package specification code.

GRM Series
 GJM Series
 GMA Series
 GMD Series
 GQM Series
 GRJ Series
 GR3 Series
 KRM Series
 KR3 Series
 LLA Series
 LLL Series
 LLM Series
 LLR Series
 ⚠Caution/
 Notice

GJM Series Temperature Compensating Type High Q Part Number List

(→ ■ 0.6x0.3mm)

T max.	Rated Voltage	TC Code	Cap.	Tol.	Part Number
0.33mm	25Vdc	COG	8.1pF	±0.05pF	GJM0335C1E8R1WB01#
				±0.1pF	GJM0335C1E8R1BB01#
				±0.25pF	GJM0335C1E8R1CB01#
				±0.5pF	GJM0335C1E8R1DB01#
			8.2pF	±0.05pF	GJM0335C1E8R2WB01#
				±0.1pF	GJM0335C1E8R2BB01#
				±0.25pF	GJM0335C1E8R2CB01#
				±0.5pF	GJM0335C1E8R2DB01#
			8.3pF	±0.05pF	GJM0335C1E8R3WB01#
				±0.1pF	GJM0335C1E8R3BB01#
				±0.25pF	GJM0335C1E8R3CB01#
				±0.5pF	GJM0335C1E8R3DB01#
			8.4pF	±0.05pF	GJM0335C1E8R4WB01#
				±0.1pF	GJM0335C1E8R4BB01#
				±0.25pF	GJM0335C1E8R4CB01#
				±0.5pF	GJM0335C1E8R4DB01#
			8.5pF	±0.05pF	GJM0335C1E8R5WB01#
				±0.1pF	GJM0335C1E8R5BB01#
				±0.25pF	GJM0335C1E8R5CB01#
				±0.5pF	GJM0335C1E8R5DB01#
			8.6pF	±0.05pF	GJM0335C1E8R6WB01#
				±0.1pF	GJM0335C1E8R6BB01#
				±0.25pF	GJM0335C1E8R6CB01#
				±0.5pF	GJM0335C1E8R6DB01#
			8.7pF	±0.05pF	GJM0335C1E8R7WB01#
				±0.1pF	GJM0335C1E8R7BB01#
				±0.25pF	GJM0335C1E8R7CB01#
				±0.5pF	GJM0335C1E8R7DB01#
			8.8pF	±0.05pF	GJM0335C1E8R8WB01#
				±0.1pF	GJM0335C1E8R8BB01#
				±0.25pF	GJM0335C1E8R8CB01#
				±0.5pF	GJM0335C1E8R8DB01#
			8.9pF	±0.05pF	GJM0335C1E8R9WB01#
				±0.1pF	GJM0335C1E8R9BB01#
				±0.25pF	GJM0335C1E8R9CB01#
				±0.5pF	GJM0335C1E8R9DB01#
			9.0pF	±0.05pF	GJM0335C1E9R0WB01#
				±0.1pF	GJM0335C1E9R0BB01#
				±0.25pF	GJM0335C1E9R0CB01#
				±0.5pF	GJM0335C1E9R0DB01#
			9.1pF	±0.05pF	GJM0335C1E9R1WB01#
				±0.1pF	GJM0335C1E9R1BB01#
				±0.25pF	GJM0335C1E9R1CB01#
				±0.5pF	GJM0335C1E9R1DB01#
			9.2pF	±0.05pF	GJM0335C1E9R2WB01#
				±0.1pF	GJM0335C1E9R2BB01#
				±0.25pF	GJM0335C1E9R2CB01#
				±0.5pF	GJM0335C1E9R2DB01#
9.3pF	±0.05pF	GJM0335C1E9R3WB01#			
	±0.1pF	GJM0335C1E9R3BB01#			
	±0.25pF	GJM0335C1E9R3CB01#			
	±0.5pF	GJM0335C1E9R3DB01#			
9.4pF	±0.05pF	GJM0335C1E9R4WB01#			
	±0.1pF	GJM0335C1E9R4BB01#			

T max.	Rated Voltage	TC Code	Cap.	Tol.	Part Number
0.33mm	25Vdc	COG	9.4pF	±0.25pF	GJM0335C1E9R4CB01#
				±0.5pF	GJM0335C1E9R4DB01#
			9.5pF	±0.05pF	GJM0335C1E9R5WB01#
				±0.1pF	GJM0335C1E9R5BB01#
				±0.25pF	GJM0335C1E9R5CB01#
			9.6pF	±0.05pF	GJM0335C1E9R6WB01#
				±0.1pF	GJM0335C1E9R6BB01#
				±0.25pF	GJM0335C1E9R6CB01#
			9.7pF	±0.05pF	GJM0335C1E9R7WB01#
				±0.1pF	GJM0335C1E9R7BB01#
				±0.25pF	GJM0335C1E9R7CB01#
			9.8pF	±0.05pF	GJM0335C1E9R8WB01#
				±0.1pF	GJM0335C1E9R8BB01#
				±0.25pF	GJM0335C1E9R8CB01#
			9.9pF	±0.05pF	GJM0335C1E9R9WB01#
				±0.1pF	GJM0335C1E9R9BB01#
				±0.25pF	GJM0335C1E9R9CB01#
			10pF	±2%	GJM0335C1E100GB01#
				±5%	GJM0335C1E100JB01#
			11pF	±2%	GJM0335C1E110GB01#
				±5%	GJM0335C1E110JB01#
			12pF	±2%	GJM0335C1E120GB01#
				±5%	GJM0335C1E120JB01#
			13pF	±2%	GJM0335C1E130GB01#
				±5%	GJM0335C1E130JB01#
			15pF	±2%	GJM0335C1E150GB01#
				±5%	GJM0335C1E150JB01#
			16pF	±2%	GJM0335C1E160GB01#
				±5%	GJM0335C1E160JB01#
			18pF	±2%	GJM0335C1E180GB01#
				±5%	GJM0335C1E180JB01#
			20pF	±2%	GJM0335C1E200GB01#
				±5%	GJM0335C1E200JB01#
			22pF	±2%	GJM0335C1E220GB01#
				±5%	GJM0335C1E220JB01#
			24pF	±2%	GJM0335C1E240GB01#
				±5%	GJM0335C1E240JB01#
			27pF	±2%	GJM0335C1E270GB01#
				±5%	GJM0335C1E270JB01#
			30pF	±2%	GJM0335C1E300GB01#
				±5%	GJM0335C1E300JB01#
			33pF	±2%	GJM0335C1E330GB01#
				±5%	GJM0335C1E330JB01#
			0.20pF	±0.05pF	GJM0334C1ER20WB01#
		±0.1pF		GJM0334C1ER20BB01#	
		0.30pF	±0.05pF	GJM0334C1ER30WB01#	
			±0.1pF	GJM0334C1ER30BB01#	
		0.40pF	±0.05pF	GJM0334C1ER40WB01#	
±0.1pF	GJM0334C1ER40BB01#				
		CK			

Part number # indicates the package specification code.

GRM Series
GJM Series
GMA Series
GMD Series
GQM Series
GRJ Series
GR3 Series
KRM Series
KR3 Series
LLA Series
LLL Series
LLM Series
LLR Series
⚠Caution/ Notice

GJM Series Temperature Compensating Type High Q Part Number List

(→ ■ 0.6x0.3mm)

T max.	Rated Voltage	TC Code	Cap.	Tol.	Part Number
0.33mm	25Vdc	CK	0.50pF	±0.05pF	GJM0334C1E1R50WB01#
				±0.1pF	GJM0334C1E1R50BB01#
			0.60pF	±0.05pF	GJM0334C1E1R60WB01#
				±0.1pF	GJM0334C1E1R60BB01#
			0.70pF	±0.05pF	GJM0334C1E1R70WB01#
				±0.1pF	GJM0334C1E1R70BB01#
			0.80pF	±0.05pF	GJM0334C1E1R80WB01#
				±0.1pF	GJM0334C1E1R80BB01#
			0.90pF	±0.05pF	GJM0334C1E1R90WB01#
				±0.1pF	GJM0334C1E1R90BB01#
			1.0pF	±0.05pF	GJM0334C1E1R0WB01#
				±0.1pF	GJM0334C1E1R0BB01#
				±0.25pF	GJM0334C1E1R0CB01#
			1.1pF	±0.05pF	GJM0334C1E1R1WB01#
				±0.1pF	GJM0334C1E1R1BB01#
				±0.25pF	GJM0334C1E1R1CB01#
			1.2pF	±0.05pF	GJM0334C1E1R2WB01#
				±0.1pF	GJM0334C1E1R2BB01#
				±0.25pF	GJM0334C1E1R2CB01#
			1.3pF	±0.05pF	GJM0334C1E1R3WB01#
				±0.1pF	GJM0334C1E1R3BB01#
				±0.25pF	GJM0334C1E1R3CB01#
			1.4pF	±0.05pF	GJM0334C1E1R4WB01#
				±0.1pF	GJM0334C1E1R4BB01#
		±0.25pF		GJM0334C1E1R4CB01#	
		1.5pF	±0.05pF	GJM0334C1E1R5WB01#	
			±0.1pF	GJM0334C1E1R5BB01#	
			±0.25pF	GJM0334C1E1R5CB01#	
		1.6pF	±0.05pF	GJM0334C1E1R6WB01#	
			±0.1pF	GJM0334C1E1R6BB01#	
			±0.25pF	GJM0334C1E1R6CB01#	
		1.7pF	±0.05pF	GJM0334C1E1R7WB01#	
			±0.1pF	GJM0334C1E1R7BB01#	
			±0.25pF	GJM0334C1E1R7CB01#	
		1.8pF	±0.05pF	GJM0334C1E1R8WB01#	
			±0.1pF	GJM0334C1E1R8BB01#	
			±0.25pF	GJM0334C1E1R8CB01#	
		1.9pF	±0.05pF	GJM0334C1E1R9WB01#	
			±0.1pF	GJM0334C1E1R9BB01#	
			±0.25pF	GJM0334C1E1R9CB01#	
		2.0pF	±0.05pF	GJM0334C1E2R0WB01#	
			±0.1pF	GJM0334C1E2R0BB01#	
			±0.25pF	GJM0334C1E2R0CB01#	
		CJ	2.1pF	±0.05pF	GJM0333C1E2R1WB01#
				±0.1pF	GJM0333C1E2R1BB01#
				±0.25pF	GJM0333C1E2R1CB01#
			2.2pF	±0.05pF	GJM0333C1E2R2WB01#
				±0.1pF	GJM0333C1E2R2BB01#
±0.25pF	GJM0333C1E2R2CB01#				
2.3pF	±0.05pF		GJM0333C1E2R3WB01#		
	±0.1pF		GJM0333C1E2R3BB01#		
	±0.25pF		GJM0333C1E2R3CB01#		
2.4pF	±0.05pF		GJM0333C1E2R4WB01#		
	±0.1pF		GJM0333C1E2R4BB01#		

T max.	Rated Voltage	TC Code	Cap.	Tol.	Part Number
0.33mm	25Vdc	CJ	2.4pF	±0.25pF	GJM0333C1E2R4CB01#
				±0.05pF	GJM0333C1E2R5WB01#
			2.5pF	±0.05pF	GJM0333C1E2R5WB01#
				±0.1pF	GJM0333C1E2R5BB01#
			2.6pF	±0.25pF	GJM0333C1E2R5CB01#
				±0.05pF	GJM0333C1E2R6WB01#
				±0.1pF	GJM0333C1E2R6BB01#
			2.7pF	±0.25pF	GJM0333C1E2R6CB01#
				±0.05pF	GJM0333C1E2R7WB01#
			2.8pF	±0.1pF	GJM0333C1E2R7BB01#
				±0.25pF	GJM0333C1E2R7CB01#
				±0.05pF	GJM0333C1E2R8WB01#
			2.9pF	±0.1pF	GJM0333C1E2R8BB01#
				±0.25pF	GJM0333C1E2R8CB01#
				±0.05pF	GJM0333C1E2R9WB01#
			3.0pF	±0.1pF	GJM0333C1E2R9BB01#
				±0.25pF	GJM0333C1E2R9CB01#
				±0.05pF	GJM0333C1E3R0WB01#
			3.1pF	±0.1pF	GJM0333C1E3R0BB01#
				±0.25pF	GJM0333C1E3R0CB01#
				±0.05pF	GJM0333C1E3R1WB01#
			3.2pF	±0.1pF	GJM0333C1E3R1BB01#
				±0.25pF	GJM0333C1E3R1CB01#
				±0.05pF	GJM0333C1E3R2WB01#
		3.3pF	±0.1pF	GJM0333C1E3R2BB01#	
			±0.25pF	GJM0333C1E3R2CB01#	
			±0.05pF	GJM0333C1E3R3WB01#	
		3.4pF	±0.1pF	GJM0333C1E3R3BB01#	
			±0.25pF	GJM0333C1E3R3CB01#	
			±0.05pF	GJM0333C1E3R4WB01#	
		3.5pF	±0.1pF	GJM0333C1E3R4BB01#	
			±0.25pF	GJM0333C1E3R4CB01#	
			±0.05pF	GJM0333C1E3R5WB01#	
		3.6pF	±0.1pF	GJM0333C1E3R5BB01#	
			±0.25pF	GJM0333C1E3R5CB01#	
			±0.05pF	GJM0333C1E3R6WB01#	
		3.7pF	±0.1pF	GJM0333C1E3R6BB01#	
			±0.25pF	GJM0333C1E3R6CB01#	
			±0.05pF	GJM0333C1E3R7WB01#	
		3.8pF	±0.1pF	GJM0333C1E3R7BB01#	
			±0.25pF	GJM0333C1E3R7CB01#	
			±0.05pF	GJM0333C1E3R8WB01#	
		3.9pF	±0.1pF	GJM0333C1E3R8BB01#	
			±0.25pF	GJM0333C1E3R8CB01#	
			±0.05pF	GJM0333C1E3R9WB01#	
		4.0pF	±0.1pF	GJM0333C1E3R9BB01#	
			±0.25pF	GJM0333C1E3R9CB01#	
			CH	±0.05pF	GJM0332C1E4R0WB01#
±0.1pF	GJM0332C1E4R0BB01#				
±0.25pF	GJM0332C1E4R0CB01#				
4.1pF	±0.05pF	GJM0332C1E4R1WB01#			
	±0.1pF	GJM0332C1E4R1BB01#			
	±0.25pF	GJM0332C1E4R1CB01#			
4.2pF	±0.05pF	GJM0332C1E4R2WB01#			
	±0.1pF	GJM0332C1E4R2BB01#			

Part number # indicates the package specification code.

GRM Series
 GJM Series
 GMA Series
 GMD Series
 GQM Series
 GRJ Series
 GR3 Series
 KRM Series
 KR3 Series
 LLA Series
 LLL Series
 LLM Series
 LLR Series
 △Caution/
 Notice

GJM Series Temperature Compensating Type High Q Part Number List

(→ ■ 0.6x0.3mm)

T max.	Rated Voltage	TC Code	Cap.	Tol.	Part Number
0.33mm	25Vdc	CH	4.2pF	±0.25pF	GJM0332C1E4R2CB01#
				±0.05pF	GJM0332C1E4R3WB01#
			4.3pF	±0.1pF	GJM0332C1E4R3BB01#
				±0.25pF	GJM0332C1E4R3CB01#
				4.4pF	±0.05pF
			±0.1pF		GJM0332C1E4R4BB01#
			±0.25pF		GJM0332C1E4R4CB01#
			4.5pF	±0.05pF	GJM0332C1E4R5WB01#
				±0.1pF	GJM0332C1E4R5BB01#
				±0.25pF	GJM0332C1E4R5CB01#
			4.6pF	±0.05pF	GJM0332C1E4R6WB01#
				±0.1pF	GJM0332C1E4R6BB01#
				±0.25pF	GJM0332C1E4R6CB01#
			4.7pF	±0.05pF	GJM0332C1E4R7WB01#
				±0.1pF	GJM0332C1E4R7BB01#
				±0.25pF	GJM0332C1E4R7CB01#
			4.8pF	±0.05pF	GJM0332C1E4R8WB01#
				±0.1pF	GJM0332C1E4R8BB01#
				±0.25pF	GJM0332C1E4R8CB01#
			4.9pF	±0.05pF	GJM0332C1E4R9WB01#
				±0.1pF	GJM0332C1E4R9BB01#
				±0.25pF	GJM0332C1E4R9CB01#
			5.0pF	±0.05pF	GJM0332C1E5R0WB01#
				±0.1pF	GJM0332C1E5R0BB01#
				±0.25pF	GJM0332C1E5R0CB01#
			5.1pF	±0.05pF	GJM0332C1E5R1WB01#
				±0.1pF	GJM0332C1E5R1BB01#
				±0.25pF	GJM0332C1E5R1CB01#
				±0.5pF	GJM0332C1E5R1DB01#
			5.2pF	±0.05pF	GJM0332C1E5R2WB01#
				±0.1pF	GJM0332C1E5R2BB01#
				±0.25pF	GJM0332C1E5R2CB01#
				±0.5pF	GJM0332C1E5R2DB01#
			5.3pF	±0.05pF	GJM0332C1E5R3WB01#
				±0.1pF	GJM0332C1E5R3BB01#
				±0.25pF	GJM0332C1E5R3CB01#
				±0.5pF	GJM0332C1E5R3DB01#
			5.4pF	±0.05pF	GJM0332C1E5R4WB01#
				±0.1pF	GJM0332C1E5R4BB01#
				±0.25pF	GJM0332C1E5R4CB01#
				±0.5pF	GJM0332C1E5R4DB01#
			5.5pF	±0.05pF	GJM0332C1E5R5WB01#
				±0.1pF	GJM0332C1E5R5BB01#
				±0.25pF	GJM0332C1E5R5CB01#
				±0.5pF	GJM0332C1E5R5DB01#
			5.6pF	±0.05pF	GJM0332C1E5R6WB01#
				±0.1pF	GJM0332C1E5R6BB01#
				±0.25pF	GJM0332C1E5R6CB01#
				±0.5pF	GJM0332C1E5R6DB01#
			5.7pF	±0.05pF	GJM0332C1E5R7WB01#
				±0.1pF	GJM0332C1E5R7BB01#
				±0.25pF	GJM0332C1E5R7CB01#
				±0.5pF	GJM0332C1E5R7DB01#
			5.8pF	±0.05pF	GJM0332C1E5R8WB01#

T max.	Rated Voltage	TC Code	Cap.	Tol.	Part Number
0.33mm	25Vdc	CH	5.8pF	±0.1pF	GJM0332C1E5R8BB01#
				±0.25pF	GJM0332C1E5R8CB01#
				±0.5pF	GJM0332C1E5R8DB01#
			5.9pF	±0.05pF	GJM0332C1E5R9WB01#
				±0.1pF	GJM0332C1E5R9BB01#
				±0.25pF	GJM0332C1E5R9CB01#
				±0.5pF	GJM0332C1E5R9DB01#
			6.0pF	±0.05pF	GJM0332C1E6R0WB01#
				±0.1pF	GJM0332C1E6R0BB01#
				±0.25pF	GJM0332C1E6R0CB01#
				±0.5pF	GJM0332C1E6R0DB01#
			6.1pF	±0.05pF	GJM0332C1E6R1WB01#
				±0.1pF	GJM0332C1E6R1BB01#
				±0.25pF	GJM0332C1E6R1CB01#
				±0.5pF	GJM0332C1E6R1DB01#
			6.2pF	±0.05pF	GJM0332C1E6R2WB01#
				±0.1pF	GJM0332C1E6R2BB01#
				±0.25pF	GJM0332C1E6R2CB01#
				±0.5pF	GJM0332C1E6R2DB01#
			6.3pF	±0.05pF	GJM0332C1E6R3WB01#
				±0.1pF	GJM0332C1E6R3BB01#
				±0.25pF	GJM0332C1E6R3CB01#
				±0.5pF	GJM0332C1E6R3DB01#
			6.4pF	±0.05pF	GJM0332C1E6R4WB01#
				±0.1pF	GJM0332C1E6R4BB01#
				±0.25pF	GJM0332C1E6R4CB01#
				±0.5pF	GJM0332C1E6R4DB01#
			6.5pF	±0.05pF	GJM0332C1E6R5WB01#
				±0.1pF	GJM0332C1E6R5BB01#
				±0.25pF	GJM0332C1E6R5CB01#
				±0.5pF	GJM0332C1E6R5DB01#
			6.6pF	±0.05pF	GJM0332C1E6R6WB01#
				±0.1pF	GJM0332C1E6R6BB01#
				±0.25pF	GJM0332C1E6R6CB01#
				±0.5pF	GJM0332C1E6R6DB01#
			6.7pF	±0.05pF	GJM0332C1E6R7WB01#
				±0.1pF	GJM0332C1E6R7BB01#
				±0.25pF	GJM0332C1E6R7CB01#
				±0.5pF	GJM0332C1E6R7DB01#
			6.8pF	±0.05pF	GJM0332C1E6R8WB01#
				±0.1pF	GJM0332C1E6R8BB01#
				±0.25pF	GJM0332C1E6R8CB01#
				±0.5pF	GJM0332C1E6R8DB01#
			6.9pF	±0.05pF	GJM0332C1E6R9WB01#
				±0.1pF	GJM0332C1E6R9BB01#
				±0.25pF	GJM0332C1E6R9CB01#
				±0.5pF	GJM0332C1E6R9DB01#
			7.0pF	±0.05pF	GJM0332C1E7R0WB01#
				±0.1pF	GJM0332C1E7R0BB01#
				±0.25pF	GJM0332C1E7R0CB01#
				±0.5pF	GJM0332C1E7R0DB01#
			7.1pF	±0.05pF	GJM0332C1E7R1WB01#
				±0.1pF	GJM0332C1E7R1BB01#
				±0.25pF	GJM0332C1E7R1CB01#

Part number # indicates the package specification code.

GJM Series Temperature Compensating Type High Q Part Number List

(→ ■ 0.6x0.3mm)

T max.	Rated Voltage	TC Code	Cap.	Tol.	Part Number	
0.33mm	25Vdc	CH	7.1pF	±0.5pF	GJM0332C1E7R1DB01#	
				7.2pF	±0.05pF	GJM0332C1E7R2WB01#
					±0.1pF	GJM0332C1E7R2BB01#
					±0.25pF	GJM0332C1E7R2CB01#
					±0.5pF	GJM0332C1E7R2DB01#
			7.3pF	±0.05pF	GJM0332C1E7R3WB01#	
				±0.1pF	GJM0332C1E7R3BB01#	
				±0.25pF	GJM0332C1E7R3CB01#	
				±0.5pF	GJM0332C1E7R3DB01#	
			7.4pF	±0.05pF	GJM0332C1E7R4WB01#	
				±0.1pF	GJM0332C1E7R4BB01#	
				±0.25pF	GJM0332C1E7R4CB01#	
				±0.5pF	GJM0332C1E7R4DB01#	
			7.5pF	±0.05pF	GJM0332C1E7R5WB01#	
				±0.1pF	GJM0332C1E7R5BB01#	
				±0.25pF	GJM0332C1E7R5CB01#	
				±0.5pF	GJM0332C1E7R5DB01#	
			7.6pF	±0.05pF	GJM0332C1E7R6WB01#	
				±0.1pF	GJM0332C1E7R6BB01#	
				±0.25pF	GJM0332C1E7R6CB01#	
				±0.5pF	GJM0332C1E7R6DB01#	
			7.7pF	±0.05pF	GJM0332C1E7R7WB01#	
				±0.1pF	GJM0332C1E7R7BB01#	
				±0.25pF	GJM0332C1E7R7CB01#	
				±0.5pF	GJM0332C1E7R7DB01#	
			7.8pF	±0.05pF	GJM0332C1E7R8WB01#	
				±0.1pF	GJM0332C1E7R8BB01#	
				±0.25pF	GJM0332C1E7R8CB01#	
				±0.5pF	GJM0332C1E7R8DB01#	
			7.9pF	±0.05pF	GJM0332C1E7R9WB01#	
				±0.1pF	GJM0332C1E7R9BB01#	
				±0.25pF	GJM0332C1E7R9CB01#	
				±0.5pF	GJM0332C1E7R9DB01#	
			8.0pF	±0.05pF	GJM0332C1E8R0WB01#	
				±0.1pF	GJM0332C1E8R0BB01#	
				±0.25pF	GJM0332C1E8R0CB01#	
				±0.5pF	GJM0332C1E8R0DB01#	
			8.1pF	±0.05pF	GJM0332C1E8R1WB01#	
				±0.1pF	GJM0332C1E8R1BB01#	
				±0.25pF	GJM0332C1E8R1CB01#	
				±0.5pF	GJM0332C1E8R1DB01#	
			8.2pF	±0.05pF	GJM0332C1E8R2WB01#	
				±0.1pF	GJM0332C1E8R2BB01#	
				±0.25pF	GJM0332C1E8R2CB01#	
				±0.5pF	GJM0332C1E8R2DB01#	
			8.3pF	±0.05pF	GJM0332C1E8R3WB01#	
				±0.1pF	GJM0332C1E8R3BB01#	
				±0.25pF	GJM0332C1E8R3CB01#	
				±0.5pF	GJM0332C1E8R3DB01#	
			8.4pF	±0.05pF	GJM0332C1E8R4WB01#	
±0.1pF	GJM0332C1E8R4BB01#					
±0.25pF	GJM0332C1E8R4CB01#					
±0.5pF	GJM0332C1E8R4DB01#					
8.5pF	±0.05pF	GJM0332C1E8R5WB01#				

T max.	Rated Voltage	TC Code	Cap.	Tol.	Part Number
0.33mm	25Vdc	CH	8.5pF	±0.1pF	GJM0332C1E8R5BB01#
				±0.25pF	GJM0332C1E8R5CB01#
				±0.5pF	GJM0332C1E8R5DB01#
			8.6pF	±0.05pF	GJM0332C1E8R6WB01#
				±0.1pF	GJM0332C1E8R6BB01#
				±0.25pF	GJM0332C1E8R6CB01#
			8.7pF	±0.05pF	GJM0332C1E8R7WB01#
				±0.1pF	GJM0332C1E8R7BB01#
				±0.25pF	GJM0332C1E8R7CB01#
			8.8pF	±0.05pF	GJM0332C1E8R8WB01#
				±0.1pF	GJM0332C1E8R8BB01#
				±0.25pF	GJM0332C1E8R8CB01#
			8.9pF	±0.05pF	GJM0332C1E8R9WB01#
				±0.1pF	GJM0332C1E8R9BB01#
				±0.25pF	GJM0332C1E8R9CB01#
			9.0pF	±0.05pF	GJM0332C1E9R0WB01#
				±0.1pF	GJM0332C1E9R0BB01#
				±0.25pF	GJM0332C1E9R0CB01#
			9.1pF	±0.05pF	GJM0332C1E9R1WB01#
				±0.1pF	GJM0332C1E9R1BB01#
				±0.25pF	GJM0332C1E9R1CB01#
			9.2pF	±0.05pF	GJM0332C1E9R2WB01#
				±0.1pF	GJM0332C1E9R2BB01#
				±0.25pF	GJM0332C1E9R2CB01#
			9.3pF	±0.05pF	GJM0332C1E9R3WB01#
				±0.1pF	GJM0332C1E9R3BB01#
				±0.25pF	GJM0332C1E9R3CB01#
			9.4pF	±0.05pF	GJM0332C1E9R4WB01#
				±0.1pF	GJM0332C1E9R4BB01#
				±0.25pF	GJM0332C1E9R4CB01#
			9.5pF	±0.05pF	GJM0332C1E9R5WB01#
				±0.1pF	GJM0332C1E9R5BB01#
				±0.25pF	GJM0332C1E9R5CB01#
			9.6pF	±0.05pF	GJM0332C1E9R6WB01#
				±0.1pF	GJM0332C1E9R6BB01#
				±0.25pF	GJM0332C1E9R6CB01#
			9.7pF	±0.05pF	GJM0332C1E9R7WB01#
				±0.1pF	GJM0332C1E9R7BB01#
				±0.25pF	GJM0332C1E9R7CB01#
			9.8pF	±0.05pF	GJM0332C1E9R8WB01#
				±0.1pF	GJM0332C1E9R8BB01#
				±0.25pF	GJM0332C1E9R8CB01#

Part number # indicates the package specification code.

GRM Series
 GJM Series
 GMA Series
 GMD Series
 GQM Series
 GRJ Series
 GR3 Series
 KRM Series
 KR3 Series
 LLA Series
 LLL Series
 LLM Series
 LLR Series
 ⚠Caution/
 Notice

GJM Series Temperature Compensating Type High Q Part Number List

(→ ■ 0.6x0.3mm)

T max.	Rated Voltage	TC Code	Cap.	Tol.	Part Number
0.33mm	25Vdc	CH	9.8pF	±0.5pF	GJM0332C1E9R8DB01#
				±0.05pF	GJM0332C1E9R9WB01#
			9.9pF	±0.1pF	GJM0332C1E9R9BB01#
				±0.25pF	GJM0332C1E9R9CB01#
				±0.5pF	GJM0332C1E9R9DB01#
			10pF	±2%	GJM0332C1E100GB01#
				±5%	GJM0332C1E100JB01#
			11pF	±2%	GJM0332C1E110GB01#
				±5%	GJM0332C1E110JB01#
			12pF	±2%	GJM0332C1E120GB01#
				±5%	GJM0332C1E120JB01#
			13pF	±2%	GJM0332C1E130GB01#
				±5%	GJM0332C1E130JB01#
			15pF	±2%	GJM0332C1E150GB01#
				±5%	GJM0332C1E150JB01#
			16pF	±2%	GJM0332C1E160GB01#
				±5%	GJM0332C1E160JB01#
			18pF	±2%	GJM0332C1E180GB01#
				±5%	GJM0332C1E180JB01#
			20pF	±2%	GJM0332C1E200GB01#
				±5%	GJM0332C1E200JB01#
			22pF	±2%	GJM0332C1E220GB01#
				±5%	GJM0332C1E220JB01#
			24pF	±2%	GJM0332C1E240GB01#
				±5%	GJM0332C1E240JB01#
			27pF	±2%	GJM0332C1E270GB01#
				±5%	GJM0332C1E270JB01#
			30pF	±2%	GJM0332C1E300GB01#
				±5%	GJM0332C1E300JB01#
			33pF	±2%	GJM0332C1E330GB01#
				±5%	GJM0332C1E330JB01#

■ 1.0x0.5mm

T max.	Rated Voltage	TC Code	Cap.	Tol.	Part Number
0.55mm	50Vdc	C0G	0.10pF	±0.05pF	GJM1555C1HR10WB01#
				±0.1pF	GJM1555C1HR10BB01#
			0.20pF	±0.05pF	GJM1555C1HR20WB01#
				±0.1pF	GJM1555C1HR20BB01#
			0.30pF	±0.05pF	GJM1555C1HR30WB01#
				±0.1pF	GJM1555C1HR30BB01#
			0.40pF	±0.05pF	GJM1555C1HR40WB01#
				±0.1pF	GJM1555C1HR40BB01#
			0.50pF	±0.05pF	GJM1555C1HR50WB01#
				±0.1pF	GJM1555C1HR50BB01#
			0.60pF	±0.05pF	GJM1555C1HR60WB01#
				±0.1pF	GJM1555C1HR60BB01#
			0.70pF	±0.05pF	GJM1555C1HR70WB01#
				±0.1pF	GJM1555C1HR70BB01#
			0.80pF	±0.05pF	GJM1555C1HR80WB01#
				±0.1pF	GJM1555C1HR80BB01#
			0.90pF	±0.05pF	GJM1555C1HR90WB01#
				±0.1pF	GJM1555C1HR90BB01#

T max.	Rated Voltage	TC Code	Cap.	Tol.	Part Number
0.55mm	50Vdc	C0G	1.0pF	±0.05pF	GJM1555C1H1R0WB01#
				±0.1pF	GJM1555C1H1R0BB01#
				±0.25pF	GJM1555C1H1R0CB01#
			1.1pF	±0.05pF	GJM1555C1H1R1WB01#
				±0.1pF	GJM1555C1H1R1BB01#
				±0.25pF	GJM1555C1H1R1CB01#
			1.2pF	±0.05pF	GJM1555C1H1R2WB01#
				±0.1pF	GJM1555C1H1R2BB01#
				±0.25pF	GJM1555C1H1R2CB01#
			1.3pF	±0.05pF	GJM1555C1H1R3WB01#
				±0.1pF	GJM1555C1H1R3BB01#
				±0.25pF	GJM1555C1H1R3CB01#
			1.4pF	±0.05pF	GJM1555C1H1R4WB01#
				±0.1pF	GJM1555C1H1R4BB01#
				±0.25pF	GJM1555C1H1R4CB01#
			1.5pF	±0.05pF	GJM1555C1H1R5WB01#
				±0.1pF	GJM1555C1H1R5BB01#
				±0.25pF	GJM1555C1H1R5CB01#
			1.6pF	±0.05pF	GJM1555C1H1R6WB01#
				±0.1pF	GJM1555C1H1R6BB01#
				±0.25pF	GJM1555C1H1R6CB01#
			1.7pF	±0.05pF	GJM1555C1H1R7WB01#
				±0.1pF	GJM1555C1H1R7BB01#
				±0.25pF	GJM1555C1H1R7CB01#
			1.8pF	±0.05pF	GJM1555C1H1R8WB01#
				±0.1pF	GJM1555C1H1R8BB01#
				±0.25pF	GJM1555C1H1R8CB01#
			1.9pF	±0.05pF	GJM1555C1H1R9WB01#
				±0.1pF	GJM1555C1H1R9BB01#
				±0.25pF	GJM1555C1H1R9CB01#
			2.0pF	±0.05pF	GJM1555C1H2R0WB01#
				±0.1pF	GJM1555C1H2R0BB01#
				±0.25pF	GJM1555C1H2R0CB01#
			2.1pF	±0.05pF	GJM1555C1H2R1WB01#
				±0.1pF	GJM1555C1H2R1BB01#
				±0.25pF	GJM1555C1H2R1CB01#
			2.2pF	±0.05pF	GJM1555C1H2R2WB01#
				±0.1pF	GJM1555C1H2R2BB01#
				±0.25pF	GJM1555C1H2R2CB01#
			2.3pF	±0.05pF	GJM1555C1H2R3WB01#
				±0.1pF	GJM1555C1H2R3BB01#
				±0.25pF	GJM1555C1H2R3CB01#
			2.4pF	±0.05pF	GJM1555C1H2R4WB01#
				±0.1pF	GJM1555C1H2R4BB01#
				±0.25pF	GJM1555C1H2R4CB01#
			2.5pF	±0.05pF	GJM1555C1H2R5WB01#
				±0.1pF	GJM1555C1H2R5BB01#
				±0.25pF	GJM1555C1H2R5CB01#
			2.6pF	±0.05pF	GJM1555C1H2R6WB01#
				±0.1pF	GJM1555C1H2R6BB01#
				±0.25pF	GJM1555C1H2R6CB01#
			2.7pF	±0.05pF	GJM1555C1H2R7WB01#
				±0.1pF	GJM1555C1H2R7BB01#
				±0.25pF	GJM1555C1H2R7CB01#

Part number # indicates the package specification code.

GRM Series
GJM Series
GMA Series
GMD Series
GQM Series
GRJ Series
GR3 Series
KRM Series
KR3 Series
LLA Series
LLL Series
LLM Series
LLR Series
⚠Caution/Notice

GJM Series Temperature Compensating Type High Q Part Number List

(→ ■ 1.0x0.5mm)

T max.	Rated Voltage	TC Code	Cap.	Tol.	Part Number
0.55mm	50Vdc	COG	2.8pF	±0.05pF	GJM1555C1H2R8WB01#
				±0.1pF	GJM1555C1H2R8BB01#
				±0.25pF	GJM1555C1H2R8CB01#
			2.9pF	±0.05pF	GJM1555C1H2R9WB01#
				±0.1pF	GJM1555C1H2R9BB01#
				±0.25pF	GJM1555C1H2R9CB01#
			3.0pF	±0.05pF	GJM1555C1H3R0WB01#
				±0.1pF	GJM1555C1H3R0BB01#
				±0.25pF	GJM1555C1H3R0CB01#
			3.1pF	±0.05pF	GJM1555C1H3R1WB01#
				±0.1pF	GJM1555C1H3R1BB01#
				±0.25pF	GJM1555C1H3R1CB01#
			3.2pF	±0.05pF	GJM1555C1H3R2WB01#
				±0.1pF	GJM1555C1H3R2BB01#
				±0.25pF	GJM1555C1H3R2CB01#
			3.3pF	±0.05pF	GJM1555C1H3R3WB01#
				±0.1pF	GJM1555C1H3R3BB01#
				±0.25pF	GJM1555C1H3R3CB01#
			3.4pF	±0.05pF	GJM1555C1H3R4WB01#
				±0.1pF	GJM1555C1H3R4BB01#
				±0.25pF	GJM1555C1H3R4CB01#
			3.5pF	±0.05pF	GJM1555C1H3R5WB01#
				±0.1pF	GJM1555C1H3R5BB01#
				±0.25pF	GJM1555C1H3R5CB01#
			3.6pF	±0.05pF	GJM1555C1H3R6WB01#
				±0.1pF	GJM1555C1H3R6BB01#
				±0.25pF	GJM1555C1H3R6CB01#
			3.7pF	±0.05pF	GJM1555C1H3R7WB01#
				±0.1pF	GJM1555C1H3R7BB01#
				±0.25pF	GJM1555C1H3R7CB01#
			3.8pF	±0.05pF	GJM1555C1H3R8WB01#
				±0.1pF	GJM1555C1H3R8BB01#
				±0.25pF	GJM1555C1H3R8CB01#
			3.9pF	±0.05pF	GJM1555C1H3R9WB01#
				±0.1pF	GJM1555C1H3R9BB01#
				±0.25pF	GJM1555C1H3R9CB01#
			4.0pF	±0.05pF	GJM1555C1H4R0WB01#
				±0.1pF	GJM1555C1H4R0BB01#
				±0.25pF	GJM1555C1H4R0CB01#
			4.1pF	±0.05pF	GJM1555C1H4R1WB01#
				±0.1pF	GJM1555C1H4R1BB01#
				±0.25pF	GJM1555C1H4R1CB01#
			4.2pF	±0.05pF	GJM1555C1H4R2WB01#
				±0.1pF	GJM1555C1H4R2BB01#
				±0.25pF	GJM1555C1H4R2CB01#
4.3pF	±0.05pF	GJM1555C1H4R3WB01#			
	±0.1pF	GJM1555C1H4R3BB01#			
	±0.25pF	GJM1555C1H4R3CB01#			
4.4pF	±0.05pF	GJM1555C1H4R4WB01#			
	±0.1pF	GJM1555C1H4R4BB01#			
	±0.25pF	GJM1555C1H4R4CB01#			
4.5pF	±0.05pF	GJM1555C1H4R5WB01#			
	±0.1pF	GJM1555C1H4R5BB01#			
	±0.25pF	GJM1555C1H4R5CB01#			

T max.	Rated Voltage	TC Code	Cap.	Tol.	Part Number
0.55mm	50Vdc	COG	4.6pF	±0.05pF	GJM1555C1H4R6WB01#
				±0.1pF	GJM1555C1H4R6BB01#
				±0.25pF	GJM1555C1H4R6CB01#
			4.7pF	±0.05pF	GJM1555C1H4R7WB01#
				±0.1pF	GJM1555C1H4R7BB01#
				±0.25pF	GJM1555C1H4R7CB01#
			4.8pF	±0.05pF	GJM1555C1H4R8WB01#
				±0.1pF	GJM1555C1H4R8BB01#
				±0.25pF	GJM1555C1H4R8CB01#
			4.9pF	±0.05pF	GJM1555C1H4R9WB01#
				±0.1pF	GJM1555C1H4R9BB01#
				±0.25pF	GJM1555C1H4R9CB01#
			5.0pF	±0.05pF	GJM1555C1H5R0WB01#
				±0.1pF	GJM1555C1H5R0BB01#
				±0.25pF	GJM1555C1H5R0CB01#
			5.1pF	±0.05pF	GJM1555C1H5R1WB01#
				±0.1pF	GJM1555C1H5R1BB01#
				±0.25pF	GJM1555C1H5R1CB01#
			5.2pF	±0.05pF	GJM1555C1H5R2WB01#
				±0.1pF	GJM1555C1H5R2BB01#
				±0.25pF	GJM1555C1H5R2CB01#
			5.3pF	±0.05pF	GJM1555C1H5R3WB01#
				±0.1pF	GJM1555C1H5R3BB01#
				±0.25pF	GJM1555C1H5R3CB01#
			5.4pF	±0.05pF	GJM1555C1H5R4WB01#
				±0.1pF	GJM1555C1H5R4BB01#
				±0.25pF	GJM1555C1H5R4CB01#
			5.5pF	±0.05pF	GJM1555C1H5R5WB01#
				±0.1pF	GJM1555C1H5R5BB01#
				±0.25pF	GJM1555C1H5R5CB01#
			5.6pF	±0.05pF	GJM1555C1H5R6WB01#
				±0.1pF	GJM1555C1H5R6BB01#
				±0.25pF	GJM1555C1H5R6CB01#
			5.7pF	±0.05pF	GJM1555C1H5R7WB01#
				±0.1pF	GJM1555C1H5R7BB01#
				±0.25pF	GJM1555C1H5R7CB01#
			5.8pF	±0.05pF	GJM1555C1H5R8WB01#
				±0.1pF	GJM1555C1H5R8BB01#
				±0.25pF	GJM1555C1H5R8CB01#
			5.9pF	±0.05pF	GJM1555C1H5R9WB01#
				±0.1pF	GJM1555C1H5R9BB01#
				±0.25pF	GJM1555C1H5R9CB01#
			6.0pF	±0.05pF	GJM1555C1H6R0WB01#
				±0.1pF	GJM1555C1H6R0BB01#
				±0.25pF	GJM1555C1H6R0CB01#

Part number # indicates the package specification code.

GRM Series
 GJM Series
 GMA Series
 GMD Series
 GQM Series
 GRJ Series
 GR3 Series
 KRM Series
 KR3 Series
 LLA Series
 LLL Series
 LLM Series
 LLR Series
 ⚠Caution/
 Notice

GJM Series Temperature Compensating Type High Q Part Number List

(→ ■ 1.0x0.5mm)

T max.	Rated Voltage	TC Code	Cap.	Tol.	Part Number
0.55mm	50Vdc	COG	6.0pF	±0.5pF	GJM1555C1H6R0DB01#
				±0.05pF	GJM1555C1H6R1WB01#
			6.1pF	±0.1pF	GJM1555C1H6R1BB01#
				±0.25pF	GJM1555C1H6R1CB01#
				±0.5pF	GJM1555C1H6R1DB01#
				6.2pF	±0.05pF
			±0.1pF		GJM1555C1H6R2BB01#
			±0.25pF		GJM1555C1H6R2CB01#
			±0.5pF		GJM1555C1H6R2DB01#
			6.3pF	±0.05pF	GJM1555C1H6R3WB01#
				±0.1pF	GJM1555C1H6R3BB01#
				±0.25pF	GJM1555C1H6R3CB01#
				±0.5pF	GJM1555C1H6R3DB01#
			6.4pF	±0.05pF	GJM1555C1H6R4WB01#
				±0.1pF	GJM1555C1H6R4BB01#
				±0.25pF	GJM1555C1H6R4CB01#
				±0.5pF	GJM1555C1H6R4DB01#
			6.5pF	±0.05pF	GJM1555C1H6R5WB01#
				±0.1pF	GJM1555C1H6R5BB01#
				±0.25pF	GJM1555C1H6R5CB01#
				±0.5pF	GJM1555C1H6R5DB01#
			6.6pF	±0.05pF	GJM1555C1H6R6WB01#
				±0.1pF	GJM1555C1H6R6BB01#
				±0.25pF	GJM1555C1H6R6CB01#
				±0.5pF	GJM1555C1H6R6DB01#
			6.7pF	±0.05pF	GJM1555C1H6R7WB01#
				±0.1pF	GJM1555C1H6R7BB01#
				±0.25pF	GJM1555C1H6R7CB01#
				±0.5pF	GJM1555C1H6R7DB01#
			6.8pF	±0.05pF	GJM1555C1H6R8WB01#
				±0.1pF	GJM1555C1H6R8BB01#
				±0.25pF	GJM1555C1H6R8CB01#
				±0.5pF	GJM1555C1H6R8DB01#
			6.9pF	±0.05pF	GJM1555C1H6R9WB01#
				±0.1pF	GJM1555C1H6R9BB01#
				±0.25pF	GJM1555C1H6R9CB01#
				±0.5pF	GJM1555C1H6R9DB01#
			7.0pF	±0.05pF	GJM1555C1H7R0WB01#
				±0.1pF	GJM1555C1H7R0BB01#
				±0.25pF	GJM1555C1H7R0CB01#
				±0.5pF	GJM1555C1H7R0DB01#
			7.1pF	±0.05pF	GJM1555C1H7R1WB01#
				±0.1pF	GJM1555C1H7R1BB01#
				±0.25pF	GJM1555C1H7R1CB01#
				±0.5pF	GJM1555C1H7R1DB01#
			7.2pF	±0.05pF	GJM1555C1H7R2WB01#
				±0.1pF	GJM1555C1H7R2BB01#
				±0.25pF	GJM1555C1H7R2CB01#
				±0.5pF	GJM1555C1H7R2DB01#
			7.3pF	±0.05pF	GJM1555C1H7R3WB01#
				±0.1pF	GJM1555C1H7R3BB01#
				±0.25pF	GJM1555C1H7R3CB01#
				±0.5pF	GJM1555C1H7R3DB01#
			7.4pF	±0.05pF	GJM1555C1H7R4WB01#

T max.	Rated Voltage	TC Code	Cap.	Tol.	Part Number
0.55mm	50Vdc	COG	7.4pF	±0.1pF	GJM1555C1H7R4BB01#
				±0.25pF	GJM1555C1H7R4CB01#
				±0.5pF	GJM1555C1H7R4DB01#
			7.5pF	±0.05pF	GJM1555C1H7R5WB01#
				±0.1pF	GJM1555C1H7R5BB01#
				±0.25pF	GJM1555C1H7R5CB01#
			7.6pF	±0.05pF	GJM1555C1H7R6WB01#
				±0.1pF	GJM1555C1H7R6BB01#
				±0.25pF	GJM1555C1H7R6CB01#
			7.7pF	±0.05pF	GJM1555C1H7R7WB01#
				±0.1pF	GJM1555C1H7R7BB01#
				±0.25pF	GJM1555C1H7R7CB01#
			7.8pF	±0.05pF	GJM1555C1H7R8WB01#
				±0.1pF	GJM1555C1H7R8BB01#
				±0.25pF	GJM1555C1H7R8CB01#
			7.9pF	±0.05pF	GJM1555C1H7R9WB01#
				±0.1pF	GJM1555C1H7R9BB01#
				±0.25pF	GJM1555C1H7R9CB01#
			8.0pF	±0.05pF	GJM1555C1H8R0WB01#
				±0.1pF	GJM1555C1H8R0BB01#
				±0.25pF	GJM1555C1H8R0CB01#
			8.1pF	±0.05pF	GJM1555C1H8R1WB01#
				±0.1pF	GJM1555C1H8R1BB01#
				±0.25pF	GJM1555C1H8R1CB01#
			8.2pF	±0.05pF	GJM1555C1H8R2WB01#
				±0.1pF	GJM1555C1H8R2BB01#
				±0.25pF	GJM1555C1H8R2CB01#
			8.3pF	±0.05pF	GJM1555C1H8R3WB01#
				±0.1pF	GJM1555C1H8R3BB01#
				±0.25pF	GJM1555C1H8R3CB01#
			8.4pF	±0.05pF	GJM1555C1H8R4WB01#
				±0.1pF	GJM1555C1H8R4BB01#
				±0.25pF	GJM1555C1H8R4CB01#
			8.5pF	±0.05pF	GJM1555C1H8R5WB01#
				±0.1pF	GJM1555C1H8R5BB01#
				±0.25pF	GJM1555C1H8R5CB01#
			8.6pF	±0.05pF	GJM1555C1H8R6WB01#
				±0.1pF	GJM1555C1H8R6BB01#
				±0.25pF	GJM1555C1H8R6CB01#
			8.7pF	±0.05pF	GJM1555C1H8R7WB01#
				±0.1pF	GJM1555C1H8R7BB01#
				±0.25pF	GJM1555C1H8R7CB01#

Part number # indicates the package specification code.

GRM Series
 GJM Series
 GMA Series
 GMD Series
 GQM Series
 GRJ Series
 GR3 Series
 KRM Series
 KR3 Series
 LLA Series
 LLL Series
 LLM Series
 LLR Series
 ⚠Caution/ Notice

GJM Series Temperature Compensating Type High Q Part Number List

(→ ■ 1.0x0.5mm)

T max.	Rated Voltage	TC Code	Cap.	Tol.	Part Number	
0.55mm	50Vdc	COG	8.7pF	±0.5pF	GJM1555C1H8R7DB01#	
				8.8pF	±0.05pF	GJM1555C1H8R8WB01#
					±0.1pF	GJM1555C1H8R8BB01#
					±0.25pF	GJM1555C1H8R8CB01#
					±0.5pF	GJM1555C1H8R8DB01#
			8.9pF	±0.05pF	GJM1555C1H8R9WB01#	
				±0.1pF	GJM1555C1H8R9BB01#	
				±0.25pF	GJM1555C1H8R9CB01#	
				±0.5pF	GJM1555C1H8R9DB01#	
			9.0pF	±0.05pF	GJM1555C1H9R0WB01#	
				±0.1pF	GJM1555C1H9R0BB01#	
				±0.25pF	GJM1555C1H9R0CB01#	
				±0.5pF	GJM1555C1H9R0DB01#	
			9.1pF	±0.05pF	GJM1555C1H9R1WB01#	
				±0.1pF	GJM1555C1H9R1BB01#	
				±0.25pF	GJM1555C1H9R1CB01#	
				±0.5pF	GJM1555C1H9R1DB01#	
			9.2pF	±0.05pF	GJM1555C1H9R2WB01#	
				±0.1pF	GJM1555C1H9R2BB01#	
				±0.25pF	GJM1555C1H9R2CB01#	
				±0.5pF	GJM1555C1H9R2DB01#	
			9.3pF	±0.05pF	GJM1555C1H9R3WB01#	
				±0.1pF	GJM1555C1H9R3BB01#	
				±0.25pF	GJM1555C1H9R3CB01#	
				±0.5pF	GJM1555C1H9R3DB01#	
			9.4pF	±0.05pF	GJM1555C1H9R4WB01#	
				±0.1pF	GJM1555C1H9R4BB01#	
				±0.25pF	GJM1555C1H9R4CB01#	
				±0.5pF	GJM1555C1H9R4DB01#	
			9.5pF	±0.05pF	GJM1555C1H9R5WB01#	
				±0.1pF	GJM1555C1H9R5BB01#	
				±0.25pF	GJM1555C1H9R5CB01#	
				±0.5pF	GJM1555C1H9R5DB01#	
			9.6pF	±0.05pF	GJM1555C1H9R6WB01#	
				±0.1pF	GJM1555C1H9R6BB01#	
				±0.25pF	GJM1555C1H9R6CB01#	
				±0.5pF	GJM1555C1H9R6DB01#	
			9.7pF	±0.05pF	GJM1555C1H9R7WB01#	
				±0.1pF	GJM1555C1H9R7BB01#	
				±0.25pF	GJM1555C1H9R7CB01#	
				±0.5pF	GJM1555C1H9R7DB01#	
			9.8pF	±0.05pF	GJM1555C1H9R8WB01#	
				±0.1pF	GJM1555C1H9R8BB01#	
				±0.25pF	GJM1555C1H9R8CB01#	
				±0.5pF	GJM1555C1H9R8DB01#	
			9.9pF	±0.05pF	GJM1555C1H9R9WB01#	
				±0.1pF	GJM1555C1H9R9BB01#	
				±0.25pF	GJM1555C1H9R9CB01#	
				±0.5pF	GJM1555C1H9R9DB01#	
			10pF	±2%	GJM1555C1H100GB01#	
				±5%	GJM1555C1H100JB01#	
			11pF	±2%	GJM1555C1H110GB01#	
				±5%	GJM1555C1H110JB01#	
			12pF	±2%	GJM1555C1H120GB01#	

T max.	Rated Voltage	TC Code	Cap.	Tol.	Part Number
0.55mm	50Vdc	COG	12pF	±5%	GJM1555C1H120JB01#
				±2%	GJM1555C1H130GB01#
			13pF	±5%	GJM1555C1H130JB01#
				±2%	GJM1555C1H150GB01#
			15pF	±5%	GJM1555C1H150JB01#
				±2%	GJM1555C1H160GB01#
			16pF	±5%	GJM1555C1H160JB01#
				±2%	GJM1555C1H180GB01#
			18pF	±5%	GJM1555C1H180JB01#
				±2%	GJM1555C1H200GB01#
			20pF	±5%	GJM1555C1H200JB01#
				±1%	GJM1555C1H220FB01#
			22pF	±2%	GJM1555C1H220GB01#
				±5%	GJM1555C1H220JB01#
				±1%	GJM1555C1H240FB01#
			24pF	±2%	GJM1555C1H240GB01#
				±5%	GJM1555C1H240JB01#
				±1%	GJM1555C1H270FB01#
			27pF	±2%	GJM1555C1H270GB01#
				±5%	GJM1555C1H270JB01#
				±1%	GJM1555C1H300FB01#
			30pF	±2%	GJM1555C1H300GB01#
				±5%	GJM1555C1H300JB01#
				±1%	GJM1555C1H330FB01#
			33pF	±2%	GJM1555C1H330GB01#
				±5%	GJM1555C1H330JB01#
				±1%	GJM1555C1H360FB01#
			36pF	±2%	GJM1555C1H360GB01#
				±5%	GJM1555C1H360JB01#
				±1%	GJM1555C1H390FB01#
			39pF	±2%	GJM1555C1H390GB01#
				±5%	GJM1555C1H390JB01#
				±1%	GJM1555C1H430FB01#
			43pF	±2%	GJM1555C1H430GB01#
				±5%	GJM1555C1H430JB01#
				±1%	GJM1555C1H470FB01#
			47pF	±2%	GJM1555C1H470GB01#
				±5%	GJM1555C1H470JB01#
				0.10pF	±0.05pF
			±0.1pF		GJM1554C1HR10BB01#
			0.20pF	±0.05pF	GJM1554C1HR20WB01#
				±0.1pF	GJM1554C1HR20BB01#
0.30pF	±0.05pF	GJM1554C1HR30WB01#			
	±0.1pF	GJM1554C1HR30BB01#			
0.40pF	±0.05pF	GJM1554C1HR40WB01#			
	±0.1pF	GJM1554C1HR40BB01#			
0.50pF	±0.05pF	GJM1554C1HR50WB01#			
	±0.1pF	GJM1554C1HR50BB01#			
0.60pF	±0.05pF	GJM1554C1HR60WB01#			
	±0.1pF	GJM1554C1HR60BB01#			
0.70pF	±0.05pF	GJM1554C1HR70WB01#			
	±0.1pF	GJM1554C1HR70BB01#			
0.80pF	±0.05pF	GJM1554C1HR80WB01#			
	±0.1pF	GJM1554C1HR80BB01#			

Part number # indicates the package specification code.

GRM Series
GJM Series
 GMA Series
 GMD Series
 GQM Series
 GRJ Series
 GR3 Series
 KRM Series
 KR3 Series
 LLA Series
 LLL Series
 LLM Series
 LLR Series
 ⚠Caution/
 Notice

GJM Series Temperature Compensating Type High Q Part Number List

(→ ■ 1.0x0.5mm)

T max.	Rated Voltage	TC Code	Cap.	Tol.	Part Number
0.55mm	50Vdc	CK	0.90pF	±0.05pF	GJM1554C1HR90WB01#
				±0.1pF	GJM1554C1HR90BB01#
			1.0pF	±0.05pF	GJM1554C1H1R0WB01#
				±0.1pF	GJM1554C1H1R0BB01#
				±0.25pF	GJM1554C1H1R0CB01#
			1.1pF	±0.05pF	GJM1554C1H1R1WB01#
				±0.1pF	GJM1554C1H1R1BB01#
				±0.25pF	GJM1554C1H1R1CB01#
			1.2pF	±0.05pF	GJM1554C1H1R2WB01#
				±0.1pF	GJM1554C1H1R2BB01#
				±0.25pF	GJM1554C1H1R2CB01#
			1.3pF	±0.05pF	GJM1554C1H1R3WB01#
				±0.1pF	GJM1554C1H1R3BB01#
				±0.25pF	GJM1554C1H1R3CB01#
			1.4pF	±0.05pF	GJM1554C1H1R4WB01#
				±0.1pF	GJM1554C1H1R4BB01#
				±0.25pF	GJM1554C1H1R4CB01#
			1.5pF	±0.05pF	GJM1554C1H1R5WB01#
				±0.1pF	GJM1554C1H1R5BB01#
				±0.25pF	GJM1554C1H1R5CB01#
			1.6pF	±0.05pF	GJM1554C1H1R6WB01#
				±0.1pF	GJM1554C1H1R6BB01#
				±0.25pF	GJM1554C1H1R6CB01#
			1.7pF	±0.05pF	GJM1554C1H1R7WB01#
				±0.1pF	GJM1554C1H1R7BB01#
				±0.25pF	GJM1554C1H1R7CB01#
			1.8pF	±0.05pF	GJM1554C1H1R8WB01#
		±0.1pF		GJM1554C1H1R8BB01#	
		±0.25pF		GJM1554C1H1R8CB01#	
		1.9pF	±0.05pF	GJM1554C1H1R9WB01#	
			±0.1pF	GJM1554C1H1R9BB01#	
			±0.25pF	GJM1554C1H1R9CB01#	
		2.0pF	±0.05pF	GJM1554C1H2R0WB01#	
			±0.1pF	GJM1554C1H2R0BB01#	
			±0.25pF	GJM1554C1H2R0CB01#	
		CJ	2.1pF	±0.05pF	GJM1553C1H2R1WB01#
				±0.1pF	GJM1553C1H2R1BB01#
				±0.25pF	GJM1553C1H2R1CB01#
			2.2pF	±0.05pF	GJM1553C1H2R2WB01#
				±0.1pF	GJM1553C1H2R2BB01#
				±0.25pF	GJM1553C1H2R2CB01#
			2.3pF	±0.05pF	GJM1553C1H2R3WB01#
				±0.1pF	GJM1553C1H2R3BB01#
				±0.25pF	GJM1553C1H2R3CB01#
			2.4pF	±0.05pF	GJM1553C1H2R4WB01#
				±0.1pF	GJM1553C1H2R4BB01#
				±0.25pF	GJM1553C1H2R4CB01#
			2.5pF	±0.05pF	GJM1553C1H2R5WB01#
				±0.1pF	GJM1553C1H2R5BB01#
				±0.25pF	GJM1553C1H2R5CB01#
			2.6pF	±0.05pF	GJM1553C1H2R6WB01#
				±0.1pF	GJM1553C1H2R6BB01#
				±0.25pF	GJM1553C1H2R6CB01#
			2.7pF	±0.05pF	GJM1553C1H2R7WB01#

T max.	Rated Voltage	TC Code	Cap.	Tol.	Part Number
0.55mm	50Vdc	CJ	2.7pF	±0.1pF	GJM1553C1H2R7BB01#
				±0.25pF	GJM1553C1H2R7CB01#
			2.8pF	±0.05pF	GJM1553C1H2R8WB01#
				±0.1pF	GJM1553C1H2R8BB01#
				±0.25pF	GJM1553C1H2R8CB01#
			2.9pF	±0.05pF	GJM1553C1H2R9WB01#
				±0.1pF	GJM1553C1H2R9BB01#
				±0.25pF	GJM1553C1H2R9CB01#
			3.0pF	±0.05pF	GJM1553C1H3R0WB01#
				±0.1pF	GJM1553C1H3R0BB01#
				±0.25pF	GJM1553C1H3R0CB01#
			3.1pF	±0.05pF	GJM1553C1H3R1WB01#
				±0.1pF	GJM1553C1H3R1BB01#
				±0.25pF	GJM1553C1H3R1CB01#
			3.2pF	±0.05pF	GJM1553C1H3R2WB01#
				±0.1pF	GJM1553C1H3R2BB01#
				±0.25pF	GJM1553C1H3R2CB01#
			3.3pF	±0.05pF	GJM1553C1H3R3WB01#
				±0.1pF	GJM1553C1H3R3BB01#
				±0.25pF	GJM1553C1H3R3CB01#
			3.4pF	±0.05pF	GJM1553C1H3R4WB01#
				±0.1pF	GJM1553C1H3R4BB01#
				±0.25pF	GJM1553C1H3R4CB01#
			3.5pF	±0.05pF	GJM1553C1H3R5WB01#
				±0.1pF	GJM1553C1H3R5BB01#
				±0.25pF	GJM1553C1H3R5CB01#
			3.6pF	±0.05pF	GJM1553C1H3R6WB01#
		±0.1pF		GJM1553C1H3R6BB01#	
		±0.25pF		GJM1553C1H3R6CB01#	
		3.7pF	±0.05pF	GJM1553C1H3R7WB01#	
			±0.1pF	GJM1553C1H3R7BB01#	
			±0.25pF	GJM1553C1H3R7CB01#	
		3.8pF	±0.05pF	GJM1553C1H3R8WB01#	
			±0.1pF	GJM1553C1H3R8BB01#	
			±0.25pF	GJM1553C1H3R8CB01#	
		3.9pF	±0.05pF	GJM1553C1H3R9WB01#	
			±0.1pF	GJM1553C1H3R9BB01#	
			±0.25pF	GJM1553C1H3R9CB01#	
		CH	4.0pF	±0.05pF	GJM1552C1H4R0WB01#
				±0.1pF	GJM1552C1H4R0BB01#
				±0.25pF	GJM1552C1H4R0CB01#
			4.1pF	±0.05pF	GJM1552C1H4R1WB01#
				±0.1pF	GJM1552C1H4R1BB01#
				±0.25pF	GJM1552C1H4R1CB01#
			4.2pF	±0.05pF	GJM1552C1H4R2WB01#
				±0.1pF	GJM1552C1H4R2BB01#
				±0.25pF	GJM1552C1H4R2CB01#
			4.3pF	±0.05pF	GJM1552C1H4R3WB01#
				±0.1pF	GJM1552C1H4R3BB01#
				±0.25pF	GJM1552C1H4R3CB01#
			4.4pF	±0.05pF	GJM1552C1H4R4WB01#
				±0.1pF	GJM1552C1H4R4BB01#
				±0.25pF	GJM1552C1H4R4CB01#
			4.5pF	±0.05pF	GJM1552C1H4R5WB01#

Part number # indicates the package specification code.

GRM Series
 GJM Series
 GMA Series
 GMD Series
 GQM Series
 GRJ Series
 GR3 Series
 GR3 Series
 KRM Series
 KR3 Series
 LLA Series
 LLL Series
 LLM Series
 LLR Series
 ⚠Caution/ Notice

GJM Series Temperature Compensating Type High Q Part Number List

(→ ■ 1.0x0.5mm)

T max.	Rated Voltage	TC Code	Cap.	Tol.	Part Number
0.55mm	50Vdc	CH	4.5pF	±0.1pF	GJM1552C1H4R5BB01#
				±0.25pF	GJM1552C1H4R5CB01#
			4.6pF	±0.05pF	GJM1552C1H4R6WB01#
				±0.1pF	GJM1552C1H4R6BB01#
			4.7pF	±0.05pF	GJM1552C1H4R7WB01#
				±0.1pF	GJM1552C1H4R7BB01#
			4.8pF	±0.05pF	GJM1552C1H4R8WB01#
				±0.1pF	GJM1552C1H4R8BB01#
			4.9pF	±0.05pF	GJM1552C1H4R9WB01#
				±0.1pF	GJM1552C1H4R9BB01#
			5.0pF	±0.05pF	GJM1552C1H5R0WB01#
				±0.1pF	GJM1552C1H5R0BB01#
			5.1pF	±0.05pF	GJM1552C1H5R1WB01#
				±0.1pF	GJM1552C1H5R1BB01#
			5.2pF	±0.05pF	GJM1552C1H5R2WB01#
				±0.1pF	GJM1552C1H5R2BB01#
			5.3pF	±0.05pF	GJM1552C1H5R3WB01#
				±0.1pF	GJM1552C1H5R3BB01#
			5.4pF	±0.05pF	GJM1552C1H5R4WB01#
				±0.1pF	GJM1552C1H5R4BB01#
			5.5pF	±0.05pF	GJM1552C1H5R5WB01#
				±0.1pF	GJM1552C1H5R5BB01#
			5.6pF	±0.05pF	GJM1552C1H5R6WB01#
				±0.1pF	GJM1552C1H5R6BB01#
			5.7pF	±0.05pF	GJM1552C1H5R7WB01#
				±0.1pF	GJM1552C1H5R7BB01#
			5.8pF	±0.05pF	GJM1552C1H5R8WB01#
				±0.1pF	GJM1552C1H5R8BB01#
			5.9pF	±0.05pF	GJM1552C1H5R9WB01#
				±0.1pF	GJM1552C1H5R9BB01#
			6.0pF	±0.05pF	GJM1552C1H6R0WB01#
				±0.1pF	GJM1552C1H6R0BB01#

T max.	Rated Voltage	TC Code	Cap.	Tol.	Part Number
0.55mm	50Vdc	CH	6.0pF	±0.1pF	GJM1552C1H6R0BB01#
				±0.25pF	GJM1552C1H6R0CB01#
				±0.5pF	GJM1552C1H6R0DB01#
			6.1pF	±0.05pF	GJM1552C1H6R1WB01#
				±0.1pF	GJM1552C1H6R1BB01#
				±0.25pF	GJM1552C1H6R1CB01#
			6.2pF	±0.05pF	GJM1552C1H6R2WB01#
				±0.1pF	GJM1552C1H6R2BB01#
				±0.25pF	GJM1552C1H6R2CB01#
			6.3pF	±0.05pF	GJM1552C1H6R3WB01#
				±0.1pF	GJM1552C1H6R3BB01#
				±0.25pF	GJM1552C1H6R3CB01#
			6.4pF	±0.05pF	GJM1552C1H6R4WB01#
				±0.1pF	GJM1552C1H6R4BB01#
				±0.25pF	GJM1552C1H6R4CB01#
			6.5pF	±0.05pF	GJM1552C1H6R5WB01#
				±0.1pF	GJM1552C1H6R5BB01#
				±0.25pF	GJM1552C1H6R5CB01#
			6.6pF	±0.05pF	GJM1552C1H6R6WB01#
				±0.1pF	GJM1552C1H6R6BB01#
				±0.25pF	GJM1552C1H6R6CB01#
			6.7pF	±0.05pF	GJM1552C1H6R7WB01#
				±0.1pF	GJM1552C1H6R7BB01#
				±0.25pF	GJM1552C1H6R7CB01#
			6.8pF	±0.05pF	GJM1552C1H6R8WB01#
				±0.1pF	GJM1552C1H6R8BB01#
				±0.25pF	GJM1552C1H6R8CB01#
			6.9pF	±0.05pF	GJM1552C1H6R9WB01#
				±0.1pF	GJM1552C1H6R9BB01#
				±0.25pF	GJM1552C1H6R9CB01#
			7.0pF	±0.05pF	GJM1552C1H7R0WB01#
				±0.1pF	GJM1552C1H7R0BB01#
				±0.25pF	GJM1552C1H7R0CB01#
			7.1pF	±0.05pF	GJM1552C1H7R1WB01#
				±0.1pF	GJM1552C1H7R1BB01#
				±0.25pF	GJM1552C1H7R1CB01#
			7.2pF	±0.05pF	GJM1552C1H7R2WB01#
				±0.1pF	GJM1552C1H7R2BB01#
				±0.25pF	GJM1552C1H7R2CB01#
			7.3pF	±0.05pF	GJM1552C1H7R3WB01#
				±0.1pF	GJM1552C1H7R3BB01#
				±0.25pF	GJM1552C1H7R3CB01#

Part number # indicates the package specification code.

GRM Series
 GJM Series
 GMA Series
 GMD Series
 GQM Series
 GRJ Series
 GR3 Series
 KRM Series
 KR3 Series
 LLA Series
 LLL Series
 LLM Series
 LLR Series
 ⚠Caution/
 Notice

GJM Series Temperature Compensating Type High Q Part Number List

(→ ■ 1.0x0.5mm)

T max.	Rated Voltage	TC Code	Cap.	Tol.	Part Number
0.55mm	50Vdc	CH	7.3pF	±0.5pF	GJM1552C1H7R3DB01#
				±0.05pF	GJM1552C1H7R4WB01#
			7.4pF	±0.1pF	GJM1552C1H7R4BB01#
				±0.25pF	GJM1552C1H7R4CB01#
				±0.5pF	GJM1552C1H7R4DB01#
				7.5pF	±0.05pF
			±0.1pF		GJM1552C1H7R5BB01#
			±0.25pF		GJM1552C1H7R5CB01#
			±0.5pF		GJM1552C1H7R5DB01#
			7.6pF	±0.05pF	GJM1552C1H7R6WB01#
				±0.1pF	GJM1552C1H7R6BB01#
				±0.25pF	GJM1552C1H7R6CB01#
				±0.5pF	GJM1552C1H7R6DB01#
			7.7pF	±0.05pF	GJM1552C1H7R7WB01#
				±0.1pF	GJM1552C1H7R7BB01#
				±0.25pF	GJM1552C1H7R7CB01#
				±0.5pF	GJM1552C1H7R7DB01#
			7.8pF	±0.05pF	GJM1552C1H7R8WB01#
				±0.1pF	GJM1552C1H7R8BB01#
				±0.25pF	GJM1552C1H7R8CB01#
				±0.5pF	GJM1552C1H7R8DB01#
			7.9pF	±0.05pF	GJM1552C1H7R9WB01#
				±0.1pF	GJM1552C1H7R9BB01#
				±0.25pF	GJM1552C1H7R9CB01#
				±0.5pF	GJM1552C1H7R9DB01#
			8.0pF	±0.05pF	GJM1552C1H8R0WB01#
				±0.1pF	GJM1552C1H8R0BB01#
				±0.25pF	GJM1552C1H8R0CB01#
				±0.5pF	GJM1552C1H8R0DB01#
			8.1pF	±0.05pF	GJM1552C1H8R1WB01#
				±0.1pF	GJM1552C1H8R1BB01#
				±0.25pF	GJM1552C1H8R1CB01#
				±0.5pF	GJM1552C1H8R1DB01#
			8.2pF	±0.05pF	GJM1552C1H8R2WB01#
				±0.1pF	GJM1552C1H8R2BB01#
				±0.25pF	GJM1552C1H8R2CB01#
				±0.5pF	GJM1552C1H8R2DB01#
			8.3pF	±0.05pF	GJM1552C1H8R3WB01#
				±0.1pF	GJM1552C1H8R3BB01#
				±0.25pF	GJM1552C1H8R3CB01#
				±0.5pF	GJM1552C1H8R3DB01#
			8.4pF	±0.05pF	GJM1552C1H8R4WB01#
				±0.1pF	GJM1552C1H8R4BB01#
				±0.25pF	GJM1552C1H8R4CB01#
				±0.5pF	GJM1552C1H8R4DB01#
			8.5pF	±0.05pF	GJM1552C1H8R5WB01#
				±0.1pF	GJM1552C1H8R5BB01#
				±0.25pF	GJM1552C1H8R5CB01#
				±0.5pF	GJM1552C1H8R5DB01#
			8.6pF	±0.05pF	GJM1552C1H8R6WB01#
				±0.1pF	GJM1552C1H8R6BB01#
				±0.25pF	GJM1552C1H8R6CB01#
				±0.5pF	GJM1552C1H8R6DB01#
			8.7pF	±0.05pF	GJM1552C1H8R7WB01#

T max.	Rated Voltage	TC Code	Cap.	Tol.	Part Number
0.55mm	50Vdc	CH	8.7pF	±0.1pF	GJM1552C1H8R7BB01#
				±0.25pF	GJM1552C1H8R7CB01#
				±0.5pF	GJM1552C1H8R7DB01#
			8.8pF	±0.05pF	GJM1552C1H8R8WB01#
				±0.1pF	GJM1552C1H8R8BB01#
				±0.25pF	GJM1552C1H8R8CB01#
			8.9pF	±0.05pF	GJM1552C1H8R9WB01#
				±0.1pF	GJM1552C1H8R9BB01#
				±0.25pF	GJM1552C1H8R9CB01#
			9.0pF	±0.05pF	GJM1552C1H9R0WB01#
				±0.1pF	GJM1552C1H9R0BB01#
				±0.25pF	GJM1552C1H9R0CB01#
			9.1pF	±0.05pF	GJM1552C1H9R1WB01#
				±0.1pF	GJM1552C1H9R1BB01#
				±0.25pF	GJM1552C1H9R1CB01#
			9.2pF	±0.05pF	GJM1552C1H9R2WB01#
				±0.1pF	GJM1552C1H9R2BB01#
				±0.25pF	GJM1552C1H9R2CB01#
			9.3pF	±0.05pF	GJM1552C1H9R3WB01#
				±0.1pF	GJM1552C1H9R3BB01#
				±0.25pF	GJM1552C1H9R3CB01#
			9.4pF	±0.05pF	GJM1552C1H9R4WB01#
				±0.1pF	GJM1552C1H9R4BB01#
				±0.25pF	GJM1552C1H9R4CB01#
			9.5pF	±0.05pF	GJM1552C1H9R5WB01#
				±0.1pF	GJM1552C1H9R5BB01#
				±0.25pF	GJM1552C1H9R5CB01#
			9.6pF	±0.05pF	GJM1552C1H9R6WB01#
				±0.1pF	GJM1552C1H9R6BB01#
				±0.25pF	GJM1552C1H9R6CB01#
			9.7pF	±0.05pF	GJM1552C1H9R7WB01#
				±0.1pF	GJM1552C1H9R7BB01#
				±0.25pF	GJM1552C1H9R7CB01#
			9.8pF	±0.05pF	GJM1552C1H9R8WB01#
				±0.1pF	GJM1552C1H9R8BB01#
				±0.25pF	GJM1552C1H9R8CB01#
			9.9pF	±0.05pF	GJM1552C1H9R9WB01#
				±0.1pF	GJM1552C1H9R9BB01#
				±0.25pF	GJM1552C1H9R9CB01#
			10pF	±2%	GJM1552C1H100GB01#
				±5%	GJM1552C1H100JB01#
			11pF	±2%	GJM1552C1H110GB01#

Part number # indicates the package specification code.

GRM Series
 GJM Series
 GMA Series
 GMD Series
 GQM Series
 GRJ Series
 GR3 Series
 KRM Series
 KR3 Series
 LLA Series
 LLL Series
 LLM Series
 LLR Series
 ⚠Caution/ Notice

GJM Series Temperature Compensating Type High Q Part Number List

(→ ■ 1.0x0.5mm)

T max.	Rated Voltage	TC Code	Cap.	Tol.	Part Number
0.55mm	50Vdc	CH	11pF	±5%	GJM1552C1H110JB01#
				±2%	GJM1552C1H120GB01#
			12pF	±5%	GJM1552C1H120JB01#
				±2%	GJM1552C1H130GB01#
			13pF	±5%	GJM1552C1H130JB01#
				±2%	GJM1552C1H150GB01#
			15pF	±5%	GJM1552C1H150JB01#
				±2%	GJM1552C1H160GB01#
			16pF	±5%	GJM1552C1H160JB01#
				±2%	GJM1552C1H180GB01#
			18pF	±5%	GJM1552C1H180JB01#
				±2%	GJM1552C1H200GB01#
			20pF	±5%	GJM1552C1H200JB01#
				±1%	GJM1552C1H220FB01#
			22pF	±2%	GJM1552C1H220GB01#
				±5%	GJM1552C1H220JB01#
				±1%	GJM1552C1H240FB01#
			24pF	±2%	GJM1552C1H240GB01#
				±5%	GJM1552C1H240JB01#
				±1%	GJM1552C1H270FB01#
			27pF	±2%	GJM1552C1H270GB01#
				±5%	GJM1552C1H270JB01#
				±1%	GJM1552C1H300FB01#
			30pF	±2%	GJM1552C1H300GB01#
				±5%	GJM1552C1H300JB01#
				±1%	GJM1552C1H330FB01#
			33pF	±2%	GJM1552C1H330GB01#
				±5%	GJM1552C1H330JB01#
				±1%	GJM1552C1H360FB01#
			36pF	±2%	GJM1552C1H360GB01#
				±5%	GJM1552C1H360JB01#
				±1%	GJM1552C1H390FB01#
			39pF	±2%	GJM1552C1H390GB01#
				±5%	GJM1552C1H390JB01#
				±1%	GJM1552C1H430FB01#
			43pF	±2%	GJM1552C1H430GB01#
				±5%	GJM1552C1H430JB01#
				±1%	GJM1552C1H470FB01#
			47pF	±2%	GJM1552C1H470GB01#
				±5%	GJM1552C1H470JB01#

GRM Series

GJM Series

GMA Series

GMD Series

GQM Series

GRJ Series

GR3 Series

KRM Series

KR3 Series

LLA Series

LLL Series

LLM Series

LLR Series

⚠Caution/
Notice

Top & Bottom Electrode Type for Bonding

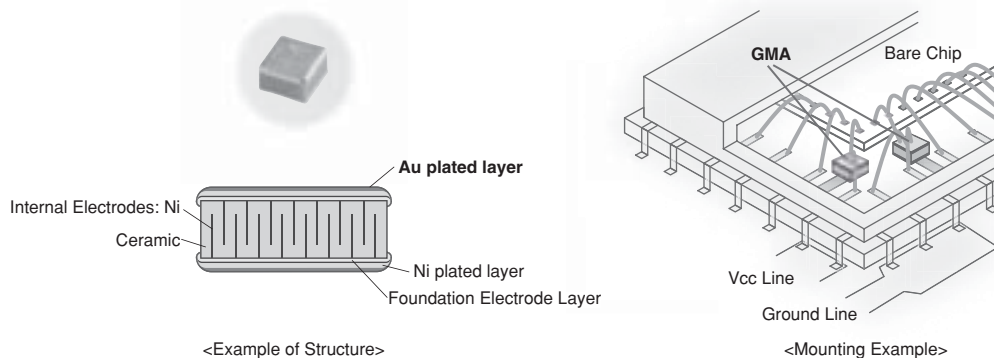
GMA Series

This capacitor is suitable for wire bonding mounting by the external electrodes of Au plating.
 Mounting in IC packages is also possible with the upper/lower electrode structure!

Features

1 Allows for high density mounting.

Noise can be reduced by eliminating the routing of the wire, and high efficiency can be achieved with a built-in capacitor in a package, such as IC. Miniaturization of the set is also possible.

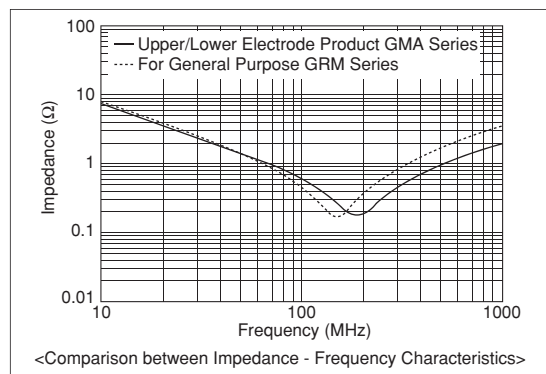


2 Ideal for bypass applications.

Achieved small size and large capacity with a multilayer structure.

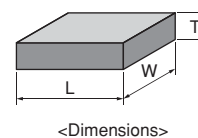
3 Excellent in high frequency characteristics.

Since the capacitor consists of an upper/lower electrode structure, the current path becomes shorter and lowers the ESL. Compared with the general purpose GRM series of the same capacity, the impedance of this product becomes lower at high frequencies.



Specifications

Size	0.38×0.38mm to 0.8×0.8mm
Rated Voltage	DC6.3V to 100V
Capacitance	100pF to 0.47μF
Main Applications	1. Optical communication related equipment 2. Various device related, such as GaAsIC (mounted in IC packages) 3. Measuring instruments, other ultra compact/thin devices



This catalog contains only a portion of the product lineup.
 Please refer to the capacitor search tool on the Murata Web site for details.

GMA Series High Dielectric Constant Type Part Number List

■ 0.38x0.38mm Ultra-compact

T max.	Rated Voltage	TC Code	Cap.	Tol.	Part Number	
0.35mm	10Vdc	X7R	1000pF	±20%	GMA0D3R71A102MA01#	
			1500pF	±20%	GMA0D3R71A152MA01#	
			1800pF	±20%	GMA0D3R71A182MA01#	
			10000pF	±20%	GMA0D3R71A103MA01#	
			R	1000pF	±20%	GMA0D3R11A102MA01#
				1500pF	±20%	GMA0D3R11A152MA01#
		1800pF		±20%	GMA0D3R11A182MA01#	
		B	1000pF	±20%	GMA0D3B11A102MA01#	
			1500pF	±20%	GMA0D3B11A152MA01#	
			1800pF	±20%	GMA0D3B11A182MA01#	

■ 0.5x0.5mm

T max.	Rated Voltage	TC Code	Cap.	Tol.	Part Number		
0.4mm	100Vdc	X7R	100pF	±20%	GMA05XR72A101MA01#		
			150pF	±20%	GMA05XR72A151MA01#		
			220pF	±20%	GMA05XR72A221MA01#		
			330pF	±20%	GMA05XR72A331MA01#		
			470pF	±20%	GMA05XR72A471MA01#		
			680pF	±20%	GMA05XR72A681MA01#		
			1000pF	±20%	GMA05XR72A102MA01#		
			X7R	1500pF	±20%	GMA05XR71E152MA11#	
				2200pF	±20%	GMA05XR71E222MA11#	
		3300pF		±20%	GMA05XR71E332MA11#		
		B	1500pF	±20%	GMA05XB31E152MA11#		
			2200pF	±20%	GMA05XB31E222MA11#		
			3300pF	±20%	GMA05XB31E332MA11#		
		25Vdc	X7R	4700pF	±20%	GMA05XR71E472MA11#	
				X7R	6800pF	±20%	GMA05XR71A682MA01#
					10000pF	±20%	GMA05XR71A103MA01#
					15000pF	±20%	GMA05XR71A153MA01#
					22000pF	±20%	GMA05XR71A223MA01#
	R			6800pF	±20%	GMA05XR11A682MA01#	
			10000pF	±20%	GMA05XR11A103MA01#		
			15000pF	±20%	GMA05XR11A153MA01#		
	B		22000pF	±20%	GMA05XR11A223MA01#		
			6800pF	±20%	GMA05XB11A682MA01#		
			10000pF	±20%	GMA05XB11A103MA01#		
	15000pF		±20%	GMA05XB11A153MA01#			
		22000pF	±20%	GMA05XB11A223MA01#			
		6.3Vdc	X5R	0.10μF	±20%	GMA05XR60J104ME12#	
	B		0.10μF	±20%	GMA05XB30J104ME12#		

■ 0.8x0.8mm

T max.	Rated Voltage	TC Code	Cap.	Tol.	Part Number
0.6mm	100Vdc	X7R	1500pF	±20%	GMA08R72A152MA01#
			2200pF	±20%	GMA08R72A222MA01#

T max.	Rated Voltage	TC Code	Cap.	Tol.	Part Number	
0.6mm	100Vdc	X7R	3300pF	±20%	GMA08R72A332MA01#	
			4700pF	±20%	GMA08R72A472MA01#	
			6800pF	±20%	GMA08R72A682MA01#	
		25Vdc	X7R	10000pF	±20%	GMA08R71E103MA11#
				15000pF	±20%	GMA08R71E153MA11#
				22000pF	±20%	GMA08R71E223MA11#
	B		10000pF	±20%	GMA08B31E103MA11#	
			15000pF	±20%	GMA08B31E153MA11#	
			22000pF	±20%	GMA08B31E223MA11#	
	10Vdc	X7R	33000pF	±20%	GMA08R71A333MA01#	
			47000pF	±20%	GMA08R71A473MA01#	
			68000pF	±20%	GMA08R71A683MA01#	
			0.10μF	±20%	GMA08R71A104MA01#	
			R	33000pF	±20%	GMA08R11A333MA01#
				47000pF	±20%	GMA08R11A473MA01#
		68000pF		±20%	GMA08R11A683MA01#	
		B	0.10μF	±20%	GMA08R11A104MA01#	
			33000pF	±20%	GMA08B11A333MA01#	
			47000pF	±20%	GMA08B11A473MA01#	
		68000pF	±20%	GMA08B11A683MA01#		
			0.10μF	±20%	GMA08B11A104MA01#	
	6.3Vdc		X5R	0.47μF	±20%	GMA08R60J474ME12#
		B	0.47μF	±20%	GMA08B30J474ME12#	

Part number # indicates the package specification code.

GRM Series
 GJM Series
 GMA Series
 GMD Series
 GQM Series
 GRJ Series
 GR3 Series
 KRM Series
 KR3 Series
 LLA Series
 LLL Series
 LLM Series
 LLR Series
 ⚠Caution/
 Notice

Product for Bonding/AuSn Soldering

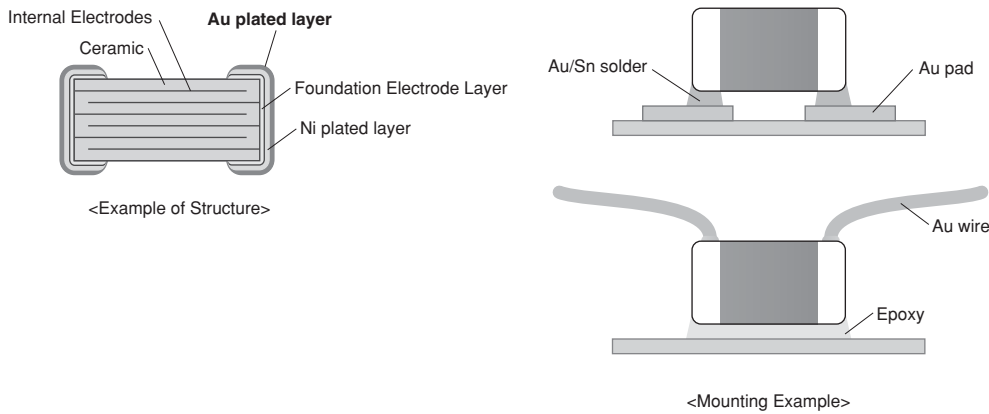
GMD Series

This capacitor is compatible to wire bonding mounting by the external electrodes of Au plating.

Features

1 Can be mounted by wire bonding and AuSn soldering.

Since the external electrodes are based on the Au plating specification, mounting by wire/die bonding is possible.



2 Ideal for mounting in packages, such as optical communication related devices , IC and etc.

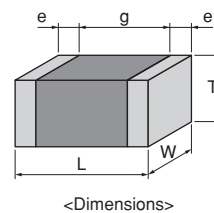
Noise can be reduced by eliminating the routing of the wire, and high efficiency can be achieved with a built-in capacitor in the package, such as TO-CAN, IC and etc. by wire bonding mounting.

3 Contributes to the miniaturization of the set.

Murata offers a lineup of small size products, such as the 0603 (0201) and 1005 (0402) in mm (inch).

Specifications

Size	0.6×0.3mm to 1.0×0.5mm
Rated Voltage	DC6.3V to 50V
Capacitance	100pF to 1.0μF
Main Applications	1. Optical communication related equipment 2. Mounting in IC packages



This catalog contains only a portion of the product lineup.
 Please refer to the capacitor search tool on the Murata Web site for details.

GRM Series
 GJM Series
 GMA Series
GMD Series
 GQM Series
 GRJ Series
 GR3 Series
 KRM Series
 KR3 Series
 LLA Series
 LLL Series
 LLM Series
 LLR Series
 ⚠Caution/Notice

GMD Series High Dielectric Constant Type Part Number List

0.6x0.3mm Ultra-compact

T max.	Rated Voltage	TC Code	Cap.	Tol.	Part Number		
0.33mm	25Vdc	X7R	100pF	±10%	GMD033R71E101KA01#		
			120pF	±10%	GMD033R71E121KA01#		
			150pF	±10%	GMD033R71E151KA01#		
			180pF	±10%	GMD033R71E181KA01#		
			220pF	±10%	GMD033R71E221KA01#		
			270pF	±10%	GMD033R71E271KA01#		
			330pF	±10%	GMD033R71E331KA01#		
			390pF	±10%	GMD033R71E391KA01#		
			470pF	±10%	GMD033R71E471KA01#		
			560pF	±10%	GMD033R71E561KA01#		
			680pF	±10%	GMD033R71E681KA01#		
			820pF	±10%	GMD033R71E821KA01#		
			1000pF	±10%	GMD033R71E102KA01#		
			1200pF	±10%	GMD033R71E122KA01#		
			1500pF	±10%	GMD033R71E152KA01#		
			R	100pF	±10%	GMD033R11E101KA01#	
				120pF	±10%	GMD033R11E121KA01#	
				150pF	±10%	GMD033R11E151KA01#	
				180pF	±10%	GMD033R11E181KA01#	
				220pF	±10%	GMD033R11E221KA01#	
		270pF		±10%	GMD033R11E271KA01#		
		330pF		±10%	GMD033R11E331KA01#		
		390pF		±10%	GMD033R11E391KA01#		
		470pF		±10%	GMD033R11E471KA01#		
		560pF		±10%	GMD033R11E561KA01#		
		680pF		±10%	GMD033R11E681KA01#		
		820pF		±10%	GMD033R11E821KA01#		
		1000pF		±10%	GMD033R11E102KA01#		
		1200pF		±10%	GMD033R11E122KA01#		
		1500pF		±10%	GMD033R11E152KA01#		
		B		100pF	±10%	GMD033B11E101KA01#	
				120pF	±10%	GMD033B11E121KA01#	
				150pF	±10%	GMD033B11E151KA01#	
				180pF	±10%	GMD033B11E181KA01#	
				220pF	±10%	GMD033B11E221KA01#	
			270pF	±10%	GMD033B11E271KA01#		
			330pF	±10%	GMD033B11E331KA01#		
			390pF	±10%	GMD033B11E391KA01#		
			470pF	±10%	GMD033B11E471KA01#		
			560pF	±10%	GMD033B11E561KA01#		
			680pF	±10%	GMD033B11E681KA01#		
			820pF	±10%	GMD033B11E821KA01#		
			1000pF	±10%	GMD033B11E102KA01#		
			1200pF	±10%	GMD033B11E122KA01#		
			1500pF	±10%	GMD033B11E152KA01#		
			16Vdc	X7R	1800pF	±10%	GMD033R71C182KA11#
					2200pF	±10%	GMD033R71C222KA11#
					2700pF	±10%	GMD033R71C272KA11#
					3300pF	±10%	GMD033R71C332KA11#
					R	1800pF	±10%
	2200pF	±10%		GMD033R11C222KA11#			
	2700pF	±10%		GMD033R11C272KA11#			

T max.	Rated Voltage	TC Code	Cap.	Tol.	Part Number	
0.33mm	16Vdc	R	3300pF	±10%	GMD033R11C332KA11#	
			B	1800pF	±10%	GMD033B31C182KA11#
			2200pF	±10%	GMD033B31C222KA11#	
			2700pF	±10%	GMD033B31C272KA11#	
		3300pF	±10%	GMD033B31C332KA11#		
		10Vdc	X7R	3900pF	±10%	GMD033R71A392KA01#
				4700pF	±10%	GMD033R71A472KA01#
				5600pF	±10%	GMD033R71A562KA01#
				6800pF	±10%	GMD033R71A682KA01#
				8200pF	±10%	GMD033R71A822KA01#
	10000pF			±10%	GMD033R71A103KA01#	
	R	3900pF	±10%	GMD033R11A392KA01#		
		4700pF	±10%	GMD033R11A472KA01#		
		5600pF	±10%	GMD033R11A562KA01#		
		6800pF	±10%	GMD033R11A682KA01#		
		8200pF	±10%	GMD033R11A822KA01#		
		10000pF	±10%	GMD033R11A103KA01#		
		B	3900pF	±10%	GMD033B11A392KA01#	
			4700pF	±10%	GMD033B11A472KA01#	
			5600pF	±10%	GMD033B11A562KA01#	
6800pF			±10%	GMD033B11A682KA01#		
8200pF	±10%		GMD033B11A822KA01#			
10000pF	±10%		GMD033B11A103KA01#			
6.3Vdc	X5R	56000pF	±10%	GMD033R60J563KE11#		
		68000pF	±10%	GMD033R60J683KE11#		
		82000pF	±10%	GMD033R60J823KE11#		
		0.10μF	±10%	GMD033R60J104KE11#		
	B	56000pF	±10%	GMD033B30J563KE11#		
		68000pF	±10%	GMD033B30J683KE11#		
		82000pF	±10%	GMD033B30J823KE11#		
		0.10μF	±10%	GMD033B30J104KE11#		

1.0x0.5mm

T max.	Rated Voltage	TC Code	Cap.	Tol.	Part Number	
0.55mm	50Vdc	X7R	220pF	±10%	GMD155R71H221KA01#	
			270pF	±10%	GMD155R71H271KA01#	
			330pF	±10%	GMD155R71H331KA01#	
			390pF	±10%	GMD155R71H391KA01#	
			470pF	±10%	GMD155R71H471KA01#	
			560pF	±10%	GMD155R71H561KA01#	
			680pF	±10%	GMD155R71H681KA01#	
			820pF	±10%	GMD155R71H821KA01#	
			1000pF	±10%	GMD155R71H102KA01#	
			1200pF	±10%	GMD155R71H122KA01#	
		R	1500pF	±10%	GMD155R71H152KA01#	
			1800pF	±10%	GMD155R71H182KA01#	
			2200pF	±10%	GMD155R71H222KA01#	
			2700pF	±10%	GMD155R71H272KA01#	
			3300pF	±10%	GMD155R71H332KA01#	
			3900pF	±10%	GMD155R71H392KA01#	
			4700pF	±10%	GMD155R71H472KA01#	
			R	220pF	±10%	GMD155R11H221KA01#

Part number # indicates the package specification code.

GMD Series High Dielectric Constant Type Part Number List

(→ ■ 1.0x0.5mm)

T max.	Rated Voltage	TC Code	Cap.	Tol.	Part Number	
0.55mm	50Vdc	R	270pF	±10%	GMD155R11H271KA01#	
			330pF	±10%	GMD155R11H331KA01#	
			390pF	±10%	GMD155R11H391KA01#	
			470pF	±10%	GMD155R11H471KA01#	
			560pF	±10%	GMD155R11H561KA01#	
			680pF	±10%	GMD155R11H681KA01#	
			820pF	±10%	GMD155R11H821KA01#	
			1000pF	±10%	GMD155R11H102KA01#	
			1200pF	±10%	GMD155R11H122KA01#	
			1500pF	±10%	GMD155R11H152KA01#	
			1800pF	±10%	GMD155R11H182KA01#	
			2200pF	±10%	GMD155R11H222KA01#	
			2700pF	±10%	GMD155R11H272KA01#	
			3300pF	±10%	GMD155R11H332KA01#	
			3900pF	±10%	GMD155R11H392KA01#	
			4700pF	±10%	GMD155R11H472KA01#	
			B	220pF	±10%	GMD155B11H221KA01#
				270pF	±10%	GMD155B11H271KA01#
				330pF	±10%	GMD155B11H331KA01#
				390pF	±10%	GMD155B11H391KA01#
				470pF	±10%	GMD155B11H471KA01#
		560pF		±10%	GMD155B11H561KA01#	
		680pF		±10%	GMD155B11H681KA01#	
		820pF		±10%	GMD155B11H821KA01#	
		1000pF		±10%	GMD155B11H102KA01#	
		1200pF		±10%	GMD155B11H122KA01#	
		1500pF		±10%	GMD155B11H152KA01#	
		1800pF		±10%	GMD155B11H182KA01#	
		2200pF		±10%	GMD155B11H222KA01#	
		2700pF		±10%	GMD155B11H272KA01#	
		3300pF		±10%	GMD155B11H332KA01#	
		3900pF		±10%	GMD155B11H392KA01#	
		4700pF		±10%	GMD155B11H472KA01#	
		X7R		5600pF	±10%	GMD155R71E562KA01#
				6800pF	±10%	GMD155R71E682KA01#
				8200pF	±10%	GMD155R71E822KA01#
				10000pF	±10%	GMD155R71E103KA01#
				12000pF	±10%	GMD155R71E123KA01#
				15000pF	±10%	GMD155R71E153KA01#
				18000pF	±10%	GMD155R71E183KA01#
				22000pF	±10%	GMD155R71E223KA01#
				27000pF	±10%	GMD155R71E273KA11#
			33000pF	±10%	GMD155R71E333KA11#	
			39000pF	±10%	GMD155R71E393KA11#	
			47000pF	±10%	GMD155R71E473KA11#	
			R	5600pF	±10%	GMD155R11E562KA01#
				6800pF	±10%	GMD155R11E682KA01#
8200pF	±10%			GMD155R11E822KA01#		
10000pF	±10%			GMD155R11E103KA01#		
12000pF	±10%			GMD155R11E123KA01#		
15000pF	±10%			GMD155R11E153KA01#		
18000pF	±10%			GMD155R11E183KA01#		
22000pF	±10%			GMD155R11E223KA01#		
27000pF	±10%			GMD155R11E273KA11#		

T max.	Rated Voltage	TC Code	Cap.	Tol.	Part Number			
0.55mm	25Vdc	R	3300pF	±10%	GMD155R11E333KA11#			
			3900pF	±10%	GMD155R11E393KA11#			
			4700pF	±10%	GMD155R11E473KA11#			
			B	5600pF	±10%	GMD155B11E562KA01#		
				6800pF	±10%	GMD155B11E682KA01#		
				8200pF	±10%	GMD155B11E822KA01#		
				10000pF	±10%	GMD155B11E103KA01#		
				12000pF	±10%	GMD155B11E123KA01#		
				15000pF	±10%	GMD155B11E153KA01#		
		18000pF		±10%	GMD155B11E183KA01#			
		22000pF		±10%	GMD155B11E223KA01#			
		27000pF		±10%	GMD155B31E273KA11#			
		16Vdc	X7R	5600pF	±10%	GMD155R71C563KA11#		
				6800pF	±10%	GMD155R71C683KA11#		
				8200pF	±10%	GMD155R71C823KA11#		
				0.10μF	±10%	GMD155R71C104KA11#		
				R	56000pF	±10%	GMD155R11C563KA11#	
					68000pF	±10%	GMD155R11C683KA11#	
			82000pF		±10%	GMD155R11C823KA11#		
			0.10μF		±10%	GMD155R11C104KA11#		
			B		56000pF	±10%	GMD155B31C563KA11#	
					68000pF	±10%	GMD155B31C683KA11#	
				82000pF	±10%	GMD155B31C823KA11#		
				0.10μF	±10%	GMD155B31C104KA11#		
				10Vdc	X5R	0.12μF	±10%	GMD155R61A124KE12#
						0.15μF	±10%	GMD155R61A154KE12#
			0.18μF			±10%	GMD155R61A184KE12#	
			0.22μF			±10%	GMD155R61A224KE12#	
			0.27μF			±10%	GMD155R61A274KE11#	
			0.33μF			±10%	GMD155R61A334KE11#	
		B	0.39μF		±10%	GMD155R61A394KE11#		
			0.47μF		±10%	GMD155R61A474KE11#		
			0.12μF		±10%	GMD155B31A124KE12#		
			0.15μF		±10%	GMD155B31A154KE12#		
			0.18μF		±10%	GMD155B31A184KE12#		
			0.22μF		±10%	GMD155B31A224KE12#		
		0.27μF	±10%	GMD155B31A274KE11#				
		0.33μF	±10%	GMD155B31A334KE11#				
		0.39μF	±10%	GMD155B31A394KE11#				
		0.47μF	±10%	GMD155B31A474KE11#				

Part number # indicates the package specification code.

GRM Series
GJM Series
GMA Series
GMD Series
GQM Series
GRJ Series
GR3 Series
KRM Series
KR3 Series
LLA Series
LLL Series
LLM Series
LLR Series
⚠Caution/Notice

GRM Series
 GJM Series
 GMA Series
 GMD Series
GQM Series
 GRJ Series
 GR3 Series
 KRM Series
 KR3 Series
 LLA Series
 LLL Series
 LLM Series
 LLR Series
 ⚠Caution/
 Notice

High Frequency High Q Type 1608(in mm)/0603(in inch) Size Min.

GQM Series

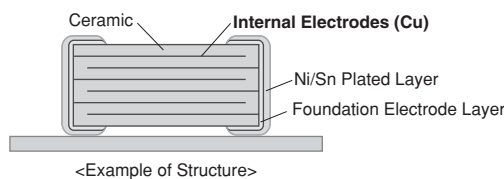


High Frequency Capacitor Ideal for PA Design of Base Stations

Features

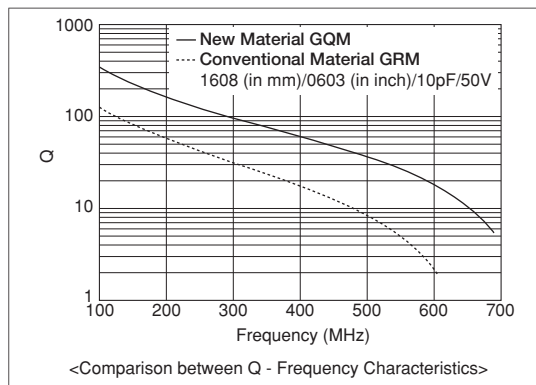
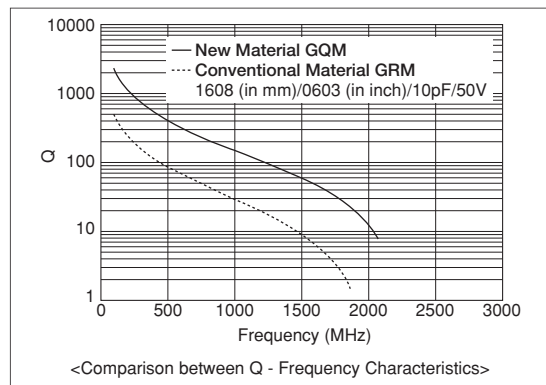
- 1 **Mainly ideal for base stations of mobile communication devices and temperature compensation of related modules.**

This product is ideal for temperature compensation of high frequency circuits, such as resonant circuits, tuning circuits, and impedance matching circuits where the operating characteristics of the device are greatly affected by the capacitance fluctuation.



- 2 **High Q and low ESR in VHF, UHF and microwave frequency bands.**

High Q and low ESR were achieved at a high frequency by adopting ceramic material as the dielectric material which enables an extremely low loss at high frequency, and base metal electrodes as the internal electrodes.



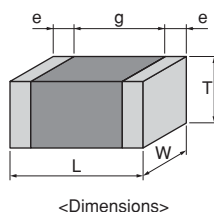
- 3 **Can be used for tight tolerance.**

In addition to standard tolerance, the allowable range of this product is also suitable for the following narrow tolerance.

Capacitance Range	Standard Capacitance Tolerance (Capacitance Tolerance Symbol)	Narrow Capacitance Tolerance (Capacitance Tolerance Symbol)
≤0.9pF	±0.1pF (B)	±0.05pF (W)
1.0 to 5.0pF	±0.25pF (C)	±0.05pF (W), ±0.1pF (B)
5.1 to 9.9pF	±0.5pF (D)	±0.05pF (W), ±0.1pF (B), ±0.25pF (C)
≥10pF	±5% (J)	±2% (G)

Specifications

Size	1.0×0.5mm to 2.8×2.8mm
Rated Voltage	DC50V to 500V
Capacitance	0.1pF to 200pF
Main Applications	Mobile phone base stations



This catalog contains only a portion of the product lineup.
 Please refer to the capacitor search tool on the Murata Web site for details.

GQM Series Temperature Compensating Type High Q Part Number List

■ 1.6×0.8mm

T max.	Rated Voltage	TC Code	Cap.	Tol.	Part Number
0.8mm	250Vdc	C0G	1.0pF	±0.1pF	GQM1875C2E1R0BB12#
				±0.25pF	GQM1875C2E1R0CB12#
			1.1pF	±0.1pF	GQM1875C2E1R1BB12#
				±0.25pF	GQM1875C2E1R1CB12#
			1.2pF	±0.1pF	GQM1875C2E1R2BB12#
				±0.25pF	GQM1875C2E1R2CB12#
			1.3pF	±0.1pF	GQM1875C2E1R3BB12#
				±0.25pF	GQM1875C2E1R3CB12#
			1.5pF	±0.1pF	GQM1875C2E1R5BB12#
				±0.25pF	GQM1875C2E1R5CB12#
			1.6pF	±0.1pF	GQM1875C2E1R6BB12#
				±0.25pF	GQM1875C2E1R6CB12#
			1.8pF	±0.1pF	GQM1875C2E1R8BB12#
				±0.25pF	GQM1875C2E1R8CB12#
			2.0pF	±0.1pF	GQM1875C2E2R0BB12#
				±0.25pF	GQM1875C2E2R0CB12#
			2.2pF	±0.1pF	GQM1875C2E2R2BB12#
				±0.25pF	GQM1875C2E2R2CB12#
			2.4pF	±0.1pF	GQM1875C2E2R4BB12#
				±0.25pF	GQM1875C2E2R4CB12#
			2.7pF	±0.1pF	GQM1875C2E2R7BB12#
				±0.25pF	GQM1875C2E2R7CB12#
			3.0pF	±0.1pF	GQM1875C2E3R0BB12#
				±0.25pF	GQM1875C2E3R0CB12#
			3.3pF	±0.1pF	GQM1875C2E3R3BB12#
				±0.25pF	GQM1875C2E3R3CB12#
			3.6pF	±0.1pF	GQM1875C2E3R6BB12#
				±0.25pF	GQM1875C2E3R6CB12#
			3.9pF	±0.1pF	GQM1875C2E3R9BB12#
				±0.25pF	GQM1875C2E3R9CB12#
			4.0pF	±0.1pF	GQM1875C2E4R0BB12#
				±0.25pF	GQM1875C2E4R0CB12#
			4.3pF	±0.1pF	GQM1875C2E4R3BB12#
				±0.25pF	GQM1875C2E4R3CB12#
			4.7pF	±0.1pF	GQM1875C2E4R7BB12#
				±0.25pF	GQM1875C2E4R7CB12#
			5.0pF	±0.1pF	GQM1875C2E5R0BB12#
				±0.25pF	GQM1875C2E5R0CB12#
			5.1pF	±0.25pF	GQM1875C2E5R1CB12#
				±0.5pF	GQM1875C2E5R1DB12#
			5.6pF	±0.25pF	GQM1875C2E5R6CB12#
				±0.5pF	GQM1875C2E5R6DB12#
			6.0pF	±0.25pF	GQM1875C2E6R0CB12#
				±0.5pF	GQM1875C2E6R0DB12#
			6.2pF	±0.25pF	GQM1875C2E6R2CB12#
				±0.5pF	GQM1875C2E6R2DB12#
			6.8pF	±0.25pF	GQM1875C2E6R8CB12#
				±0.5pF	GQM1875C2E6R8DB12#
			7.0pF	±0.25pF	GQM1875C2E7R0CB12#
				±0.5pF	GQM1875C2E7R0DB12#
			7.5pF	±0.25pF	GQM1875C2E7R5CB12#
				±0.5pF	GQM1875C2E7R5DB12#

T max.	Rated Voltage	TC Code	Cap.	Tol.	Part Number
0.8mm	250Vdc	C0G	8.0pF	±0.25pF	GQM1875C2E8R0CB12#
				±0.5pF	GQM1875C2E8R0DB12#
			8.2pF	±0.25pF	GQM1875C2E8R2CB12#
				±0.5pF	GQM1875C2E8R2DB12#
			9.0pF	±0.25pF	GQM1875C2E9R0CB12#
				±0.5pF	GQM1875C2E9R0DB12#
			9.1pF	±0.25pF	GQM1875C2E9R1CB12#
				±0.5pF	GQM1875C2E9R1DB12#
			10pF	±2%	GQM1875C2E100GB12#
				±5%	GQM1875C2E100JB12#
			11pF	±2%	GQM1875C2E110GB12#
				±5%	GQM1875C2E110JB12#
			12pF	±2%	GQM1875C2E120GB12#
				±5%	GQM1875C2E120JB12#
			13pF	±2%	GQM1875C2E130GB12#
				±5%	GQM1875C2E130JB12#
			15pF	±2%	GQM1875C2E150GB12#
				±5%	GQM1875C2E150JB12#
			16pF	±2%	GQM1875C2E160GB12#
				±5%	GQM1875C2E160JB12#
			18pF	±2%	GQM1875C2E180GB12#
				±5%	GQM1875C2E180JB12#
			20pF	±2%	GQM1875C2E200GB12#
				±5%	GQM1875C2E200JB12#
			22pF	±2%	GQM1875C2E220GB12#
				±5%	GQM1875C2E220JB12#
			24pF	±2%	GQM1875C2E240GB12#
				±5%	GQM1875C2E240JB12#
			27pF	±2%	GQM1875C2E270GB12#
				±5%	GQM1875C2E270JB12#
30pF	±2%	GQM1875C2E300GB12#			
	±5%	GQM1875C2E300JB12#			
33pF	±2%	GQM1875C2E330GB12#			
	±5%	GQM1875C2E330JB12#			
36pF	±2%	GQM1875C2E360GB12#			
	±5%	GQM1875C2E360JB12#			
39pF	±2%	GQM1875C2E390GB12#			
	±5%	GQM1875C2E390JB12#			
43pF	±2%	GQM1875C2E430GB12#			
	±5%	GQM1875C2E430JB12#			
47pF	±2%	GQM1875C2E470GB12#			
	±5%	GQM1875C2E470JB12#			
0.9mm	100Vdc	C0G	1.0pF	±0.1pF	GQM1885C2A1R0BB01#
				±0.25pF	GQM1885C2A1R0CB01#
			1.1pF	±0.1pF	GQM1885C2A1R1BB01#
				±0.25pF	GQM1885C2A1R1CB01#
			1.2pF	±0.1pF	GQM1885C2A1R2BB01#
				±0.25pF	GQM1885C2A1R2CB01#
			1.3pF	±0.1pF	GQM1885C2A1R3BB01#
				±0.25pF	GQM1885C2A1R3CB01#
			1.5pF	±0.1pF	GQM1885C2A1R5BB01#
				±0.25pF	GQM1885C2A1R5CB01#
			1.6pF	±0.1pF	GQM1885C2A1R6BB01#
				±0.25pF	GQM1885C2A1R6CB01#

Part number # indicates the package specification code.

GRM Series
 GJM Series
 GMA Series
 GMD Series
 GQM Series
 GRJ Series
 GR3 Series
 KRM Series
 KR3 Series
 LLA Series
 LLL Series
 LLM Series
 LLR Series
 ⚠Caution/ Notice

GQM Series Temperature Compensating Type High Q Part Number List

(→ ■ 1.6x0.8mm)

T max.	Rated Voltage	TC Code	Cap.	Tol.	Part Number
0.9mm	100Vdc	C0G	1.8pF	±0.1pF	GQM1885C2A1R8BB01#
				±0.25pF	GQM1885C2A1R8CB01#
			2.0pF	±0.1pF	GQM1885C2A2R0BB01#
				±0.25pF	GQM1885C2A2R0CB01#
			2.2pF	±0.1pF	GQM1885C2A2R2BB01#
				±0.25pF	GQM1885C2A2R2CB01#
			2.4pF	±0.1pF	GQM1885C2A2R4BB01#
				±0.25pF	GQM1885C2A2R4CB01#
			2.7pF	±0.1pF	GQM1885C2A2R7BB01#
				±0.25pF	GQM1885C2A2R7CB01#
			3.0pF	±0.1pF	GQM1885C2A3R0BB01#
				±0.25pF	GQM1885C2A3R0CB01#
			3.3pF	±0.1pF	GQM1885C2A3R3BB01#
				±0.25pF	GQM1885C2A3R3CB01#
			3.6pF	±0.1pF	GQM1885C2A3R6BB01#
				±0.25pF	GQM1885C2A3R6CB01#
			3.9pF	±0.1pF	GQM1885C2A3R9BB01#
				±0.25pF	GQM1885C2A3R9CB01#
			4.0pF	±0.1pF	GQM1885C2A4R0BB01#
				±0.25pF	GQM1885C2A4R0CB01#
			4.3pF	±0.1pF	GQM1885C2A4R3BB01#
				±0.25pF	GQM1885C2A4R3CB01#
			4.7pF	±0.1pF	GQM1885C2A4R7BB01#
				±0.25pF	GQM1885C2A4R7CB01#
			5.0pF	±0.1pF	GQM1885C2A5R0BB01#
				±0.25pF	GQM1885C2A5R0CB01#
			5.1pF	±0.25pF	GQM1885C2A5R1CB01#
				±0.5pF	GQM1885C2A5R1DB01#
			5.6pF	±0.25pF	GQM1885C2A5R6CB01#
				±0.5pF	GQM1885C2A5R6DB01#
			6.0pF	±0.25pF	GQM1885C2A6R0CB01#
				±0.5pF	GQM1885C2A6R0DB01#
			6.2pF	±0.25pF	GQM1885C2A6R2CB01#
				±0.5pF	GQM1885C2A6R2DB01#
			6.8pF	±0.25pF	GQM1885C2A6R8CB01#
				±0.5pF	GQM1885C2A6R8DB01#
		CK	1.0pF	±0.1pF	GQM1884C2A1R0BB01#
				±0.25pF	GQM1884C2A1R0CB01#
			1.1pF	±0.1pF	GQM1884C2A1R1BB01#
				±0.25pF	GQM1884C2A1R1CB01#
			1.2pF	±0.1pF	GQM1884C2A1R2BB01#
				±0.25pF	GQM1884C2A1R2CB01#
			1.3pF	±0.1pF	GQM1884C2A1R3BB01#
				±0.25pF	GQM1884C2A1R3CB01#
			1.5pF	±0.1pF	GQM1884C2A1R5BB01#
				±0.25pF	GQM1884C2A1R5CB01#
			1.6pF	±0.1pF	GQM1884C2A1R6BB01#
				±0.25pF	GQM1884C2A1R6CB01#
		1.8pF	±0.1pF	GQM1884C2A1R8BB01#	
			±0.25pF	GQM1884C2A1R8CB01#	
		2.0pF	±0.1pF	GQM1884C2A2R0BB01#	
			±0.25pF	GQM1884C2A2R0CB01#	
		CJ	2.2pF	±0.1pF	GQM1883C2A2R2BB01#
				±0.25pF	GQM1883C2A2R2CB01#

T max.	Rated Voltage	TC Code	Cap.	Tol.	Part Number		
0.9mm	100Vdc	CJ	2.4pF	±0.1pF	GQM1883C2A2R4BB01#		
				±0.25pF	GQM1883C2A2R4CB01#		
			2.7pF	±0.1pF	GQM1883C2A2R7BB01#		
				±0.25pF	GQM1883C2A2R7CB01#		
			3.0pF	±0.1pF	GQM1883C2A3R0BB01#		
				±0.25pF	GQM1883C2A3R0CB01#		
			3.3pF	±0.1pF	GQM1883C2A3R3BB01#		
				±0.25pF	GQM1883C2A3R3CB01#		
			3.6pF	±0.1pF	GQM1883C2A3R6BB01#		
				±0.25pF	GQM1883C2A3R6CB01#		
			3.9pF	±0.1pF	GQM1883C2A3R9BB01#		
				±0.25pF	GQM1883C2A3R9CB01#		
			CH	4.0pF	±0.1pF	GQM1882C2A4R0BB01#	
					±0.25pF	GQM1882C2A4R0CB01#	
				4.3pF	±0.1pF	GQM1882C2A4R3BB01#	
					±0.25pF	GQM1882C2A4R3CB01#	
				4.7pF	±0.1pF	GQM1882C2A4R7BB01#	
					±0.25pF	GQM1882C2A4R7CB01#	
				5.0pF	±0.1pF	GQM1882C2A5R0BB01#	
					±0.25pF	GQM1882C2A5R0CB01#	
				5.1pF	±0.25pF	GQM1882C2A5R1CB01#	
					±0.5pF	GQM1882C2A5R1DB01#	
				5.6pF	±0.25pF	GQM1882C2A5R6CB01#	
					±0.5pF	GQM1882C2A5R6DB01#	
			6.0pF	±0.25pF	GQM1882C2A6R0CB01#		
				±0.5pF	GQM1882C2A6R0DB01#		
			6.2pF	±0.25pF	GQM1882C2A6R2CB01#		
				±0.5pF	GQM1882C2A6R2DB01#		
			6.8pF	±0.25pF	GQM1882C2A6R8CB01#		
				±0.5pF	GQM1882C2A6R8DB01#		
			50Vdc	C0G	7.0pF	±0.25pF	GQM1885C1H7R0CB01#
						±0.5pF	GQM1885C1H7R0DB01#
					7.5pF	±0.25pF	GQM1885C1H7R5CB01#
						±0.5pF	GQM1885C1H7R5DB01#
					8.0pF	±0.25pF	GQM1885C1H8R0CB01#
						±0.5pF	GQM1885C1H8R0DB01#
		8.2pF			±0.25pF	GQM1885C1H8R2CB01#	
					±0.5pF	GQM1885C1H8R2DB01#	
		9.0pF			±0.25pF	GQM1885C1H9R0CB01#	
					±0.5pF	GQM1885C1H9R0DB01#	
		9.1pF			±0.25pF	GQM1885C1H9R1CB01#	
					±0.5pF	GQM1885C1H9R1DB01#	
		10pF	±2%	GQM1885C1H100GB01#			
			±5%	GQM1885C1H100JB01#			
		11pF	±2%	GQM1885C1H110GB01#			
			±5%	GQM1885C1H110JB01#			
		12pF	±2%	GQM1885C1H120GB01#			
			±5%	GQM1885C1H120JB01#			
13pF	±2%	GQM1885C1H130GB01#					
	±5%	GQM1885C1H130JB01#					
15pF	±2%	GQM1885C1H150GB01#					
	±5%	GQM1885C1H150JB01#					
16pF	±2%	GQM1885C1H160GB01#					
	±5%	GQM1885C1H160JB01#					

Part number # indicates the package specification code.

GQM Series Temperature Compensating Type High Q Part Number List

(→ ■ 1.6x0.8mm)

T max.	Rated Voltage	TC Code	Cap.	Tol.	Part Number
0.9mm	50Vdc	COG	18pF	±2%	GQM1885C1H180GB01#
				±5%	GQM1885C1H180JB01#
			20pF	±2%	GQM1885C1H200GB01#
				±5%	GQM1885C1H200JB01#
			22pF	±2%	GQM1885C1H220GB01#
				±5%	GQM1885C1H220JB01#
			24pF	±2%	GQM1885C1H240GB01#
				±5%	GQM1885C1H240JB01#
			27pF	±2%	GQM1885C1H270GB01#
				±5%	GQM1885C1H270JB01#
			30pF	±2%	GQM1885C1H300GB01#
				±5%	GQM1885C1H300JB01#
			33pF	±2%	GQM1885C1H330GB01#
				±5%	GQM1885C1H330JB01#
			36pF	±2%	GQM1885C1H360GB01#
				±5%	GQM1885C1H360JB01#
			39pF	±2%	GQM1885C1H390GB01#
				±5%	GQM1885C1H390JB01#
			43pF	±2%	GQM1885C1H430GB01#
				±5%	GQM1885C1H430JB01#
			47pF	±2%	GQM1885C1H470GB01#
				±5%	GQM1885C1H470JB01#
			51pF	±2%	GQM1885C1H510GB01#
				±5%	GQM1885C1H510JB01#
		56pF	±2%	GQM1885C1H560GB01#	
			±5%	GQM1885C1H560JB01#	
		62pF	±2%	GQM1885C1H620GB01#	
			±5%	GQM1885C1H620JB01#	
		68pF	±2%	GQM1885C1H680GB01#	
			±5%	GQM1885C1H680JB01#	
		75pF	±2%	GQM1885C1H750GB01#	
			±5%	GQM1885C1H750JB01#	
		82pF	±2%	GQM1885C1H820GB01#	
			±5%	GQM1885C1H820JB01#	
		91pF	±2%	GQM1885C1H910GB01#	
			±5%	GQM1885C1H910JB01#	
		100pF	±2%	GQM1885C1H101GB01#	
			±5%	GQM1885C1H101JB01#	
		CH	7.0pF	±0.25pF	GQM1882C1H7R0CB01#
				±0.5pF	GQM1882C1H7R0DB01#
			7.5pF	±0.25pF	GQM1882C1H7R5CB01#
				±0.5pF	GQM1882C1H7R5DB01#
			8.0pF	±0.25pF	GQM1882C1H8R0CB01#
				±0.5pF	GQM1882C1H8R0DB01#
			8.2pF	±0.25pF	GQM1882C1H8R2CB01#
				±0.5pF	GQM1882C1H8R2DB01#
			9.0pF	±0.25pF	GQM1882C1H9R0CB01#
				±0.5pF	GQM1882C1H9R0DB01#
9.1pF	±0.25pF		GQM1882C1H9R1CB01#		
	±0.5pF		GQM1882C1H9R1DB01#		
10pF	±2%	GQM1882C1H100GB01#			
	±5%	GQM1882C1H100JB01#			
11pF	±2%	GQM1882C1H110GB01#			
	±5%	GQM1882C1H110JB01#			

T max.	Rated Voltage	TC Code	Cap.	Tol.	Part Number
0.9mm	50Vdc	CH	12pF	±2%	GQM1882C1H120GB01#
				±5%	GQM1882C1H120JB01#
			13pF	±2%	GQM1882C1H130GB01#
				±5%	GQM1882C1H130JB01#
			15pF	±2%	GQM1882C1H150GB01#
				±5%	GQM1882C1H150JB01#
			16pF	±2%	GQM1882C1H160GB01#
				±5%	GQM1882C1H160JB01#
			18pF	±2%	GQM1882C1H180GB01#
				±5%	GQM1882C1H180JB01#
			20pF	±2%	GQM1882C1H200GB01#
				±5%	GQM1882C1H200JB01#
			22pF	±2%	GQM1882C1H220GB01#
				±5%	GQM1882C1H220JB01#
			24pF	±2%	GQM1882C1H240GB01#
				±5%	GQM1882C1H240JB01#
			27pF	±2%	GQM1882C1H270GB01#
				±5%	GQM1882C1H270JB01#
			30pF	±2%	GQM1882C1H300GB01#
				±5%	GQM1882C1H300JB01#
			33pF	±2%	GQM1882C1H330GB01#
				±5%	GQM1882C1H330JB01#
			36pF	±2%	GQM1882C1H360GB01#
				±5%	GQM1882C1H360JB01#
			39pF	±2%	GQM1882C1H390GB01#
				±5%	GQM1882C1H390JB01#
			43pF	±2%	GQM1882C1H430GB01#
				±5%	GQM1882C1H430JB01#
			47pF	±2%	GQM1882C1H470GB01#
				±5%	GQM1882C1H470JB01#
			51pF	±2%	GQM1882C1H510GB01#
				±5%	GQM1882C1H510JB01#
			56pF	±2%	GQM1882C1H560GB01#
				±5%	GQM1882C1H560JB01#
			62pF	±2%	GQM1882C1H620GB01#
				±5%	GQM1882C1H620JB01#
			68pF	±2%	GQM1882C1H680GB01#
				±5%	GQM1882C1H680JB01#
			75pF	±2%	GQM1882C1H750GB01#
				±5%	GQM1882C1H750JB01#
			82pF	±2%	GQM1882C1H820GB01#
				±5%	GQM1882C1H820JB01#
			91pF	±2%	GQM1882C1H910GB01#
				±5%	GQM1882C1H910JB01#
			100pF	±2%	GQM1882C1H101GB01#
				±5%	GQM1882C1H101JB01#

■ 2.0x1.25mm

T max.	Rated Voltage	TC Code	Cap.	Tol.	Part Number
0.95mm	100Vdc	COG	1.0pF	±0.1pF	GQM2195C2A1R0BB01#
				±0.25pF	GQM2195C2A1R0CB01#
			1.1pF	±0.1pF	GQM2195C2A1R1BB01#

Part number # indicates the package specification code.

GRM Series
GJM Series
GMA Series
GMD Series
GQM Series
GRJ Series
GR3 Series
KRM Series
KR3 Series
LLA Series
LLL Series
LLM Series
LLR Series
⚠Caution/Notice

GQM Series Temperature Compensating Type High Q Part Number List

(→ ■ 2.0x1.25mm)

T max.	Rated Voltage	TC Code	Cap.	Tol.	Part Number
0.95mm	100Vdc	C0G	1.1pF	±0.25pF	GQM2195C2A1R1CB01#
				±0.1pF	GQM2195C2A1R2BB01#
			1.2pF	±0.25pF	GQM2195C2A1R2CB01#
				±0.1pF	GQM2195C2A1R3BB01#
			1.3pF	±0.25pF	GQM2195C2A1R3CB01#
				±0.1pF	GQM2195C2A1R5BB01#
			1.5pF	±0.25pF	GQM2195C2A1R5CB01#
				±0.1pF	GQM2195C2A1R6BB01#
			1.6pF	±0.25pF	GQM2195C2A1R6CB01#
				±0.1pF	GQM2195C2A1R8BB01#
			1.8pF	±0.25pF	GQM2195C2A1R8CB01#
				±0.1pF	GQM2195C2A2R0BB01#
			2.0pF	±0.25pF	GQM2195C2A2R0CB01#
				±0.1pF	GQM2195C2A2R2BB01#
			2.2pF	±0.25pF	GQM2195C2A2R2CB01#
				±0.1pF	GQM2195C2A2R4BB01#
			2.4pF	±0.25pF	GQM2195C2A2R4CB01#
				±0.1pF	GQM2195C2A2R7BB01#
			2.7pF	±0.25pF	GQM2195C2A2R7CB01#
				±0.1pF	GQM2195C2A3R0BB01#
			3.0pF	±0.25pF	GQM2195C2A3R0CB01#
				±0.1pF	GQM2195C2A3R3BB01#
			3.3pF	±0.25pF	GQM2195C2A3R3CB01#
				±0.1pF	GQM2195C2A3R6BB01#
			3.6pF	±0.25pF	GQM2195C2A3R6CB01#
				±0.1pF	GQM2195C2A3R9BB01#
			3.9pF	±0.25pF	GQM2195C2A3R9CB01#
				±0.1pF	GQM2195C2A4R0BB01#
			4.0pF	±0.25pF	GQM2195C2A4R0CB01#
				±0.1pF	GQM2195C2A4R3BB01#
			4.3pF	±0.25pF	GQM2195C2A4R3CB01#
				±0.1pF	GQM2195C2A4R7BB01#
			4.7pF	±0.25pF	GQM2195C2A4R7CB01#
				±0.1pF	GQM2195C2A5R0BB01#
			5.0pF	±0.25pF	GQM2195C2A5R0CB01#
				±0.1pF	GQM2195C2A5R1CB01#
			5.1pF	±0.5pF	GQM2195C2A5R1DB01#
				±0.25pF	GQM2195C2A5R6CB01#
			5.6pF	±0.5pF	GQM2195C2A5R6DB01#
				±0.25pF	GQM2195C2A6R0CB01#
			6.0pF	±0.5pF	GQM2195C2A6R0DB01#
				±0.25pF	GQM2195C2A6R2CB01#
			6.2pF	±0.5pF	GQM2195C2A6R2DB01#
				±0.25pF	GQM2195C2A6R8CB01#
			6.8pF	±0.5pF	GQM2195C2A6R8DB01#
				±0.25pF	GQM2195C2A7R0CB01#
			7.0pF	±0.5pF	GQM2195C2A7R0DB01#
				±0.25pF	GQM2195C2A7R5CB01#
			7.5pF	±0.5pF	GQM2195C2A7R5DB01#
				±0.25pF	GQM2195C2A8R0CB01#
			8.0pF	±0.5pF	GQM2195C2A8R0DB01#
				±0.25pF	GQM2195C2A8R2CB01#
			8.2pF	±0.5pF	GQM2195C2A8R2DB01#
				±0.25pF	GQM2195C2A9R0CB01#

T max.	Rated Voltage	TC Code	Cap.	Tol.	Part Number
0.95mm	100Vdc	C0G	9.0pF	±0.5pF	GQM2195C2A9R0DB01#
				±0.25pF	GQM2195C2A9R1CB01#
			9.1pF	±0.5pF	GQM2195C2A9R1DB01#
				±2%	GQM2195C2A100GB01#
			10pF	±5%	GQM2195C2A100JB01#
				±2%	GQM2195C2A110GB01#
			11pF	±5%	GQM2195C2A110JB01#
				±2%	GQM2195C2A120GB01#
			12pF	±5%	GQM2195C2A120JB01#
				±2%	GQM2195C2A130GB01#
			13pF	±5%	GQM2195C2A130JB01#
				±2%	GQM2195C2A150GB01#
			15pF	±5%	GQM2195C2A150JB01#
				±2%	GQM2195C2A160GB01#
			16pF	±5%	GQM2195C2A160JB01#
				±2%	GQM2195C2A180GB01#
			18pF	±5%	GQM2195C2A180JB01#
				±0.1pF	GQM2194C2A1R0BB01#
			1.0pF	±0.25pF	GQM2194C2A1R0CB01#
				±0.1pF	GQM2194C2A1R1BB01#
			1.1pF	±0.25pF	GQM2194C2A1R1CB01#
				±0.1pF	GQM2194C2A1R2BB01#
			1.2pF	±0.25pF	GQM2194C2A1R2CB01#
				±0.1pF	GQM2194C2A1R3BB01#
			1.3pF	±0.25pF	GQM2194C2A1R3CB01#
				±0.1pF	GQM2194C2A1R5BB01#
			1.5pF	±0.25pF	GQM2194C2A1R5CB01#
				±0.1pF	GQM2194C2A1R6BB01#
			1.6pF	±0.25pF	GQM2194C2A1R6CB01#
				±0.1pF	GQM2194C2A1R8BB01#
			1.8pF	±0.25pF	GQM2194C2A1R8CB01#
				±0.1pF	GQM2194C2A2R0BB01#
			2.0pF	±0.25pF	GQM2194C2A2R0CB01#
				±0.1pF	GQM2193C2A2R2BB01#
			2.2pF	±0.25pF	GQM2193C2A2R2CB01#
				±0.1pF	GQM2193C2A2R4BB01#
		2.4pF	±0.25pF	GQM2193C2A2R4CB01#	
			±0.1pF	GQM2193C2A2R7BB01#	
		2.7pF	±0.25pF	GQM2193C2A2R7CB01#	
			±0.1pF	GQM2193C2A3R0BB01#	
		3.0pF	±0.25pF	GQM2193C2A3R0CB01#	
			±0.1pF	GQM2193C2A3R3BB01#	
		3.3pF	±0.25pF	GQM2193C2A3R3CB01#	
			±0.1pF	GQM2193C2A3R6BB01#	
		3.6pF	±0.25pF	GQM2193C2A3R6CB01#	
			±0.1pF	GQM2193C2A3R9BB01#	
		3.9pF	±0.25pF	GQM2193C2A3R9CB01#	
			±0.1pF	GQM2192C2A4R0BB01#	
		4.0pF	±0.25pF	GQM2192C2A4R0CB01#	
			±0.1pF	GQM2192C2A4R3BB01#	
		4.3pF	±0.25pF	GQM2192C2A4R3CB01#	
			±0.1pF	GQM2192C2A4R3BB01#	
		4.3pF	±0.25pF	GQM2192C2A4R3CB01#	
			±0.1pF	GQM2192C2A4R3CB01#	
4.7pF	±0.25pF	GQM2192C2A4R7BB01#			
	±0.1pF	GQM2192C2A4R7CB01#			
5.0pF	±0.1pF	GQM2192C2A5R0BB01#			
	±0.25pF	GQM2192C2A5R0CB01#			
4.0pF	±0.1pF	GQM2192C2A4R0BB01#			
	±0.25pF	GQM2192C2A4R0CB01#			
4.3pF	±0.1pF	GQM2192C2A4R3BB01#			
	±0.25pF	GQM2192C2A4R3CB01#			
4.7pF	±0.1pF	GQM2192C2A4R7BB01#			
	±0.25pF	GQM2192C2A4R7CB01#			
5.0pF	±0.1pF	GQM2192C2A5R0BB01#			

Part number # indicates the package specification code.

GQM Series Temperature Compensating Type High Q Part Number List

(→ ■ 2.0x1.25mm)

T max.	Rated Voltage	TC Code	Cap.	Tol.	Part Number
0.95mm	100Vdc	CH	5.0pF	±0.25pF	GQM2192C2A5R0CB01#
				±0.25pF	GQM2192C2A5R1CB01#
			5.1pF	±0.25pF	GQM2192C2A5R1CB01#
				±0.5pF	GQM2192C2A5R1DB01#
			5.6pF	±0.25pF	GQM2192C2A5R6CB01#
				±0.5pF	GQM2192C2A5R6DB01#
			6.0pF	±0.25pF	GQM2192C2A6R0CB01#
				±0.5pF	GQM2192C2A6R0DB01#
			6.2pF	±0.25pF	GQM2192C2A6R2CB01#
				±0.5pF	GQM2192C2A6R2DB01#
			6.8pF	±0.25pF	GQM2192C2A6R8CB01#
				±0.5pF	GQM2192C2A6R8DB01#
			7.0pF	±0.25pF	GQM2192C2A7R0CB01#
				±0.5pF	GQM2192C2A7R0DB01#
			7.5pF	±0.25pF	GQM2192C2A7R5CB01#
				±0.5pF	GQM2192C2A7R5DB01#
			8.0pF	±0.25pF	GQM2192C2A8R0CB01#
				±0.5pF	GQM2192C2A8R0DB01#
			8.2pF	±0.25pF	GQM2192C2A8R2CB01#
				±0.5pF	GQM2192C2A8R2DB01#
			9.0pF	±0.25pF	GQM2192C2A9R0CB01#
				±0.5pF	GQM2192C2A9R0DB01#
			9.1pF	±0.25pF	GQM2192C2A9R1CB01#
				±0.5pF	GQM2192C2A9R1DB01#
	10pF	±2%	GQM2192C2A100GB01#		
		±5%	GQM2192C2A100JB01#		
	11pF	±2%	GQM2192C2A110GB01#		
		±5%	GQM2192C2A110JB01#		
	12pF	±2%	GQM2192C2A120GB01#		
		±5%	GQM2192C2A120JB01#		
	13pF	±2%	GQM2192C2A130GB01#		
		±5%	GQM2192C2A130JB01#		
	15pF	±2%	GQM2192C2A150GB01#		
		±5%	GQM2192C2A150JB01#		
	16pF	±2%	GQM2192C2A160GB01#		
		±5%	GQM2192C2A160JB01#		
	18pF	±2%	GQM2192C2A180GB01#		
		±5%	GQM2192C2A180JB01#		
	50Vdc	COG	20pF	±2%	GQM2195C1H200GB01#
				±5%	GQM2195C1H200JB01#
			22pF	±2%	GQM2195C1H220GB01#
				±5%	GQM2195C1H220JB01#
			24pF	±2%	GQM2195C1H240GB01#
				±5%	GQM2195C1H240JB01#
			27pF	±2%	GQM2195C1H270GB01#
				±5%	GQM2195C1H270JB01#
			30pF	±2%	GQM2195C1H300GB01#
				±5%	GQM2195C1H300JB01#
33pF			±2%	GQM2195C1H330GB01#	
			±5%	GQM2195C1H330JB01#	
36pF	±2%	GQM2195C1H360GB01#			
	±5%	GQM2195C1H360JB01#			
39pF	±2%	GQM2195C1H390GB01#			
	±5%	GQM2195C1H390JB01#			
43pF	±2%	GQM2195C1H430GB01#			
	±5%	GQM2195C1H430JB01#			

T max.	Rated Voltage	TC Code	Cap.	Tol.	Part Number		
0.95mm	50Vdc	COG	43pF	±5%	GQM2195C1H430JB01#		
				±2%	GQM2195C1H470GB01#		
			47pF	±2%	GQM2195C1H470GB01#		
				±5%	GQM2195C1H470JB01#		
			51pF	±2%	GQM2195C1H510GB01#		
				±5%	GQM2195C1H510JB01#		
			56pF	±2%	GQM2195C1H560GB01#		
				±5%	GQM2195C1H560JB01#		
			62pF	±2%	GQM2195C1H620GB01#		
				±5%	GQM2195C1H620JB01#		
			68pF	±2%	GQM2195C1H680GB01#		
				±5%	GQM2195C1H680JB01#		
			75pF	±2%	GQM2195C1H750GB01#		
				±5%	GQM2195C1H750JB01#		
			82pF	±2%	GQM2195C1H820GB01#		
				±5%	GQM2195C1H820JB01#		
			91pF	±2%	GQM2195C1H910GB01#		
				±5%	GQM2195C1H910JB01#		
			100pF	±2%	GQM2195C1H101GB01#		
				±5%	GQM2195C1H101JB01#		
			CH	CH	20pF	±2%	GQM2192C1H200GB01#
						±5%	GQM2192C1H200JB01#
					22pF	±2%	GQM2192C1H220GB01#
						±5%	GQM2192C1H220JB01#
	24pF	±2%			GQM2192C1H240GB01#		
		±5%			GQM2192C1H240JB01#		
	27pF	±2%			GQM2192C1H270GB01#		
		±5%			GQM2192C1H270JB01#		
	30pF	±2%			GQM2192C1H300GB01#		
		±5%			GQM2192C1H300JB01#		
	33pF	±2%			GQM2192C1H330GB01#		
		±5%			GQM2192C1H330JB01#		
	36pF	±2%	GQM2192C1H360GB01#				
		±5%	GQM2192C1H360JB01#				
	39pF	±2%	GQM2192C1H390GB01#				
		±5%	GQM2192C1H390JB01#				
	43pF	±2%	GQM2192C1H430GB01#				
		±5%	GQM2192C1H430JB01#				
	47pF	±2%	GQM2192C1H470GB01#				
		±5%	GQM2192C1H470JB01#				
	51pF	±2%	GQM2192C1H510GB01#				
		±5%	GQM2192C1H510JB01#				
	56pF	±2%	GQM2192C1H560GB01#				
		±5%	GQM2192C1H560JB01#				
	62pF	±2%	GQM2192C1H620GB01#				
		±5%	GQM2192C1H620JB01#				
	68pF	±2%	GQM2192C1H680GB01#				
		±5%	GQM2192C1H680JB01#				
75pF	±2%	GQM2192C1H750GB01#					
	±5%	GQM2192C1H750JB01#					
82pF	±2%	GQM2192C1H820GB01#					
	±5%	GQM2192C1H820JB01#					
91pF	±2%	GQM2192C1H910GB01#					
	±5%	GQM2192C1H910JB01#					
100pF	±2%	GQM2192C1H101GB01#					

Part number # indicates the package specification code.

GRM Series
 GJM Series
 GMA Series
 GMD Series
 GQM Series
 GRJ Series
 GR3 Series
 KRM Series
 KR3 Series
 LLA Series
 LLL Series
 LLM Series
 LLR Series
 ⚠Caution/ Notice

GQM Series Temperature Compensating Type High Q Part Number List

(→ ■ 2.0x1.25mm)

T max.	Rated Voltage	TC Code	Cap.	Tol.	Part Number
0.95mm	50Vdc	CH	100pF	±5%	GQM2192C1H101JB01#
1.0mm	250Vdc	C0G	1.0pF	±0.1pF	GQM2195C2E1R0BB12#
				±0.25pF	GQM2195C2E1R0CB12#
			1.1pF	±0.1pF	GQM2195C2E1R1BB12#
				±0.25pF	GQM2195C2E1R1CB12#
			1.2pF	±0.1pF	GQM2195C2E1R2BB12#
				±0.25pF	GQM2195C2E1R2CB12#
			1.3pF	±0.1pF	GQM2195C2E1R3BB12#
				±0.25pF	GQM2195C2E1R3CB12#
			1.5pF	±0.1pF	GQM2195C2E1R5BB12#
				±0.25pF	GQM2195C2E1R5CB12#
			1.6pF	±0.1pF	GQM2195C2E1R6BB12#
				±0.25pF	GQM2195C2E1R6CB12#
			1.8pF	±0.1pF	GQM2195C2E1R8BB12#
				±0.25pF	GQM2195C2E1R8CB12#
			2.0pF	±0.1pF	GQM2195C2E2R0BB12#
				±0.25pF	GQM2195C2E2R0CB12#
			2.2pF	±0.1pF	GQM2195C2E2R2BB12#
				±0.25pF	GQM2195C2E2R2CB12#
			2.4pF	±0.1pF	GQM2195C2E2R4BB12#
				±0.25pF	GQM2195C2E2R4CB12#
			2.7pF	±0.1pF	GQM2195C2E2R7BB12#
				±0.25pF	GQM2195C2E2R7CB12#
			3.0pF	±0.1pF	GQM2195C2E3R0BB12#
				±0.25pF	GQM2195C2E3R0CB12#
			3.3pF	±0.1pF	GQM2195C2E3R3BB12#
				±0.25pF	GQM2195C2E3R3CB12#
			3.6pF	±0.1pF	GQM2195C2E3R6BB12#
				±0.25pF	GQM2195C2E3R6CB12#
			3.9pF	±0.1pF	GQM2195C2E3R9BB12#
				±0.25pF	GQM2195C2E3R9CB12#
			4.0pF	±0.1pF	GQM2195C2E4R0BB12#
				±0.25pF	GQM2195C2E4R0CB12#
			4.3pF	±0.1pF	GQM2195C2E4R3BB12#
				±0.25pF	GQM2195C2E4R3CB12#
			4.7pF	±0.1pF	GQM2195C2E4R7BB12#
				±0.25pF	GQM2195C2E4R7CB12#
			5.0pF	±0.1pF	GQM2195C2E5R0BB12#
				±0.25pF	GQM2195C2E5R0CB12#
			5.1pF	±0.25pF	GQM2195C2E5R1CB12#
				±0.5pF	GQM2195C2E5R1DB12#
			5.6pF	±0.25pF	GQM2195C2E5R6CB12#
				±0.5pF	GQM2195C2E5R6DB12#
			6.0pF	±0.25pF	GQM2195C2E6R0CB12#
				±0.5pF	GQM2195C2E6R0DB12#
			6.2pF	±0.25pF	GQM2195C2E6R2CB12#
				±0.5pF	GQM2195C2E6R2DB12#
			6.8pF	±0.25pF	GQM2195C2E6R8CB12#
				±0.5pF	GQM2195C2E6R8DB12#
7.0pF	±0.25pF	GQM2195C2E7R0CB12#			
	±0.5pF	GQM2195C2E7R0DB12#			
7.5pF	±0.25pF	GQM2195C2E7R5CB12#			
	±0.5pF	GQM2195C2E7R5DB12#			
8.0pF	±0.25pF	GQM2195C2E8R0CB12#			

T max.	Rated Voltage	TC Code	Cap.	Tol.	Part Number
1.0mm	250Vdc	C0G	8.0pF	±0.5pF	GQM2195C2E8R0DB12#
			8.2pF	±0.25pF	GQM2195C2E8R2CB12#
				±0.5pF	GQM2195C2E8R2DB12#
			9.0pF	±0.25pF	GQM2195C2E9R0CB12#
				±0.5pF	GQM2195C2E9R0DB12#
			9.1pF	±0.25pF	GQM2195C2E9R1CB12#
				±0.5pF	GQM2195C2E9R1DB12#
			10pF	±2%	GQM2195C2E100GB12#
				±5%	GQM2195C2E100JB12#
			11pF	±2%	GQM2195C2E110GB12#
				±5%	GQM2195C2E110JB12#
			12pF	±2%	GQM2195C2E120GB12#
				±5%	GQM2195C2E120JB12#
			13pF	±2%	GQM2195C2E130GB12#
				±5%	GQM2195C2E130JB12#
			15pF	±2%	GQM2195C2E150GB12#
				±5%	GQM2195C2E150JB12#
			16pF	±2%	GQM2195C2E160GB12#
				±5%	GQM2195C2E160JB12#
			18pF	±2%	GQM2195C2E180GB12#
				±5%	GQM2195C2E180JB12#
			20pF	±2%	GQM2195C2E200GB12#
				±5%	GQM2195C2E200JB12#
			22pF	±2%	GQM2195C2E220GB12#
±5%	GQM2195C2E220JB12#				
24pF	±2%	GQM2195C2E240GB12#			
	±5%	GQM2195C2E240JB12#			
27pF	±2%	GQM2195C2E270GB12#			
	±5%	GQM2195C2E270JB12#			
30pF	±2%	GQM2195C2E300GB12#			
	±5%	GQM2195C2E300JB12#			
33pF	±2%	GQM2195C2E330GB12#			
	±5%	GQM2195C2E330JB12#			
36pF	±2%	GQM2195C2E360GB12#			
	±5%	GQM2195C2E360JB12#			
39pF	±2%	GQM2195C2E390GB12#			
	±5%	GQM2195C2E390JB12#			
43pF	±2%	GQM2195C2E430GB12#			
	±5%	GQM2195C2E430JB12#			
47pF	±2%	GQM2195C2E470GB12#			
	±5%	GQM2195C2E470JB12#			
51pF	±2%	GQM2195C2E510GB12#			
	±5%	GQM2195C2E510JB12#			
56pF	±2%	GQM2195C2E560GB12#			
	±5%	GQM2195C2E560JB12#			
62pF	±2%	GQM2195C2E620GB12#			
	±5%	GQM2195C2E620JB12#			
68pF	±2%	GQM2195C2E680GB12#			
	±5%	GQM2195C2E680JB12#			
75pF	±2%	GQM2195C2E750GB12#			
	±5%	GQM2195C2E750JB12#			
82pF	±2%	GQM2195C2E820GB12#			
	±5%	GQM2195C2E820JB12#			
91pF	±2%	GQM2195C2E910GB12#			

Part number # indicates the package specification code.

GRM Series
 GJM Series
 GMA Series
 GMD Series
GQM Series
 GRJ Series
 GR3 Series
 KRM Series
 KR3 Series
 LLA Series
 LLL Series
 LLM Series
 LLR Series
 ⚠Caution/
 Notice

GQM Series Temperature Compensating Type High Q Part Number List

(→ ■ 2.0x1.25mm)

T max.	Rated Voltage	TC Code	Cap.	Tol.	Part Number
1.0mm	250Vdc	C0G	91pF	±5%	GQM2195C2E910JB12#
				±2%	GQM2195C2E101GB12#
				±5%	GQM2195C2E101JB12#

■ 2.8x2.8mm

T max.	Rated Voltage	TC Code	Cap.	Tol.	Part Number
1.35mm	500Vdc	C0G	1.0pF	±0.1pF	GQM22M5C2H1R0BB01#
				±0.25pF	GQM22M5C2H1R0CB01#
			1.1pF	±0.1pF	GQM22M5C2H1R1BB01#
				±0.25pF	GQM22M5C2H1R1CB01#
			1.2pF	±0.1pF	GQM22M5C2H1R2BB01#
				±0.25pF	GQM22M5C2H1R2CB01#
			1.3pF	±0.1pF	GQM22M5C2H1R3BB01#
				±0.25pF	GQM22M5C2H1R3CB01#
			1.5pF	±0.1pF	GQM22M5C2H1R5BB01#
				±0.25pF	GQM22M5C2H1R5CB01#
			1.6pF	±0.1pF	GQM22M5C2H1R6BB01#
				±0.25pF	GQM22M5C2H1R6CB01#
			1.8pF	±0.1pF	GQM22M5C2H1R8BB01#
				±0.25pF	GQM22M5C2H1R8CB01#
			2.0pF	±0.1pF	GQM22M5C2H2R0BB01#
				±0.25pF	GQM22M5C2H2R0CB01#
			2.2pF	±0.1pF	GQM22M5C2H2R2BB01#
				±0.25pF	GQM22M5C2H2R2CB01#
			2.4pF	±0.1pF	GQM22M5C2H2R4BB01#
				±0.25pF	GQM22M5C2H2R4CB01#
			2.7pF	±0.1pF	GQM22M5C2H2R7BB01#
				±0.25pF	GQM22M5C2H2R7CB01#
			3.0pF	±0.1pF	GQM22M5C2H3R0BB01#
				±0.25pF	GQM22M5C2H3R0CB01#
			3.3pF	±0.1pF	GQM22M5C2H3R3BB01#
				±0.25pF	GQM22M5C2H3R3CB01#
			3.6pF	±0.1pF	GQM22M5C2H3R6BB01#
				±0.25pF	GQM22M5C2H3R6CB01#
			3.9pF	±0.1pF	GQM22M5C2H3R9BB01#
				±0.25pF	GQM22M5C2H3R9CB01#
			4.0pF	±0.1pF	GQM22M5C2H4R0BB01#
				±0.25pF	GQM22M5C2H4R0CB01#
			4.3pF	±0.1pF	GQM22M5C2H4R3BB01#
				±0.25pF	GQM22M5C2H4R3CB01#
			4.7pF	±0.1pF	GQM22M5C2H4R7BB01#
				±0.25pF	GQM22M5C2H4R7CB01#
			5.0pF	±0.1pF	GQM22M5C2H5R0BB01#
				±0.25pF	GQM22M5C2H5R0CB01#
			5.1pF	±0.25pF	GQM22M5C2H5R1CB01#
				±0.5pF	GQM22M5C2H5R1DB01#
			5.6pF	±0.25pF	GQM22M5C2H5R6CB01#
				±0.5pF	GQM22M5C2H5R6DB01#
			6.0pF	±0.25pF	GQM22M5C2H6R0CB01#
				±0.5pF	GQM22M5C2H6R0DB01#
			6.2pF	±0.25pF	GQM22M5C2H6R2CB01#
				±0.5pF	GQM22M5C2H6R2DB01#

T max.	Rated Voltage	TC Code	Cap.	Tol.	Part Number
1.35mm	500Vdc	C0G	6.8pF	±0.25pF	GQM22M5C2H6R8CB01#
				±0.5pF	GQM22M5C2H6R8DB01#
			7.0pF	±0.25pF	GQM22M5C2H7R0CB01#
				±0.5pF	GQM22M5C2H7R0DB01#
			7.5pF	±0.25pF	GQM22M5C2H7R5CB01#
				±0.5pF	GQM22M5C2H7R5DB01#
			8.0pF	±0.25pF	GQM22M5C2H8R0CB01#
				±0.5pF	GQM22M5C2H8R0DB01#
			8.2pF	±0.25pF	GQM22M5C2H8R2CB01#
				±0.5pF	GQM22M5C2H8R2DB01#
			9.0pF	±0.25pF	GQM22M5C2H9R0CB01#
				±0.5pF	GQM22M5C2H9R0DB01#
			9.1pF	±0.25pF	GQM22M5C2H9R1CB01#
				±0.5pF	GQM22M5C2H9R1DB01#
			10pF	±2%	GQM22M5C2H100GB01#
				±5%	GQM22M5C2H100JB01#
			11pF	±2%	GQM22M5C2H110GB01#
				±5%	GQM22M5C2H110JB01#
			12pF	±2%	GQM22M5C2H120GB01#
				±5%	GQM22M5C2H120JB01#
			13pF	±2%	GQM22M5C2H130GB01#
				±5%	GQM22M5C2H130JB01#
			15pF	±2%	GQM22M5C2H150GB01#
				±5%	GQM22M5C2H150JB01#
			16pF	±2%	GQM22M5C2H160GB01#
				±5%	GQM22M5C2H160JB01#
			18pF	±2%	GQM22M5C2H180GB01#
				±5%	GQM22M5C2H180JB01#
			20pF	±2%	GQM22M5C2H200GB01#
				±5%	GQM22M5C2H200JB01#
			22pF	±2%	GQM22M5C2H220GB01#
				±5%	GQM22M5C2H220JB01#
			24pF	±2%	GQM22M5C2H240GB01#
				±5%	GQM22M5C2H240JB01#
			27pF	±2%	GQM22M5C2H270GB01#
				±5%	GQM22M5C2H270JB01#
30pF	±2%	GQM22M5C2H300GB01#			
	±5%	GQM22M5C2H300JB01#			
33pF	±2%	GQM22M5C2H330GB01#			
	±5%	GQM22M5C2H330JB01#			
36pF	±2%	GQM22M5C2H360GB01#			
	±5%	GQM22M5C2H360JB01#			
39pF	±2%	GQM22M5C2H390GB01#			
	±5%	GQM22M5C2H390JB01#			
43pF	±2%	GQM22M5C2H430GB01#			
	±5%	GQM22M5C2H430JB01#			
47pF	±2%	GQM22M5C2H470GB01#			
	±5%	GQM22M5C2H470JB01#			
51pF	±2%	GQM22M5C2H510GB01#			
	±5%	GQM22M5C2H510JB01#			
56pF	±2%	GQM22M5C2H560GB01#			
	±5%	GQM22M5C2H560JB01#			
62pF	±2%	GQM22M5C2H620GB01#			
	±5%	GQM22M5C2H620JB01#			

Part number # indicates the package specification code.

GRM Series
 GJM Series
 GMA Series
 GMD Series
 GQM Series
 GRJ Series
 GR3 Series
 KRM Series
 KR3 Series
 LLA Series
 LLL Series
 LLM Series
 LLR Series
 ⚠Caution/ Notice

GQM Series Temperature Compensating Type High Q Part Number List

(→ ■ 2.8x2.8mm)

T max.	Rated Voltage	TC Code	Cap.	Tol.	Part Number	
1.35mm	500Vdc	C0G	68pF	±2%	GQM22M5C2H680GB01#	
				±5%	GQM22M5C2H680JB01#	
			75pF	±2%	GQM22M5C2H750GB01#	
				±5%	GQM22M5C2H750JB01#	
			82pF	±2%	GQM22M5C2H820GB01#	
				±5%	GQM22M5C2H820JB01#	
			91pF	±2%	GQM22M5C2H910GB01#	
				±5%	GQM22M5C2H910JB01#	
			100pF	±2%	GQM22M5C2H101GB01#	
				±5%	GQM22M5C2H101JB01#	

GRM Series

GJM Series

GMA Series

GMD Series

GQM Series

GRJ Series

GR3 Series

KRM Series

KR3 Series

LLA Series

LLL Series

LLM Series

LLR Series

⚠Caution/
Notice

Part number # indicates the package specification code.

Resin External Electrode Type

GRJ Series



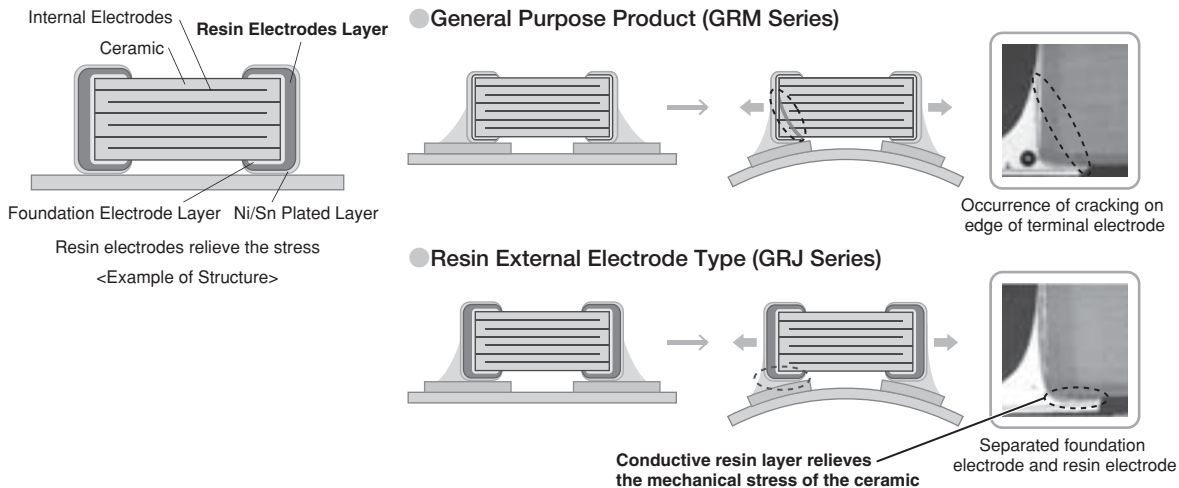
Deflecting crack

The resin external electrodes prevent the occurrence of cracking caused by deflection stress after board mounting!

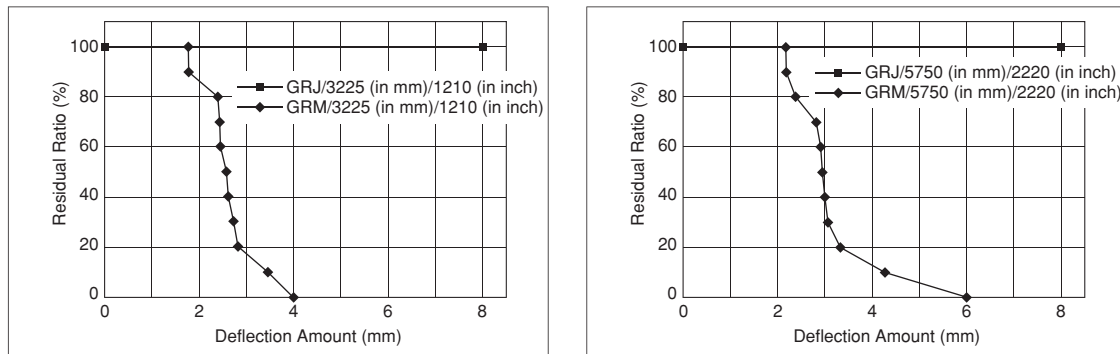
Features

1 The resin external electrodes suppress cracks by board deflection.

Cracking of the ceramic element is suppressed by the resin of the external electrodes, which releases the stress.



2 Suppresses the occurrence of cracking caused by deflection stress at the time of board mounting, etc.

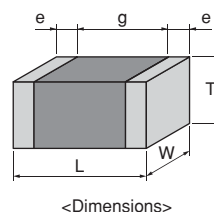


Due to the specification of the measuring instrument, measurements can be performed up to 8mm.

3 Ideal for consumer and industrial electronic equipment, etc. where there heat stress, vibration and impact are applied.

Specifications

Size	2.0×1.25mm to 5.7×5.0mm
Rated Voltage	DC6.3V to 1kV
Capacitance	470pF to 47μF
Main Applications	Consumer & Industrial Electronic Equipment



This catalog contains only a portion of the product lineup.
 Please refer to the capacitor search tool on the Murata Web site for details.

GRJ Series High Dielectric Constant Type Part Number List

■ 2.0x1.25mm

T max.	Rated Voltage	TC Code	Cap.	Tol.	Part Number
1.0mm	250Vdc	X7R	1000pF	±10%	GRJ21AR72E102KWJ1#
			1500pF	±10%	GRJ21AR72E152KWJ1#
			2200pF	±10%	GRJ21AR72E222KWJ1#
			3300pF	±10%	GRJ21AR72E332KWJ1#
			4700pF	±10%	GRJ21AR72E472KWJ1#
			6800pF	±10%	GRJ21AR72E682KWJ1#
1.45mm	250Vdc	X7R	10000pF	±10%	GRJ21BR72E103KWJ3#
			15000pF	±10%	GRJ21BR72E153KWJ3#
			22000pF	±10%	GRJ21BR72E223KWJ3#

■ 3.2x1.6mm

T max.	Rated Voltage	TC Code	Cap.	Tol.	Part Number		
1.25mm	1000Vdc	X7R	470pF	±10%	GRJ31BR73A471KWJ1#		
			680pF	±10%	GRJ31BR73A681KWJ1#		
			1000pF	±10%	GRJ31BR73A102KWJ1#		
			1500pF	±10%	GRJ31BR73A152KWJ1#		
			2200pF	±10%	GRJ31BR73A222KWJ1#		
			3300pF	±10%	GRJ31BR73A332KWJ1#		
			4700pF	±10%	GRJ31BR73A472KWJ1#		
			630Vdc	X7R	1000pF	±10%	GRJ31BR72J102KWJ1#
					1500pF	±10%	GRJ31BR72J152KWJ1#
	2200pF	±10%			GRJ31BR72J222KWJ1#		
	3300pF	±10%			GRJ31BR72J332KWJ1#		
	4700pF	±10%			GRJ31BR72J472KWJ1#		
	6800pF	±10%			GRJ31BR72J682KWJ1#		
	250Vdc	X7R	10000pF	±10%	GRJ31BR72E153KWJ1#		
			22000pF	±10%	GRJ31BR72E223KWJ1#		
68000pF			±10%	GRJ31BR72E683KWJ1#			
1.8mm			1000Vdc	X7R	6800pF	±10%	GRJ31CR73A682KWJ3#
					10000pF	±10%	GRJ31CR73A103KWJ3#
					630Vdc	X7R	15000pF
22000pF	±10%	GRJ31CR72J223KWJ3#					
250Vdc	X7R	33000pF	±10%	GRJ31CR72E333KWJ3#			
		47000pF	±10%	GRJ31CR72E473KWJ3#			
		0.10μF	±10%	GRJ31CR72E104KWJ3#			

■ 3.2x2.5mm

T max.	Rated Voltage	TC Code	Cap.	Tol.	Part Number		
1.5mm	1000Vdc	X7R	6800pF	±10%	GRJ32QR73A682KWJ1#		
			10000pF	±10%	GRJ32QR73A103KWJ1#		
	630Vdc	X7R	22000pF	±10%	GRJ32QR72J223KWJ1#		
			250Vdc	X7R	68000pF	±10%	GRJ32QR72E683KWJ1#
					0.15μF	±10%	GRJ32QR72E154KWJ1#
2.0mm	1000Vdc	X7R	15000pF	±10%	GRJ32DR73A153KWJ1#		
			22000pF	±10%	GRJ32DR73A223KWJ1#		
	630Vdc	X7R	33000pF	±10%	GRJ32DR72J333KWJ1#		
			47000pF	±10%	GRJ32DR72J473KWJ1#		

T max.	Rated Voltage	TC Code	Cap.	Tol.	Part Number		
2.0mm	250Vdc	X7R	0.10μF	±10%	GRJ32DR72E104KWJ1#		
			0.22μF	±10%	GRJ32DR72E224KWJ1#		
2.3mm	100Vdc	X7R	2.2μF	±10%	GRJ32DR72A225KE11#		
				±20%	GRJ32DR72A225ME11#		
2.8mm	50Vdc	X7R	4.7μF	±10%	GRJ32ER71H475KE11#		
				±20%	GRJ32ER71H475ME11#		
				X7S	10μF	±10%	GRJ32EC71H106KE11#
						±20%	GRJ32EC71H106ME11#
				25Vdc	X7R	10μF	±10%
	±20%	GRJ32ER71E106ME11#					
	16Vdc	X7R	22μF				±10%
				±20%	GRJ32ER71C226ME11#		
	10Vdc	X7R	22μF	±10%	GRJ32ER71A226KE11#		
				±20%	GRJ32ER71A226ME11#		
6.3Vdc	X7R	47μF	±10%	GRJ32ER70J476KE11#			
			±20%	GRJ32ER70J476ME11#			

■ 4.5x3.2mm

T max.	Rated Voltage	TC Code	Cap.	Tol.	Part Number
1.5mm	630Vdc	X7R	68000pF	±10%	GRJ43QR72J683KWJ1#
	250Vdc	X7R	0.15μF	±10%	GRJ43QR72E154KWJ1#
2.0mm	1000Vdc	X7R	33000pF	±10%	GRJ43DR73A333KWJ1#
			47000pF	±10%	GRJ43DR73A473KWJ1#
	630Vdc	X7R	0.10μF	±10%	GRJ43DR72J104KWJ1#
				250Vdc	X7R
			0.33μF	±10%	
			0.47μF	±10%	GRJ43DR72E474KWJ1#

■ 5.7x5.0mm

T max.	Rated Voltage	TC Code	Cap.	Tol.	Part Number
2.0mm	1000Vdc	X7R	68000pF	±10%	GRJ55DR73A683KWJ1#
			0.10μF	±10%	GRJ55DR73A104KWJ1#
	630Vdc	X7R	0.15μF	±10%	GRJ55DR72J154KWJ1#
			0.22μF	±10%	GRJ55DR72J224KWJ1#
	250Vdc	X7R	0.33μF	±10%	GRJ55DR72E334KWJ1#
				0.47μF	±10%
			0.68μF	±10%	GRJ55DR72E684KWJ1#
				1.0μF	±10%

Part number # indicates the package specification code.

GRM Series
 GJM Series
 GMA Series
 GMD Series
 GQM Series
 GRJ Series
 GR3 Series
 KRM Series
 KR3 Series
 LLA Series
 LLL Series
 LLM Series
 LLR Series
 ⚠Caution/
 Notice

High Effective Capacitance & High Allowable Ripple Current

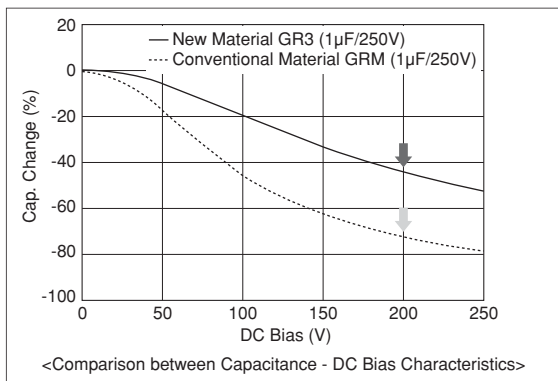
GR3 Series  **Anti-noise**

This is a general purpose high ripple resistance product excellent in DC bias characteristics.

Features

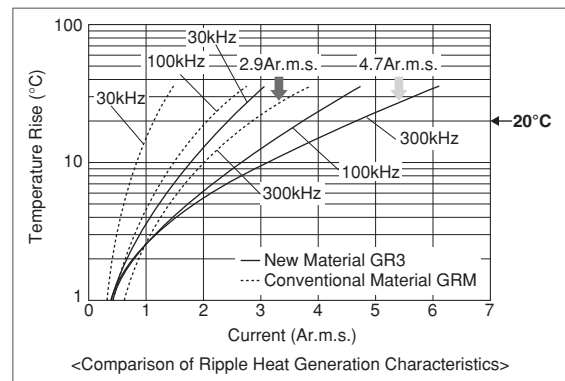
- ① When a DC bias is applied, a capacitance higher than conventional products (X7R characteristics) can be acquired.

About twice the capacitance can be secured when DC200V is applied.



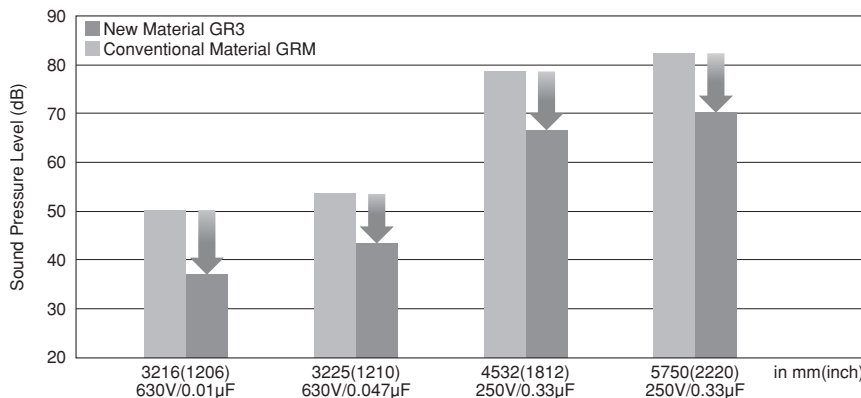
- ② Improved ripple resistance performance compared to conventional products (X7R characteristics).

In the case of a product with a capacitance of 1µF, when the exothermic temperature reaches 20°C at frequency f=300kHz, the amount of resistance of a product with conventional material is 2.9Ar.m.s.; however, the new material is 4.7Ar.m.s..



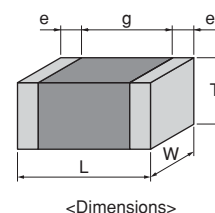
- ③ This product has a noise reduction effect.

Since dielectric materials which enable a reduction of noise are used, this product is more effective for reducing noise compared to the general purpose GRM series.



Specifications

Size	2.0x1.25mm to 5.7x5.0mm
Rated Voltage	DC250V to 630V
Capacitance	0.01µF to 1.0µF
Main Applications	For PFC (Power Factor Correction) Circuits of Power Supplies, EMI Suppression and Smoothing Circuits



This catalog contains only a portion of the product lineup. Please refer to the capacitor search tool on the Murata Web site for details.

GRM Series
GJM Series
GMA Series
GMD Series
GQM Series
GRJ Series
GR3 Series
KRM Series
KR3 Series
LLA Series
LLL Series
LLM Series
LLR Series
⚠Caution/Notice

GRM Series
 GJM Series
 GMA Series
 GMD Series
 GQM Series
 GRJ Series
 GR3 Series
 KRM Series
 KR3 Series
 LLA Series
 LLL Series
 LLM Series
 LLR Series
 ⚠Caution/
 Notice

GR3 Series High Dielectric Constant Type Anti-noise Part Number List

■ 2.0×1.25mm

T max.	Rated Voltage	TC Code	Cap.	Tol.	Part Number
1.0mm	250Vdc	X7T	10000pF	±10%	GR321AD72E103KW01#
			15000pF	±10%	GR321AD72E153KW01#
1.45mm	250Vdc	X7T	22000pF	±10%	GR321BD72E223KW03#

■ 3.2×1.6mm

T max.	Rated Voltage	TC Code	Cap.	Tol.	Part Number
1.0mm	450Vdc	X7T	10000pF	±10%	GR331AD72W103KW01#
			15000pF	±10%	GR331AD72W153KW01#
	250Vdc	X7T	33000pF	±10%	GR331AD72E333KW01#
1.25mm	630Vdc	X7T	10000pF	±10%	GR331BD72J103KW01#
			22000pF	±10%	GR331BD72W223KW01#
	250Vdc	X7T	33000pF	±10%	GR331BD72W333KW01#
			47000pF	±10%	GR331BD72E473KW01#
1.8mm	630Vdc	X7T	15000pF	±10%	GR331CD72J153KW03#
			47000pF	±10%	GR331CD72W473KW03#
	250Vdc	X7T	68000pF	±10%	GR331CD72E683KW03#

■ 3.2×2.5mm

T max.	Rated Voltage	TC Code	Cap.	Tol.	Part Number
1.5mm	630Vdc	X7T	22000pF	±10%	GR332QD72J223KW01#
			0.10μF	±10%	GR332QD72E104KW01#
2.0mm	630Vdc	X7T	33000pF	±10%	GR332DD72J333KW01#
			47000pF	±10%	GR332DD72J473KW01#
	450Vdc	X7T	68000pF	±10%	GR332DD72W683KW01#
			0.10μF	±10%	GR332DD72W104KW01#
	250Vdc	X7T	0.15μF	±10%	GR332DD72E154KW01#

■ 4.5×3.2mm

T max.	Rated Voltage	TC Code	Cap.	Tol.	Part Number
1.5mm	250Vdc	X7T	0.22μF	±10%	GR343QD72E224KW01#
2.0mm	630Vdc	X7T	68000pF	±10%	GR343DD72J683KW01#
			0.15μF	±10%	GR343DD72W154KW01#
	250Vdc	X7T	0.33μF	±10%	GR343DD72E334KW01#

■ 5.7×5.0mm

T max.	Rated Voltage	TC Code	Cap.	Tol.	Part Number
2.0mm	630Vdc	X7T	0.10μF	±10%	GR355DD72J104KW01#
			0.15μF	±10%	GR355DD72J154KW01#
	450Vdc	X7T	0.22μF	±10%	GR355DD72W224KW01#
			0.33μF	±10%	GR355DD72W334KW01#
			0.47μF	±10%	GR355DD72W474KW01#
	250Vdc	X7T	0.47μF	±10%	GR355DD72E474KW01#
0.68μF			±10%	GR355DD72E684KW01#	
2.7mm	630Vdc	X7T	0.22μF	±10%	GR355XD72J224KW05#

T max.	Rated Voltage	TC Code	Cap.	Tol.	Part Number
2.7mm	630Vdc	X7T	0.27μF	±10%	GR355XD72J274KW05#
	450Vdc	X7T	0.56μF	±10%	GR355XD72W564KW05#
	250Vdc	X7T	1.0μF	±10%	GR355XD72E105KW05#

Part number # indicates the package specification code.

Metal Terminal Type For General Purpose

KRM Series



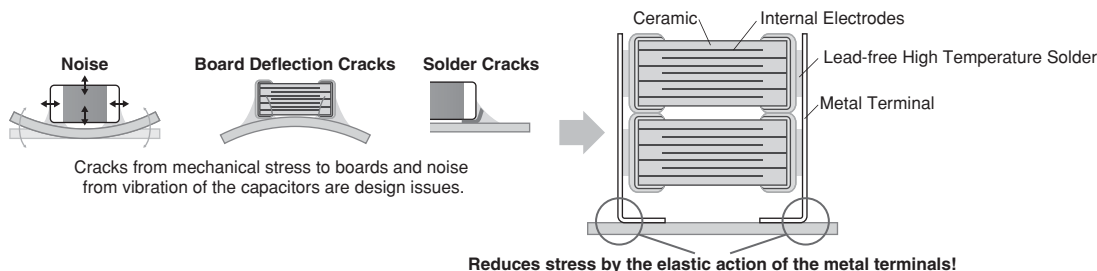
Anti-noise **Deflecting crack** **Soldering crack**

Bonding the metal terminals to external electrodes solves design issues by mounting large size MLCC!

Features

① Bond metal terminals to the external electrodes of chips.

The stress applied to the chip is relieved by the elastic action of the metal terminal.

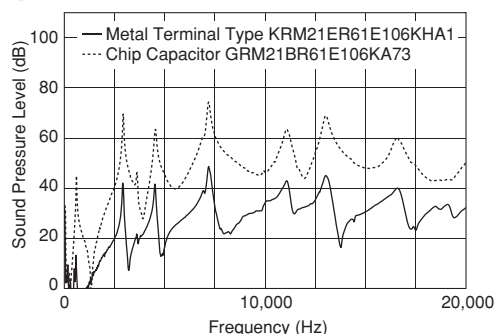


② Substantially reduces noise, board deflection cracks and soldering cracks.

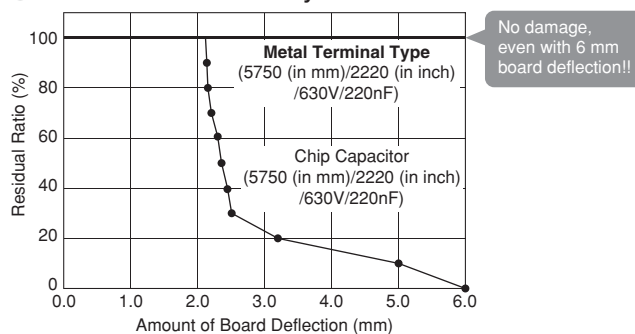
This product is not damaged even with a board deflection of 6 mm.

Solder cracks do not occur even with 2,000 cycles of heat stress.

● Acoustic Noise is Reduced with Metal Terminals



● Reduces Stress Caused by Board Deflection



● Suppresses Solder Cracks Caused by Heat Stress

Chip Size	Chip Only (5750 (in mm)/2220 (in inch) size)	Metal Terminal Type (5750 (in mm)/2220 (in inch) size)
1000 Cycle	 ↑Solder Crack	
2000 Cycle	 ↑Solder Crack	

Compared with chips only, this product is excellent in solder cracking resistance.

Test Condition: -55 to +125°C, 5min.,(Tank)
 Board Used: Glass Epoxy Board (FR-4)

Demonstrates replacement value of low noise capacitors Experience the effectiveness of the KRM Series.

▶ Examples of Noise Countermeasures

GRM Series

GJM Series

GMA Series

GMD Series

GQM Series

GRJ Series

GR3 Series

KRM Series

KR3 Series

LLA Series

LLL Series

LLM Series

LLR Series

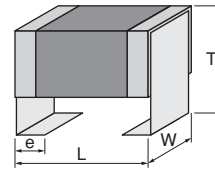
⚠Caution/
Notice

③ **2 chips can be stacked.**

Realize large capacity by stacking 2 capacitors.

Specifications

Size	2.2×1.25mm to 6.1×5.3mm
Rated Voltage	DC16V to 1kV
Capacitance	0.068μF to 68μF
Main Applications	For smoothing and noise suppression of DC-DC converters



<Dimensions>

This catalog contains only a portion of the product lineup.
 Please refer to the capacitor search tool on the Murata Web site for details.

KRM Series High Dielectric Constant Type Anti-noise Deflecting crack Soldering crack Part Number List

■ 3.5×1.7mm

T max.	Rated Voltage	TC Code	Cap.	Tol.	Part Number
2.0mm	25Vdc	X5R	10μF	±10%	KRM31FR61E106KH01#
2.9mm	100Vdc	X7R	1.0μF	±10%	KRM31KR72A105KH01#
	50Vdc	X7R	4.7μF	±10%	KRM31KR71H475KH01#
	35Vdc	X6S	10μF	±10%	KRM31KC8YA106KH01#
	25Vdc	X6S	10μF	±10%	KRM31KC81E106KH01#

T max.	Rated Voltage	TC Code	Cap.	Tol.	Part Number
5.0mm	25Vdc	X7R	33μF	±20%	KRM55TR71E336MH01#
6.7mm	100Vdc	X7R	15μF	±20%	KRM55WR72A156MH01#
	63Vdc	X7R	22μF	±20%	KRM55WR71J226MH01#
	50Vdc	X7R	33μF	±20%	KRM55WR71H336MH01#
	35Vdc	X7R	47μF	±20%	KRM55WR7YA476MH01#
	25Vdc	X7R	47μF	±20%	KRM55WR71E476MH01#
			68μF	±20%	KRM55WR71E686MH01#

■ 3.6×1.7mm

T max.	Rated Voltage	TC Code	Cap.	Tol.	Part Number
2.9mm	50Vdc	X7R	2.2μF	±10%	KRM31KR71H225KH01#

■ 3.7×1.85mm

T max.	Rated Voltage	TC Code	Cap.	Tol.	Part Number
2.9mm	100Vdc	X7R	2.2μF	±10%	KRM31KR72A225KH01#

■ 6.1×5.3mm

T max.	Rated Voltage	TC Code	Cap.	Tol.	Part Number
3.0mm	1000Vdc	X7R	68000pF	±10%	KRM55LR73A683KH01#
			0.10μF	±10%	KRM55LR73A104KH01#
	630Vdc	X7R	0.15μF	±10%	KRM55LR72J154KH01#
			0.22μF	±10%	KRM55LR72J224KH01#
	250Vdc	X7R	0.68μF	±10%	KRM55LR72E684KH01#
			1.0μF	±10%	KRM55LR72E105KH01#
	100Vdc	X7R	4.7μF	±10%	KRM55LR72A475KH01#
	63Vdc	X7R	4.7μF	±10%	KRM55LR71J475KH01#
	50Vdc	X7R	4.7μF	±10%	KRM55LR71H475KH01#
			10μF	±10%	KRM55LR71H106KH01#
	35Vdc	X7R	10μF	±10%	KRM55LR7YA106KH01#
			15μF	±10%	KRM55LR7YA156KH01#
25Vdc	X7R	15μF	±10%	KRM55LR71E156KH01#	
3.9mm	100Vdc	X7R	6.8μF	±10%	KRM55QR72A685KH01#
	63Vdc	X7R	10μF	±10%	KRM55QR71J106KH01#
	50Vdc	X7R	17μF	±10%	KRM55QR71H176KH01#
	35Vdc	X7R	17μF	±10%	KRM55QR7YA176KH01#
			22μF	±10%	KRM55QR7YA226KH01#
	25Vdc	X7R	22μF	±10%	KRM55QR71E226KH01#
33μF			±10%	KRM55QR71E336KH01#	
5.0mm	1000Vdc	X7R	0.15μF	±20%	KRM55TR73A154MH01#
			0.22μF	±20%	KRM55TR73A224MH01#
	630Vdc	X7R	0.33μF	±20%	KRM55TR72J334MH01#
			0.47μF	±20%	KRM55TR72J474MH01#
			1.5μF	±20%	KRM55TR72E155MH01#
	250Vdc	X7R	2.2μF	±20%	KRM55TR72E225MH01#
			10μF	±20%	KRM55TR72A106MH01#
	100Vdc	X7R	10μF	±20%	KRM55TR72A106MH01#
	50Vdc	X7R	22μF	±20%	KRM55TR71H226MH01#
	35Vdc	X7R	22μF	±20%	KRM55TR7YA226MH01#
33μF			±20%	KRM55TR7YA336MH01#	

Part number # indicates the package specification code.

GRM Series
 GJM Series
 GMA Series
 GMD Series
 GQM Series
 GRJ Series
 GR3 Series
 KRM Series
 KR3 Series
 LLA Series
 LLL Series
 LLM Series
 LLR Series
 ⚠Caution/Notice

GRM Series

GJM Series

GMA Series

GMD Series

GQM Series

GRJ Series

GR3 Series

KRM Series

KR3 Series

LLA Series

LLL Series

LLM Series

LLR Series

⚠Caution/
Notice

Metal Terminal Type High Effective Capacitance & High Allowable Ripple Current

KR3 Series



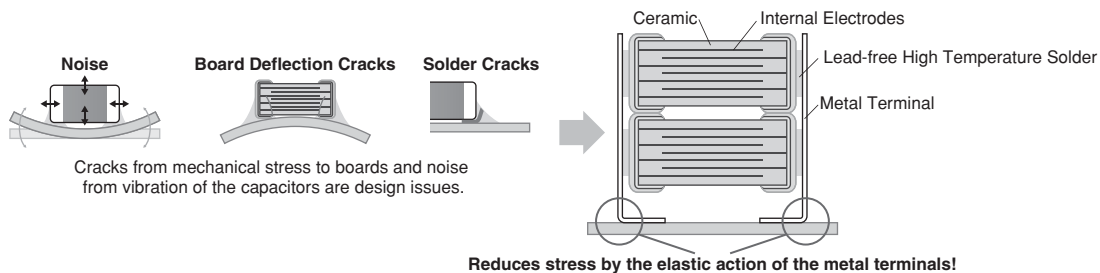
Anti-noise **Deflecting crack** **Soldering crack**

Bonding the metal terminals to external electrodes solves design issues by mounting large size MLCC!

Features

1 Bond metal terminals to the external electrodes of chips.

The stress applied to the chip is relieved by the elastic action of the metal terminal.

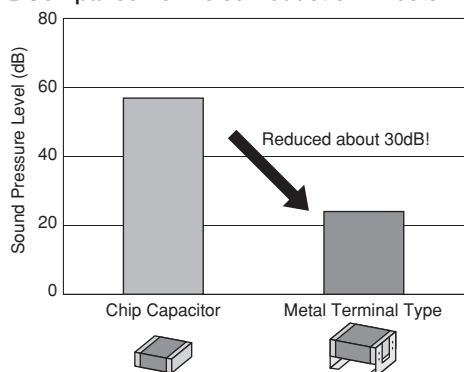


2 Substantially reduces noise, board deflection cracks and soldering cracks.

This product is not damaged even with a board deflection of 6 mm.

Solder cracks do not occur even with 2,000 cycles of heat stress.

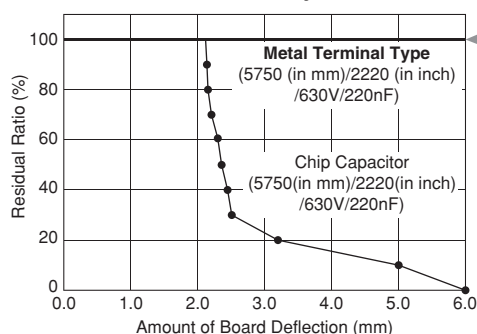
● Comparison of Noise Reduction Effects



Evaluation Items: 5750 (in mm)/2220 (in inch) size/DC630V/220nF
 Test Method: DC50V, AC10Vp-p/3kHz
 Test Board: Glass Epoxy Board (T: 1.6mm)
 Test Quantity: 3pc
 Distance Between Microphone and Board: 3mm

Note: Results Using Murata's Evaluation Board

● Reduces Stress Caused by Board Deflection



● Suppresses Solder Cracks Caused by Heat Stress

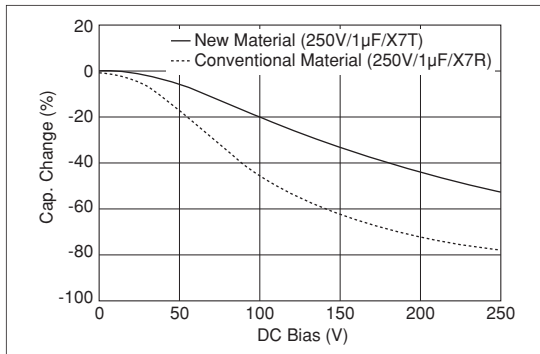
Chip Size	Chip Only (5750 (in mm)/2220 (in inch) size)	Metal Terminal Type (5750 (in mm)/2220 (in inch) size)
1000 Cycle	 ↑Solder Crack	
2000 Cycle	 ↑Solder Crack	

Compared with chips only, this product is excellent in solder cracking resistance.

Test Condition: -55 to +125°C, 5min.,(Tank)
 Board Used: Glass Epoxy Board (FR-4)

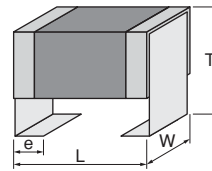
3 Adopted Low Dielectric Constant Materials

Improved effective capacity and ripple resistant performance, compared to conventional products (X7R characteristics).



Specifications

Size	6.1×5.3mm
Rated Voltage	DC250V to 630V
Capacitance	0.1µF to 2.2µF
Main Applications	For DC-DC converters of general electronic equipment



<Dimensions>

This catalog contains only a portion of the product lineup.
 Please refer to the capacitor search tool on the Murata Web site for details.

GRM Series

GJM Series

GMA Series

GMD Series

GQM Series

GRJ Series

GR3 Series

KRM Series

KR3 Series

LLA Series

LLL Series

LLM Series

LLR Series

⚠Caution/
Notice

KR3 Series High Dielectric Constant Type Anti-noise Deflecting crack Soldering crack Part Number List

■ 6.1×5.3mm

T max.	Rated Voltage	TC Code	Cap.	Tol.	Part Number
3.0mm	630Vdc	X7T	0.10μF	±10%	KR355LD72J104KH01#
			0.15μF	±10%	KR355LD72J154KH01#
	450Vdc	X7T	0.22μF	±10%	KR355LD72W224KH01#
			0.33μF	±10%	KR355LD72W334KH01#
			0.47μF	±10%	KR355LD72W474KH01#
	250Vdc	X7T	0.47μF	±10%	KR355LD72E474KH01#
0.68μF			±10%	KR355LD72E684KH01#	
3.9mm	630Vdc	X7T	0.22μF	±10%	KR355QD72J224KH01#
			0.27μF	±10%	KR355QD72J274KH01#
	450Vdc	X7T	0.56μF	±10%	KR355QD72W564KH01#
			1.0μF	±10%	KR355QD72E105KH01#
	250Vdc	X7T	1.0μF	±10%	KR355QD72E105KH01#
5.0mm	450Vdc	X7T	0.68μF	±20%	KR355TD72W684MH01#
			1.0μF	±20%	KR355TD72W105MH01#
	250Vdc	X7T	1.5μF	±20%	KR355TD72E155MH01#
6.7mm	630Vdc	X7T	0.47μF	±20%	KR355WD72J474MH01#
			0.56μF	±20%	KR355WD72J564MH01#
	450Vdc	X7T	1.2μF	±20%	KR355WD72W125MH01#
			2.2μF	±20%	KR355WD72E225MH01#
250Vdc	X7T	2.2μF	±20%	KR355WD72E225MH01#	

GRM Series

GJM Series

GMA Series

GMD Series

GQM Series

GRJ Series

GR3 Series

KRM Series

KR3 Series

LLA Series

LLL Series

LLM Series

LLR Series

⚠Caution/
Notice

8-Terminal Low ESL Type

LLA Series

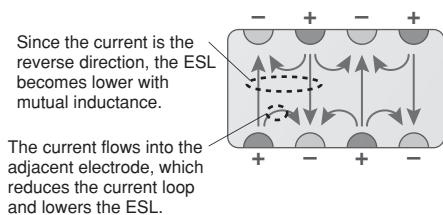
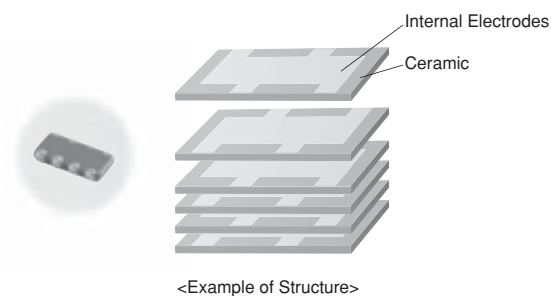


8-Terminal Type Low ESL Capacitor Ideal for Power Supply Decoupling of High-speed Operation IC

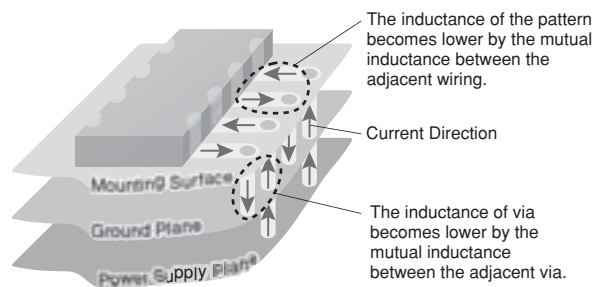
Features

① Ultra-low ESL

Since the equivalent series inductance (ESL) is very low with excellent high frequency characteristics due to the design structure, this capacitor is ideal for power supply decoupling of high-speed operation IC.



<Effectiveness of Cancelling Out Inductance by Mutual Inductance>



<Effectiveness of Suppressing Inductance when Mounting a Multi-terminal Capacitor>

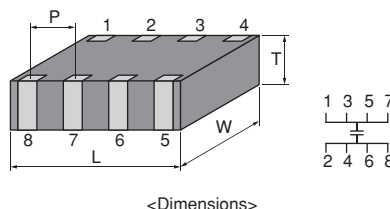
The inductance for the boards also becomes lower, not only the capacitor.

② A maximum operating temperature up to 125°C.

This product is applicable to high temperatures (X7* characteristics); however, Murata also offers numerous thin type products, which are ideal as decoupling capacitors on IC package.

Specifications

Size	1.6×0.8mm to 3.2×1.6mm
Rated Voltage	DC4V to 25V
Capacitance	0.01μF to 4.7μF
Main Applications	Application processor/CPU/GPU



This catalog contains only a portion of the product lineup.
 Please refer to the capacitor search tool on the Murata Web site for details.

LLA Series High Dielectric Constant Type Low ESL Part Number List

■ 1.6×0.8mm

T max.	Rated Voltage	TC Code	Cap.	Tol.	Part Number	
0.55mm	4Vdc	X7S	0.10μF	±20%	LLA185C70G104MA01#	
			0.22μF	±20%	LLA185C70G224MA01#	
			0.47μF	±20%	LLA185C70G474MA01#	
			2.2μF	±20%	LLA185C70G225ME16#	

■ 2.0×1.25mm

T max.	Rated Voltage	TC Code	Cap.	Tol.	Part Number	
0.55mm	25Vdc	X7R	10000pF	±20%	LLA215R71E103MA14#	
			22000pF	±20%	LLA215R71E223MA14#	
	16Vdc	X7R	47000pF	±20%	LLA215R71C473MA14#	
			0.10μF	±20%	LLA215R71C104MA14#	
	10Vdc	X7R	0.22μF	±20%	LLA215R71A224MA14#	
	6.3Vdc	X7R	0.47μF	±20%	LLA215R70J474MA14#	
	4Vdc	X7S	1.0μF	±20%	LLA215C70G105MA14#	
			4.7μF	±20%	LLA215C70G475ME19#	
0.95mm	25Vdc	X7R	10000pF	±20%	LLA219R71E103MA01#	
			22000pF	±20%	LLA219R71E223MA01#	
			47000pF	±20%	LLA219R71E473MA01#	
	16Vdc	X7R	0.10μF	±20%	LLA219R71C104MA01#	
			0.22μF	±20%	LLA219R71C224MA01#	
	10Vdc	X7R	0.47μF	±20%	LLA219R71A474MA01#	
	6.3Vdc	X7R	1.0μF	±20%	LLA219R70J105MA01#	
	4Vdc	X7S	2.2μF	±20%	LLA219C70G225MA01#	

■ 3.2×1.6mm

T max.	Rated Voltage	TC Code	Cap.	Tol.	Part Number	
0.55mm	16Vdc	X7R	0.22μF	±20%	LLA315R71C224MA14#	
	10Vdc	X7R	0.47μF	±20%	LLA315R71A474MA14#	
	6.3Vdc	X7R	1.0μF	±20%	LLA315R70J105MA14#	
			2.2μF	±20%	LLA315R70J225MA14#	
0.95mm	16Vdc	X7R	0.47μF	±20%	LLA319R71C474MA01#	
	10Vdc	X7R	1.0μF	±20%	LLA319R71A105MA01#	
1.25mm	16Vdc	X7R	1.0μF	±20%	LLA31MR71C105MA01#	
	10Vdc	X7R	2.2μF	±20%	LLA31MR71A225MA01#	

GRM Series
 GJM Series
 GMA Series
 GMD Series
 GQM Series
 GRJ Series
 GR3 Series
 KRM Series
 KR3 Series
 LLA Series
 LLL Series
 LLM Series
 LLR Series
 ⚠Caution/
 Notice

LW Reversed Low ESL Type

LLL Series



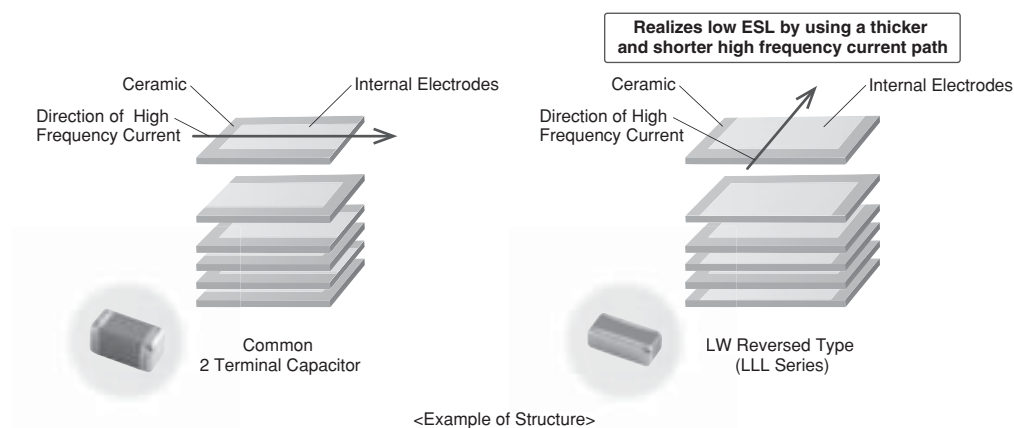
Low
ESL

This low ESL capacitor is ideal for power supply decoupling of high-speed operation electronic equipment.

Features

1 Low ESL

Since the equivalent series inductance (ESL) is low and excellent in high frequency characteristics, this capacitor is suitable for power supply decoupling of high-speed operation electronic equipment.

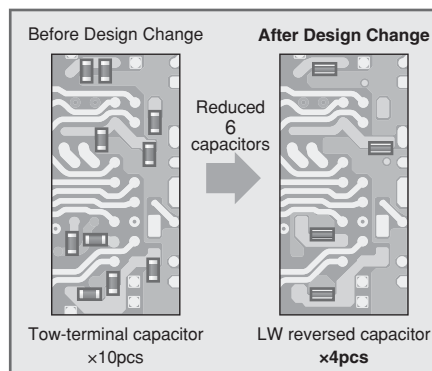


2 Contributes to a reduction in the number of components.

The number of components can be reduced by using low ESL capacitors, while maintaining functions equivalent to general purpose capacitors (GRM Series).

Murata proposes the use of the LLL series to reduce the number of components and high costs. Simulation is also possible.

Proposal for Cost Reductions

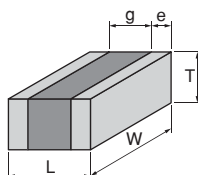


3 A maximum operating temperature up to 125°C.

We also offer an abundant lineup of X7* characteristics that can be used in high temperature locations, such as IC packages.

Specifications

Size	0.5×1.0mm to 1.6×3.2mm
Rated Voltage	DC2.5V to 50V
Capacitance	2,200pF to 10μF
Main Applications	Application processor/CPU/GPU



<Dimensions>

This catalog contains only a portion of the product lineup.
 Please refer to the capacitor search tool on the Murata Web site for details.

LLL Series High Dielectric Constant Type Low ESL Part Number List

■ 0.5×1.0mm

T max.	Rated Voltage	TC Code	Cap.	Tol.	Part Number
0.35mm	6.3Vdc	X6S	0.10μF	±20%	LLL153C80J104ME01#
			0.22μF	±20%	LLL153C80J224ME14#
	4Vdc	X7S	0.47μF	±20%	LLL153C70G474ME17#
		X6S	1.0μF	±20%	LLL153C80G105ME21#

■ 0.6×1.0mm

T max.	Rated Voltage	TC Code	Cap.	Tol.	Part Number
0.45mm	4Vdc	X5R	4.3μF	±20%	LLL1U4R60G435ME22# Derating

■ 0.8×1.6mm

T max.	Rated Voltage	TC Code	Cap.	Tol.	Part Number
0.5mm	25Vdc	X7R	10000pF	±20%	LLL185R71E103MA11#
			22000pF	±20%	LLL185R71C223MA11#
				47000pF	±20%
	10Vdc	X7R	0.10μF	±20%	LLL185R71A104MA11#
			X7S	0.22μF	±20%
0.55mm	4Vdc	X7S	2.2μF	±20%	LLL185C70G225ME01#
0.6mm	50Vdc	X7R	2200pF	±20%	LLL185R71H222MA01#
			4700pF	±20%	LLL185R71H472MA01#
	25Vdc	X7R	10000pF	±20%	LLL185R71E103MA01#
			22000pF	±20%	LLL185R71E223MA01#
	16Vdc	X7R	47000pF	±20%	LLL185R71C473MA01#
			10Vdc	X7R	0.10μF
	0.22μF	±20%			LLL185R71A224MA01#
	4Vdc	X7S	0.47μF	±20%	LLL185C70G474MA01#

■ 1.25×2.0mm

T max.	Rated Voltage	TC Code	Cap.	Tol.	Part Number
0.5mm	50Vdc	X7R	10000pF	±20%	LLL215R71H103MA11#
			22000pF	±20%	LLL215R71E223MA11#
	16Vdc	X7R	47000pF	±20%	LLL215R71C473MA11#
			0.10μF	±20%	LLL215R71C104MA11#
	10Vdc	X7R	0.22μF	±20%	LLL215R71A224MA11#
	6.3Vdc	X7R	0.47μF	±20%	LLL215R70J474MA11#
	4Vdc	X7S	1.0μF	±20%	LLL215C70G105MA11#
0.7mm			X7R	10000pF	±20%
	22000pF	±20%		LLL216R71H223MA01#	
	25Vdc	X7R		47000pF	±20%
0.10μF			±20%	LLL216R71E104MA01#	
10Vdc	X7R	0.22μF	±20%	LLL216R71A224MA01#	
0.95mm	16Vdc	X7R	0.22μF	±20%	LLL219R71C224MA01#
			0.47μF	±20%	LLL219R71A474MA01#
	10Vdc	X7R	1.0μF	±20%	LLL219R71A105MA01#
			4Vdc	X7S	2.2μF

■ 1.6×3.2mm

T max.	Rated Voltage	TC Code	Cap.	Tol.	Part Number	
0.5mm	50Vdc	X7R	10000pF	±20%	LLL315R71H103MA11#	
			22000pF	±20%	LLL315R71H223MA11#	
			25Vdc	X7R	47000pF	±20%
	0.10μF	±20%			LLL315R71E104MA11#	
	16Vdc	X7R			0.22μF	±20%
	10Vdc	X7R	0.47μF	±20%	LLL315R71A474MA11#	
0.8mm	50Vdc	X7R	10000pF	±20%	LLL317R71H103MA01#	
			22000pF	±20%	LLL317R71H223MA01#	
			47000pF	±20%	LLL317R71H473MA01#	
	25Vdc	X7R	0.10μF	±20%	LLL317R71E104MA01#	
			16Vdc	X7R	0.22μF	±20%
	0.47μF	±20%			LLL317R71C474MA01#	
	10Vdc	X7R	1.0μF	±20%	LLL317R71A105MA01#	
	1.25mm	6.3Vdc	X7R	2.2μF	±20%	LLL317R70J225MA01#
				50Vdc	X7R	0.10μF
		25Vdc	X7R			0.22μF
0.47μF				±20%	LLL31MR71E474MA01#	
16Vdc		X7R	1.0μF	±20%	LLL31MR71C105MA01#	
10Vdc		X7R	2.2μF	±20%	LLL31MR71A225MA01#	
6.3Vdc		X7R	4.7μF	±20%	LLL31MR70J475MA01#	
	X5R		10μF	±20%	LLL31MR60J106ME01#	

GRM Series
 GJM Series
 GMA Series
 GMD Series
 GQM Series
 GRJ Series
 GR3 Series
 KRM Series
 KR3 Series
 LLA Series
 LLL Series
 LLM Series
 LLR Series
 ⚠Caution/
 Notice

10-Terminal Low ESL Type

LLM Series



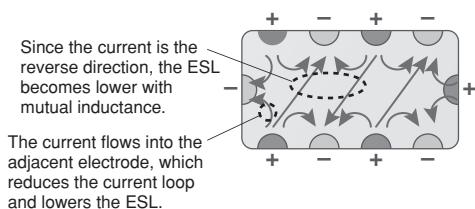
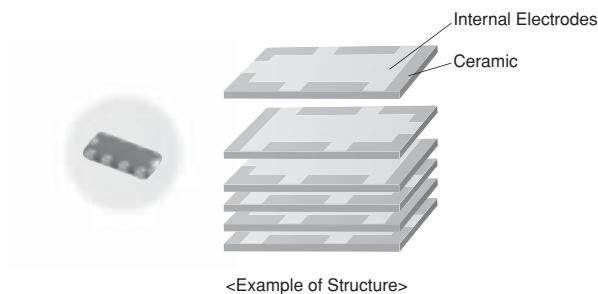
Low
ESL

10-Terminal Type Low ESL Capacitor Ideal for Power Supply Decoupling of High-speed Operation IC

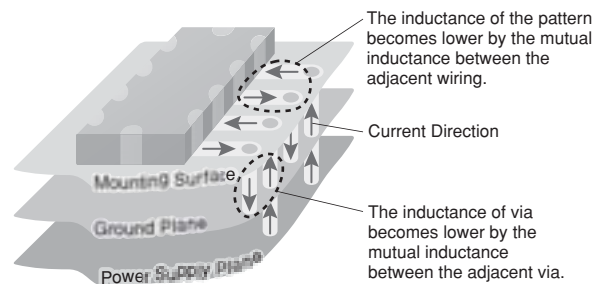
Features

① This is the lowest ESL LW reversed type capacitor.

Since the equivalent series inductance (ESL) of this product is even lower than the LLA series (8-terminal product) with excellent high frequency characteristics, this capacitor is ideal for power supply decoupling of high-speed operation IC.



<Effectiveness of Cancelling Out Inductance by Mutual Inductance>



<Effectiveness of Suppressing Inductance when Mounting a Multi-terminal Capacitor>

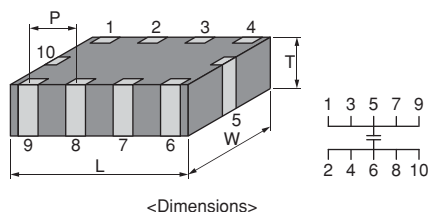
The inductance for the boards also becomes lower, not only the capacitor.

② A maximum operating temperature up to 125°C.

This product is applicable to high temperatures (X7* characteristics); however, Murata also offers numerous thin type products, which are ideal as decoupling capacitors on IC package.

Specifications

Size	2.0×1.25mm to 3.2×1.6mm
Rated Voltage	DC4V to 16V
Capacitance	0.1μF to 2.2μF
Main Applications	Application processor/CPU/GPU



This catalog contains only a portion of the product lineup.
 Please refer to the capacitor search tool on the Murata Web site for details.

GRM Series

GJM Series

GMA Series

GMD Series

GQM Series

GRJ Series

GR3 Series

KRM Series

KR3 Series

LLA Series

LLL Series

LLM Series

LLR Series

⚠Caution/
Notice

LLM Series High Dielectric Constant Type Part Number List

■ 2.0×1.25mm

T max.	Rated Voltage	TC Code	Cap.	Tol.	Part Number	
0.55mm	6.3Vdc	X7R	0.22μF	±20%	LLM215R70J224MA11#	
			0.47μF	±20%	LLM215R70J474MA11#	
	4Vdc	X7S	1.0μF	±20%	LLM215C70G105MA11#	

■ 3.2×1.6mm

T max.	Rated Voltage	TC Code	Cap.	Tol.	Part Number	
0.55mm	16Vdc	X7R	0.10μF	±20%	LLM315R71C104MA11#	
			0.22μF	±20%	LLM315R71C224MA11#	
	10Vdc	X7R	0.47μF	±20%	LLM315R71A474MA11#	
	6.3Vdc	X7R	2.2μF	±20%	LLM315R70J225MA11#	

ESR Controlled Low ESL Type

LLR Series



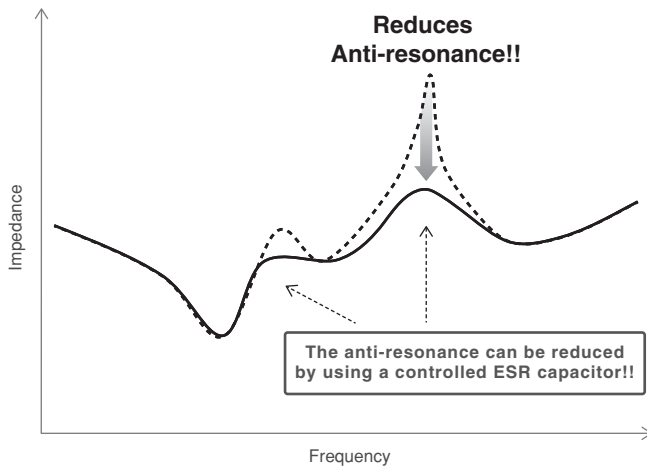
**Low
ESL**

ESR Controlled Type Low ESL Capacitors Equipped with Anti-resonance Control Function

Features

① Reduces Anti-resonance

This capacitor is controlled so that the equivalent series resistance (ESR) becomes slightly higher, and is effective in reducing the anti-resonance that occurs when capacitor arrays are used.



② Lineup of capacitors with ESR values from 100 to 1,000mΩ.

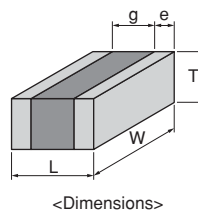
According to the conditions of the anti-resonance, the most suitable ESR value can be selected from 4 types.

③ Low ESL

This ESR controlled type capacitor has excellent high frequency characteristics, with low equivalent series inductance (ESL). This is also ideal as a decoupling component.

Specifications

Size	0.8×1.6mm
Rated Voltage	DC4V
Capacitance	1.0μF
Main Applications	Network processor/ASIC/PMIC



This catalog contains only a portion of the product lineup.
 Please refer to the capacitor search tool on the Murata Web site for details.

GRM Series

GJM Series

GMA Series

GMD Series

GQM Series

GRJ Series

GR3 Series

KRM Series

KR3 Series

LLA Series

LLL Series

LLM Series

LLR Series

⚠Caution/
Notice

GRM Series

GJM Series

GMA Series

GMD Series

GQM Series

GRJ Series

GR3 Series

KRM Series

KR3 Series

LLA Series

LLL Series

LLM Series

LLR Series

⚠Caution/
Notice

LLR Series High Dielectric Constant Type Part Number List

■ 0.8×1.6mm

T max.	Rated Voltage	TC Code	Cap.	Tol.	Part Number	
0.55mm	4Vdc	X7S	1.0μF	±20%	LLR185C70G105ME01#	
				±20%	LLR185C70G105ME03#	
				±20%	LLR185C70G105ME05#	
				±20%	LLR185C70G105ME07#	

⚠Caution/Notice

⚠Caution

- Storage and Operation Conditions 142
- Rating 142
 - 1. Temperature Dependent Characteristics 142
 - 2. Measurement of Capacitance 142
 - 3. Applied Voltage 143
 - 4. Type of Applied Voltage and Self-heating Temperature 143
 - 5. DC Voltage and AC Voltage Characteristics 146
 - 6. Capacitance Aging 146
 - 7. Vibration and Shock 147
- Soldering and Mounting 147
 - 1. Mounting Position 147
 - 2. Information before Mounting 148
 - 3. Maintenance of the Mounting (pick and place) Machine 148
 - 4-1. Reflow Soldering 149
 - 4-2. Flow Soldering 150
 - 4-3. Correction of Soldered Portion 151
 - 5. Washing 152
 - 6. Electrical Test on Printed Circuit Board 152
 - 7. Printed Circuit Board Cropping 152
 - 8. Assembly 155
 - 9. Die Bonding/Wire Bonding 156
- Other 156
 - 1. Under Operation of Equipment 156
 - 2. Other 156

Notice

- Rating 157
 - 1. Operating Temperature 157
 - 2. Atmosphere Surroundings (gaseous and liquid) 157
 - 3. Piezo-electric Phenomenon 157
- Soldering and Mounting 157
 - 1. PCB Design 157
 - 1. Notice for Pattern Forms 157
 - 2. Land Dimensions 158
 - 3. Board Design 160
 - 2. Adhesive Application 160
 - 3. Adhesive Curing 160
 - 4. Flux for Reflow and Flow Soldering 161
 - 5. Flow Soldering 161
 - 6. Washing 161
 - 7. Coating 161
- Other 162
 - 1. Transportation 162
 - 2. Characteristics Evaluation in the Actual System 162

GRM Series

GJM Series

GMA Series

GMD Series

GQM Series

GRJ Series

GR3 Series

KRM Series

KR3 Series

LLA Series

LLL Series

LLM Series

LLR Series

⚠Caution/
Notice

⚠Caution

GRM Series
 GJM Series
 GMA Series
 GMD Series
 GQM Series
 GRJ Series
 GR3 Series
 KRM Series
 KR3 Series
 LLA Series
 LLL Series
 LLM Series
 LLR Series
 ⚠Caution

■ Storage and Operation Conditions

1. The performance of chip monolithic ceramic capacitors may be affected by the storage conditions.

1-1. Store the capacitors in the following conditions:

Room Temperature of +5°C to +40°C and a Relative Humidity of 20% to 70%.

(1) Sunlight, dust, rapid temperature changes, corrosive gas atmosphere, or high temperature and humidity conditions during storage may affect solderability and packaging performance.

Therefore, please maintain the storage temperature and humidity. Use the product within six months, as prolonged storage may cause oxidation of the electrodes.

(2) Please confirm solderability before using after six months. Store the capacitors without opening the original bag. Even if the storage period is short, do not exceed the specified atmospheric conditions.

1-2. Corrosive gas can react with the termination (external) electrodes or lead wires of capacitors, and result in poor solderability. Do not store the capacitors in an atmosphere consisting of corrosive gas (e.g., hydrogen sulfide, sulfur dioxide, chlorine, ammonia gas, etc.).

1-3. Due to moisture condensation caused by rapid humidity changes, or the photochemical change caused by direct sunlight on the terminal electrodes and/or the resin/epoxy coatings, the solderability and electrical performance may deteriorate. Do not store capacitors under direct sunlight or in high humidity conditions.

■ Rating

1. Temperature Dependent Characteristics

1. The electrical characteristics of a capacitor can change with temperature.

1-1. For capacitors having larger temperature dependency, the capacitance may change with temperature changes.

The following actions are recommended in order to ensure suitable capacitance values.

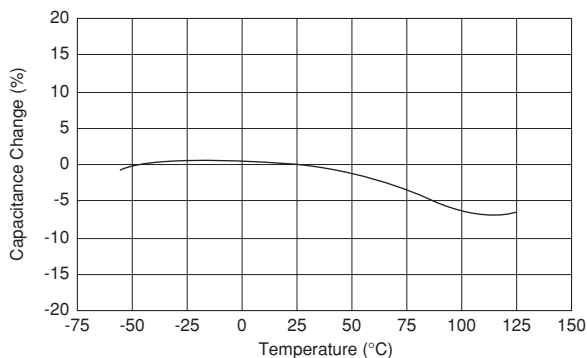
(1) Select a suitable capacitance for the operating temperature range.

(2) The capacitance may change within the rated temperature.

When you use a high dielectric constant type capacitor in a circuit that needs a tight (narrow) capacitance tolerance (e.g., a time-constant circuit), please carefully consider the temperature characteristics, and carefully confirm the various characteristics in actual use conditions and the actual system.

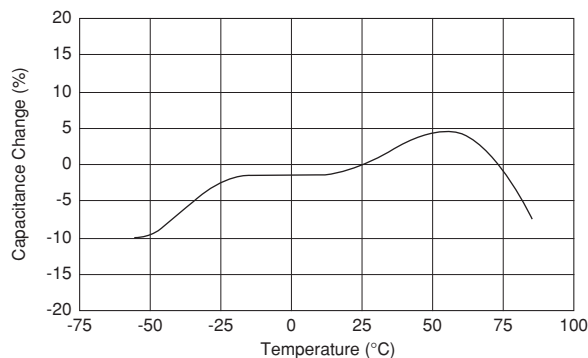
[Typical Temperature Characteristics X7R (R7)]

Sample: 0.1μF, Rated Voltage 50VDC



[Typical Temperature Characteristics X5R (R6)]

Sample: 22μF, Rated Voltage 4VDC



2. Measurement of Capacitance

1. Measure capacitance with the voltage and frequency specified in the product specifications.

1-1. The output voltage of the measuring equipment may decrease occasionally when capacitance is high. Please confirm whether a prescribed measured voltage is impressed to the capacitor.

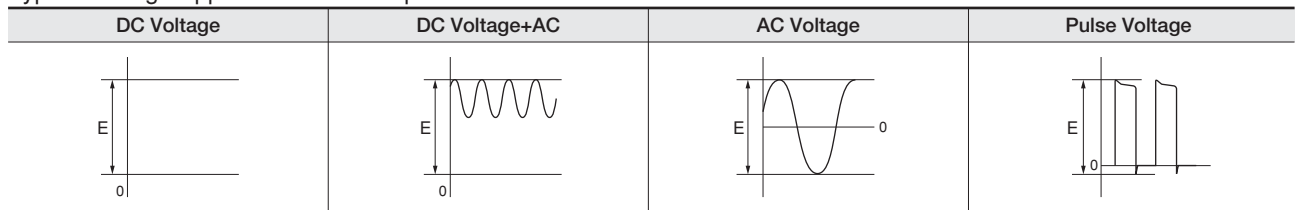
1-2. The capacitance values of high dielectric constant type capacitors change depending on the AC voltage applied. Please consider the AC voltage characteristics when selecting a capacitor to be used in an AC circuit.

☐ Continued from the preceding page.

3. Applied Voltage

1. Do not apply a voltage to the capacitor that exceeds the rated voltage as called out in the specifications.
 - 1-1. Applied voltage between the terminals of a capacitor shall be less than or equal to the rated voltage.
 - (1) When AC voltage is superimposed on DC voltage, the zero-to-peak voltage shall not exceed the rated DC voltage.
 When AC voltage or pulse voltage is applied, the peak-to-peak voltage shall not exceed the rated DC voltage.
 - (2) Abnormal voltages (surge voltage, static electricity, pulse voltage, etc.) shall not exceed the rated DC voltage.

Typical Voltage Applied to the DC Capacitor



(E: Maximum possible applied voltage.)

- 1-2. Influence of over voltage

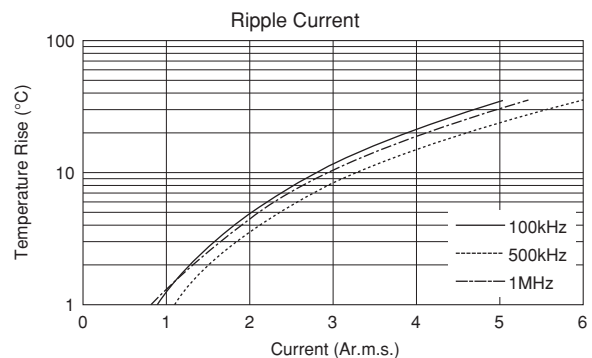
Over voltage that is applied to the capacitor may result in an electrical short circuit caused by the breakdown of the internal dielectric layers.
 The time duration until breakdown depends on the applied voltage and the ambient temperature.
2. Use a safety standard certified capacitor in a power supply input circuit (AC filter), as it is also necessary to consider the withstand voltage and impulse withstand voltage defined for each device.

4. Type of Applied Voltage and Self-heating Temperature

1. Confirm the operating conditions to make sure that no large current is flowing into the capacitor due to the continuous application of an AC voltage or pulse voltage.
 When a DC rated voltage product is used in an AC voltage circuit or a pulse voltage circuit, the AC current or pulse current will flow into the capacitor; therefore check the self-heating condition.
 Please confirm the surface temperature of the capacitor so that the temperature remains within the upper limits of the operating temperature, including the rise in temperature due to self-heating. When the capacitor is used with a high-frequency voltage or pulse voltage, heat may be generated by dielectric loss.
 <Applicable to Rated Voltage of less than 100VDC>
 - 1-1. The load should be contained to the level such that when measuring at atmospheric temperature of 25°C, the product's self-heating remains below 20°C and the surface temperature of the capacitor in the actual circuit remains within the maximum operating temperature.

[Example of Temperature Rise (Heat Generation) in Chip Monolithic Ceramic Capacitors in Contrast to Ripple Current]

Sample: R (R1) characteristics 10μF,
 Rated voltage: DC10V



Continued on the following page. ☐

⚠Caution

↳ Continued from the preceding page.

<Applicable to Temperature Characteristics X7R (R7), X7T (D7) beyond Rated Voltage of 200VDC>

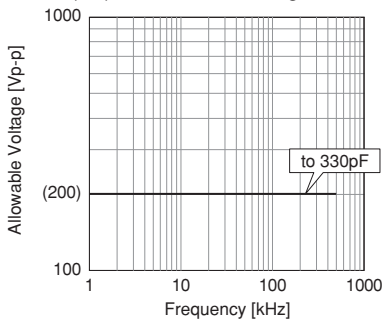
1-2. The load should be contained so that the self-heating of the capacitor body remains below 20°C, when measuring at an ambient temperature of 25°C. In addition, use a K thermocouple of $\phi 0.1\text{mm}$ with less heat capacity when measuring, and measure in a condition where there is no effect from the radiant heat of other components or air flow caused by convection. Excessive generation of heat may cause deterioration of the characteristics and reliability of the capacitor. (Absolutely do not perform measurements while the cooling fan is operating, as an accurate measurement may not be performed.)

<Applicable to Temperature Characteristics U2J (7U), C0G (5C) beyond Rated Voltage of 200VDC>

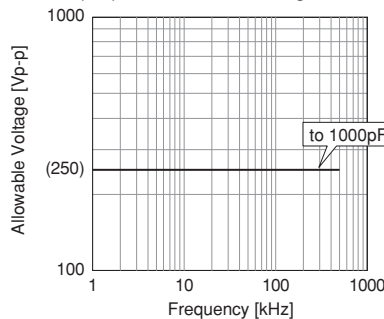
1-3. Since the self-heating is low in the low loss series, the allowable power becomes extremely high compared to the common X7R (R7) characteristics. However, when a load with self-heating of 20°C is applied at the rated voltage, the allowable power may be exceeded. When the capacitor is used in a high-frequency voltage circuit of 1kHz or more, the frequency of the applied voltage should be less than 500kHz sine wave (less than 100kHz for a product with rated voltage of DC3.15kV), to limit the voltage load so that the load remains within the derating shown in the following figure. In the case of non-sine wave, high-frequency components exceeding the fundamental frequency may be included. In such a case, please contact Murata. The excessive generation of heat may cause deterioration of the characteristics and reliability of the capacitor. (Absolutely do not perform measurements while the cooling fan is operating, as an accurate measurement may not be performed.)

The temperature of the surface of capacitor: 125°C or less (including self-heating)

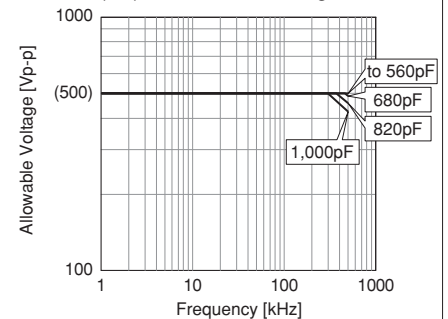
C0G (5C) char., Rated Voltage: DC200V



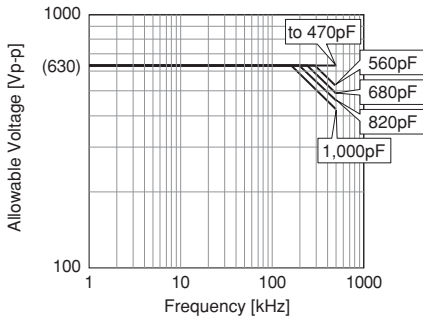
C0G (5C) char., Rated Voltage: DC250V



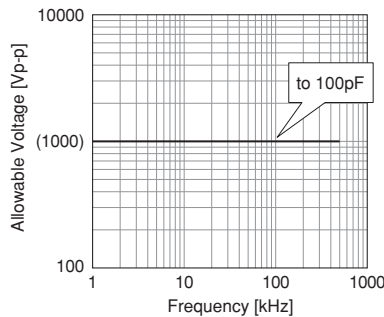
C0G (5C) char., Rated Voltage: DC500V



C0G (5C) char., Rated Voltage: DC630V



C0G (5C) char., Rated Voltage: DC1kV

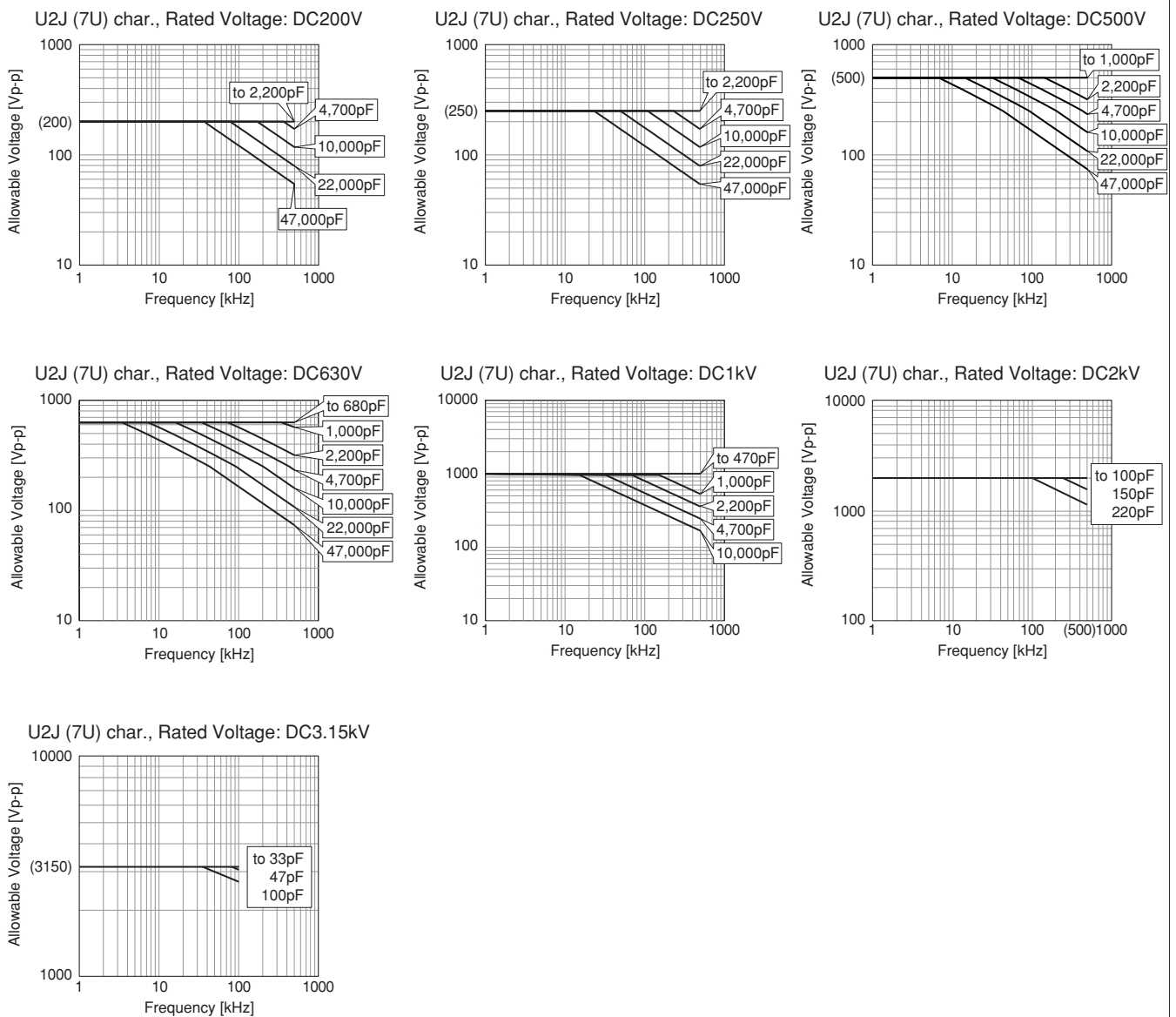


The sine-wave frequency VS allowable voltage

Continued on the following page. ↗

↳ Continued from the preceding page.

The temperature of the surface of capacitor: 125°C or less (including self-heating)



The sine-wave frequency VS allowable voltage

<Design Tool>

• Simsurfing

Simsurfing is a web application to display the characteristics charts and download the characteristics data of our products. The frequency characteristics, temperature characteristics, bias characteristics etc. can be checked.

(Address: <http://www.murata.com/simsurfing/>)

• Medium Voltage Ceramic Capacitor Selection Tool

The selection tool "Murata Medium Voltage Capacitors Selection Tool by Voltage Form" is installed in the above SimSurfing, where the usability of the preferred medium voltage ceramic capacitors can be determined according to the application including automobiles.

By using this tool, the preferred products* can be checked by specifications, such as the power, voltage, and fundamental frequency of the voltage waveform to be input into the capacitor.

*Supported Series

Temperature characteristics U2J (7U), C0G (5C) of GRM/DC200V or more

GRM Series
 GJM Series
 GMA Series
 GMD Series
 GQM Series
 GRJ Series
 GR3 Series
 KRM Series
 KR3 Series
 LLA Series
 LLL Series
 LLM Series
 LLR Series
 ⚠Caution

⚠Caution

↳ Continued from the preceding page.

5. DC Voltage and AC Voltage Characteristics

1. The capacitance value of a high dielectric constant type capacitor changes depending on the DC voltage applied. Please consider the DC voltage characteristics when a capacitor is selected for use in a DC circuit.

1-1. The capacitance of ceramic capacitors may change sharply depending on the applied voltage (see figure).

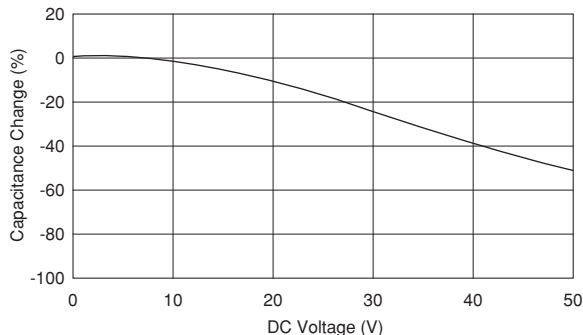
Please confirm the following in order to secure the capacitance.

- (1) Determine whether the capacitance change caused by the applied voltage is within the allowed range.
- (2) In the DC voltage characteristics, the rate of capacitance change becomes larger as voltage increases, even if the applied voltage is below the rated voltage. When a high dielectric constant type capacitor is used in a circuit that requires a tight (narrow) capacitance tolerance (e.g., a time constant circuit), please carefully consider the voltage characteristics, and confirm the various characteristics in actual operating conditions in an actual system.

2. The capacitance values of high dielectric constant type capacitors changes depending on the AC voltage applied. Please consider the AC voltage characteristics when selecting a capacitor to be used in an AC circuit.

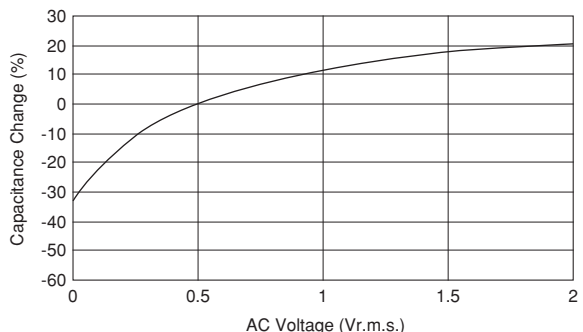
[DC Voltage Characteristics]

Sample: X7R (R7) Characteristics 0.1μF, Rated Voltage 50VDC



[AC Voltage Characteristics]

Sample: X7R (R7) Characteristics 10μF, Rated Voltage 6.3VDC

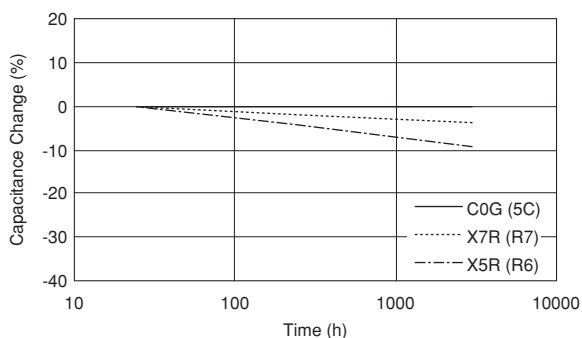


6. Capacitance Aging

1. The high dielectric constant type capacitors have the characteristic in which the capacitance value decreases with the passage of time.

When you use high dielectric constant type capacitors in a circuit that needs a tight (narrow) capacitance tolerance (e.g., a time-constant circuit), please carefully consider the characteristics of these capacitors, such as their aging, voltage, and temperature characteristics. In addition, check capacitors using your actual appliances at the intended environment and operating conditions.

[Example of Change Over Time (Aging Characteristics)]

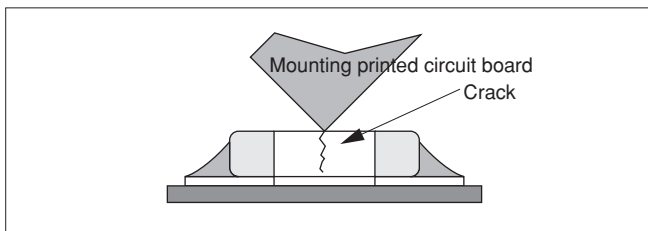
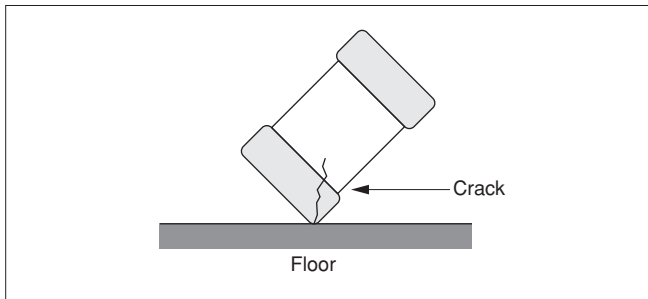


Continued on the following page. ↗

☐ Continued from the preceding page.

7. Vibration and Shock

1. Please confirm the kind of vibration and/or shock, its condition, and any generation of resonance.
Please mount the capacitor so as not to generate resonance, and do not allow any impact on the terminals.
2. Mechanical shock due to being dropped may cause damage or a crack in the dielectric material of the capacitor.
Do not use a dropped capacitor because the quality and reliability may be deteriorated.
3. When printed circuit boards are piled up or handled, the corner of another printed circuit board should not be allowed to hit the capacitor, in order to avoid a crack or other damage to the capacitor.

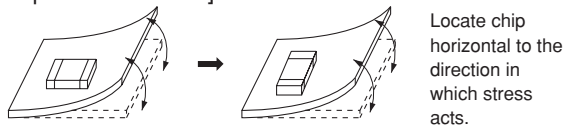


■ Soldering and Mounting

1. Mounting Position

1. Confirm the best mounting position and direction that minimizes the stress imposed on the capacitor during flexing or bending the printed circuit board.
 - 1-1. Choose a mounting position that minimizes the stress imposed on the chip during flexing or bending of the board.

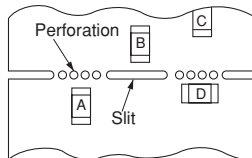
[Component Direction]



[Chip Mounting Close to Board Separation Point]

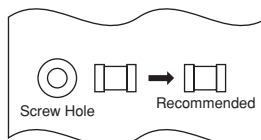
It is effective to implement the following measures, to reduce stress in separating the board.
It is best to implement all of the following three measures; however, implement as many measures as possible to reduce stress.

Contents of Measures	Stress Level
(1) Turn the mounting direction of the component parallel to the board separation surface.	A > D
(2) Add slits in the board separation part.	A > B
(3) Keep the mounting position of the component away from the board separation surface.	A > C



[Mounting Capacitors Near Screw Holes]

When a capacitor is mounted near a screw hole, it may be affected by the board deflection that occurs during the tightening of the screw. Mount the capacitor in a position as far away from the screw holes as possible.



Continued on the following page. ☐

GRM Series
GJM Series
GMA Series
GMD Series
GQM Series
GRJ Series
GR3 Series
KRM Series
KR3 Series
LLA Series
LLL Series
LLM Series
LLR Series
⚠Caution

⚠Caution

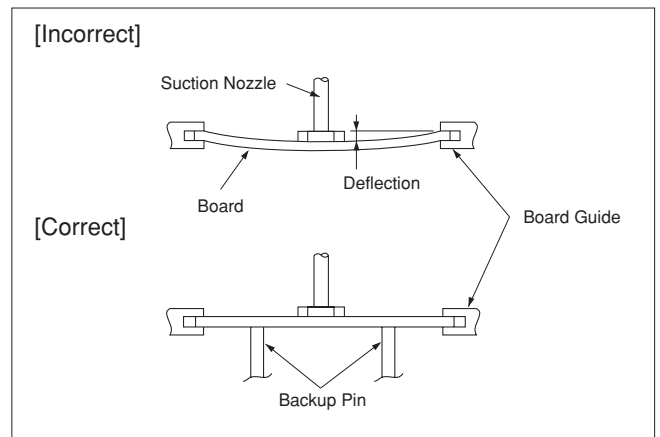
☐ Continued from the preceding page.

2. Information before Mounting

1. Do not re-use capacitors that were removed from the equipment.
2. Confirm capacitance characteristics under actual applied voltage.
3. Confirm the mechanical stress under actual process and equipment use.
4. Confirm the rated capacitance, rated voltage and other electrical characteristics before assembly.
5. Prior to use, confirm the solderability of capacitors that were in long-term storage.
6. Prior to measuring capacitance, carry out a heat treatment for capacitors that were in long-term storage.
7. The use of Sn-Zn based solder will deteriorate the reliability of the MLCC.
Please contact our sales representative or product engineers on the use of Sn-Zn based solder in advance.
8. We have also produced a DVD which shows a summary of our opinions, regarding the precautions for mounting. Please contact our sales representative to request the DVD.

3. Maintenance of the Mounting (pick and place) Machine

1. Make sure that the following excessive forces are not applied to the capacitors.
 - 1-1. In mounting the capacitors on the printed circuit board, any bending force against them shall be kept to a minimum to prevent them from any bending damage or cracking. Please take into account the following precautions and recommendations for use in your process.
 - (1) Adjust the lowest position of the pickup nozzle so as not to bend the printed circuit board.
 - (2) Adjust the nozzle pressure within a static load of 1N to 3N during mounting.
2. Dirt particles and dust accumulated between the suction nozzle and the cylinder inner wall prevent the nozzle from moving smoothly. This imposes greater force upon the chip during mounting, causing cracked chips. Also, the locating claw, when worn out, imposes uneven forces on the chip when positioning, causing cracked chips. The suction nozzle and the locating claw must be maintained, checked, and replaced periodically.



Continued on the following page. ☐

☐ Continued from the preceding page.

4-1. Reflow Soldering

- When sudden heat is applied to the components, the mechanical strength of the components will decrease because a sudden temperature change causes deformation inside the components. In order to prevent mechanical damage to the components, preheating is required for both the components and the PCB. Preheating conditions are shown in table 1. It is required to keep the temperature differential between the solder and the components surface (ΔT) as small as possible.
- Solderability of tin plating termination chips might be deteriorated when a low temperature soldering profile where the peak solder temperature is below the melting point of tin is used. Please confirm the solderability of tin plated termination chips before use.
- When components are immersed in solvent after mounting, be sure to maintain the temperature difference (ΔT) between the component and the solvent within the range shown in table 1.

Table 1

Part Number	Temperature Differential
GJM/GQM/GR3/GRJ/GRM/KRM/LLL/LLR Series 02/03/15/18/21/31 sizes LLL Series 1U size	$\Delta T \leq 190^\circ\text{C}$
GR3/GRJ/GRM/KR3/KRM Series 32/43/55 sizes LLA/LLM Series 18/21/31 sizes GQM Series 22 size	$\Delta T \leq 130^\circ\text{C}$

Recommended Conditions

	Pb-Sn Solder		Lead Free Solder
	Reflow	Vapor Reflow	
Peak Temperature	230 to 250°C	230 to 240°C	240 to 260°C
Atmosphere	Air	Saturated vapor of inactive solvent	Air or N ₂

Pb-Sn Solder: Sn-37Pb
 Lead Free Solder: Sn-3.0Ag-0.5Cu

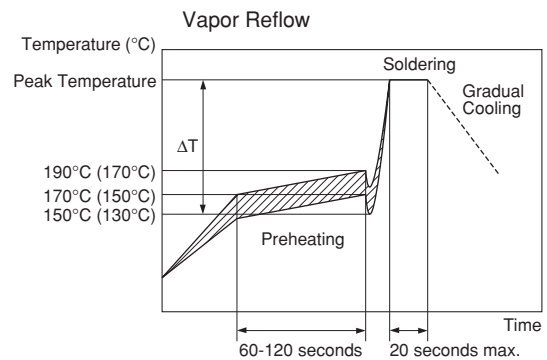
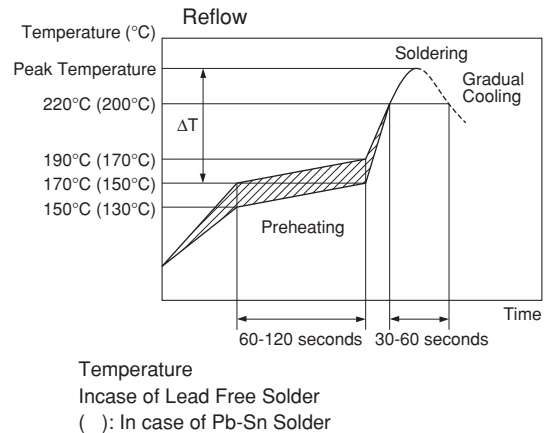
4. Optimum Solder Amount for Reflow Soldering

- Overly thick application of solder paste results in a excessive solder fillet height. This makes the chip more susceptible to mechanical and thermal stress on the board and may cause the chips to crack.
- Too little solder paste results in a lack of adhesive strength on the outer electrode, which may result in chips breaking loose from the PCB.
- Make sure the solder has been applied smoothly to the end surface to a height of 0.2mm* min.

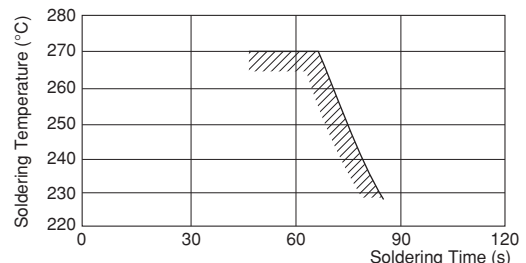
Inverting the PCB

Make sure not to impose any abnormal mechanical shocks to the PCB.

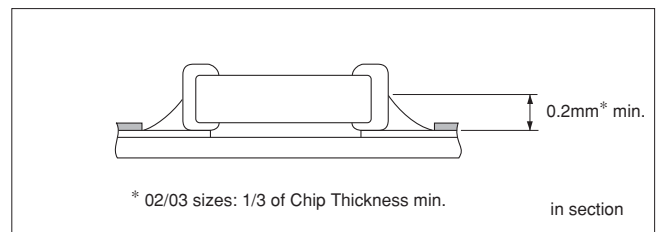
[Standard Conditions for Reflow Soldering]



[Allowable Reflow Soldering Temperature and Time]



In the case of repeated soldering, the accumulated soldering time must be within the range shown above.



GRM Series

GJM Series

GMA Series

GMD Series

GQM Series

GRJ Series

GR3 Series

KRM Series

KR3 Series

LLA Series

LLL Series

LLM Series

LLR Series

⚠Caution

⚠Caution

☐ Continued from the preceding page.

4-2. Flow Soldering

1. Do not apply flow soldering to chips not listed in table 2.

Table 2

Part Number	Temperature Differential
GR3/GRM Series 18/21/31 sizes GQM Series 18/21 sizes LLL Series 21/31 sizes GRJ Series Rated Voltage 250VDC or more 18/21/31 sizes	$\Delta T \leq 150^\circ\text{C}$

- When sudden heat is applied to the components, the mechanical strength of the components will decrease because a sudden temperature change causes deformation inside the components. In order to prevent mechanical damage to the components, preheating is required for both of the components and the PCB. Preheating conditions are shown in table 2. It is required to keep the temperature differential between the solder and the components surface (ΔT) as low as possible.
- Excessively long soldering time or high soldering temperature can result in leaching of the outer electrodes, causing poor adhesion or a reduction in capacitance value due to loss of contact between the electrodes and end termination.
- When components are immersed in solvent after mounting, be sure to maintain the temperature differential (ΔT) between the component and solvent within the range shown in the table 2.

Recommended Conditions

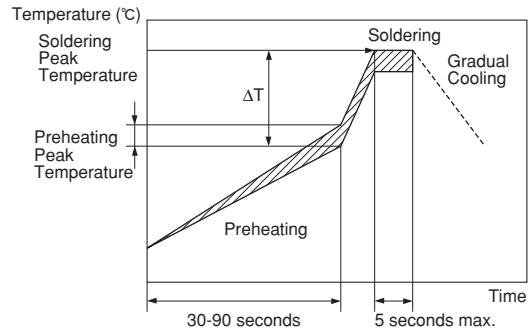
	Pb-Sn Solder	Lead Free Solder
Preheating Peak Temperature	90 to 110°C	100 to 120°C
Soldering Peak Temperature	240 to 250°C	250 to 260°C
Atmosphere	Air	Air

Pb-Sn Solder: Sn-37Pb
 Lead Free Solder: Sn-3.0Ag-0.5Cu

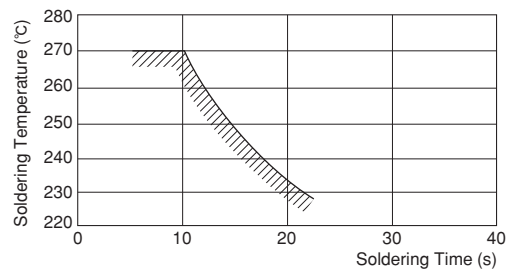
5. Optimum Solder Amount for Flow Soldering

5-1. The top of the solder fillet should be lower than the thickness of the components. If the solder amount is excessive, the risk of cracking is higher during board bending or any other stressful condition.

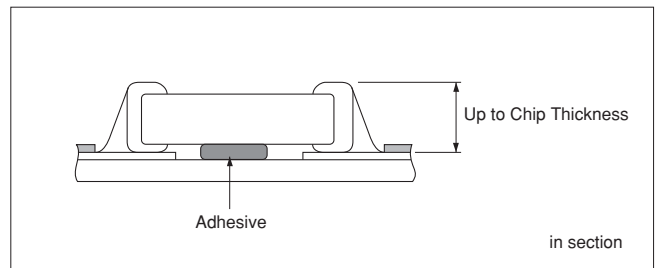
[Standard Conditions for Flow Soldering]



[Allowable Flow Soldering Temperature and Time]



In the case of repeated soldering, the accumulated soldering time must be within the range shown above.



Continued on the following page. ☐

☐ Continued from the preceding page.

4-3. Correction of Soldered Portion

When sudden heat is applied to the capacitor, distortion caused by the large temperature difference occurs internally, and can be the cause of cracks. Capacitors also tend to be affected by mechanical and thermal stress depending on the board preheating temperature or the soldering fillet shape, and can be the cause of cracks. Please refer to "1. PCB Design" or "3. Optimum solder amount" for the solder amount and the fillet shapes.

1. Correction with a Soldering Iron

- 1-1. In order to reduce damage to the capacitor, be sure to preheat the capacitor and the mounting board. Preheat to the temperature range shown in Table 3. A hot plate, hot air type preheater, etc. can be used for preheating.
- 1-2. After soldering, do not allow the component/PCB to cool down rapidly.
- 1-3. Perform the corrections with a soldering iron as quickly as possible. If the soldering iron is applied too long, there is a possibility of causing solder leaching on the terminal electrodes, which will cause deterioration of the adhesive strength and other problems.

2. Correction with Spot Heater

Compared to local heating with a soldering iron, hot air heating by a spot heater heats the overall component and board, therefore, it tends to lessen the thermal shock. In the case of a high density mounted board, a spot heater can also prevent concerns of the soldering iron making direct contact with the component.

- 2-1. If the distance from the hot air outlet of the spot heater to the component is too close, cracks may occur due to thermal shock. To prevent this problem, follow the conditions shown in Table 4.

- 2-2. In order to create an appropriate solder fillet shape, it is recommended that hot air be applied at the angle shown in Figure 1.

3. Optimum solder amount when re-working with a soldering iron

- 3-1. In the case of sizes smaller than 0603, (GJM/GQM/GR3/GRJ/GRM Series, 03/15/18 sizes), the top of the solder fillet should be lower than $\frac{2}{3}$ of the thickness of the component or 0.5mm, whichever is smaller. In the case of 0805 and larger sizes, (GJM/GQM/GR3/GRJ/GRM Series, 21/22/31/32/43/55 sizes), the top of the solder fillet should be lower than $\frac{2}{3}$ of the thickness of the component. If the solder amount is excessive, the risk of cracking is higher during board bending or under any other stressful condition.

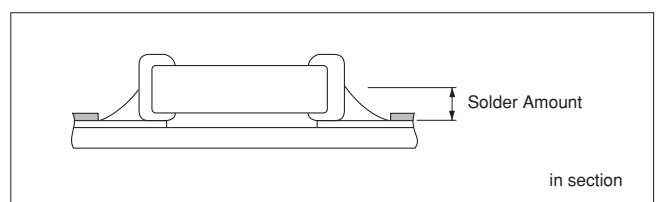
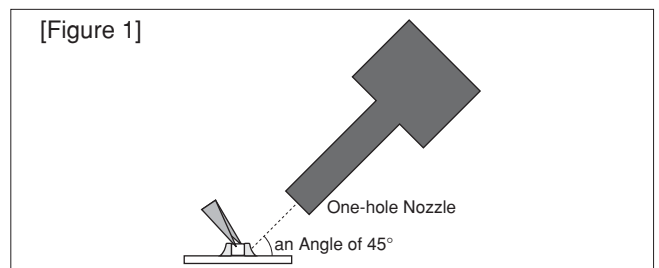
Table 3

Part Number	Temperature of Soldering Iron Tip	Preheating Temperature	Temperature Differential (ΔT)	Atmosphere
GJM/GQM/GR3/GRJ/GRM Series 03/15/18/21/31 sizes	350°C max.	150°C min.	$\Delta T \leq 190^\circ\text{C}$	Air
GRJ/GRM Series 32/43/55 sizes GQM Series 22 size	280°C max.	150°C min.	$\Delta T \leq 130^\circ\text{C}$	Air

*Applicable for both Pb-Sn and Lead Free Solder.
 Pb-Sn Solder: Sn-37Pb
 Lead Free Solder: Sn-3.0Ag-0.5Cu

Table 4

Distance	5mm or more
Hot Air Application Angle	45° *Figure 1
Hot Air Temperature Nozzle Outlet	400°C max.
Application Time	Less than 10 seconds (1206 (3216 in mm) size or smaller)
	Less than 30 seconds (1210 (3225 in mm) size or larger)



⚠Caution

☐ Continued from the preceding page.

- 3-2. A soldering iron with a tip of $\phi 3\text{mm}$ or smaller should be used. It is also necessary to keep the soldering iron from touching the components during the re-work.
- 3-3. Solder wire with $\phi 0.5\text{mm}$ or smaller is required for soldering.

<Applicable to KR3/KRM Series>

4. For the shape of the soldering iron tip, refer to the figure on the right.

Regarding the type of solder, use a wire diameter of $\phi 0.5\text{mm}$ or less (rosin core wire solder).

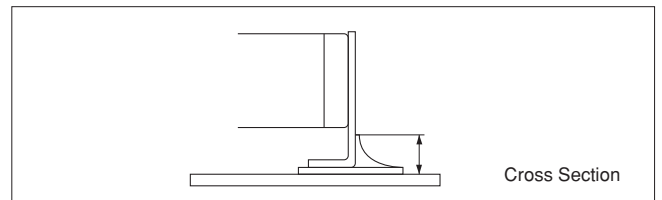
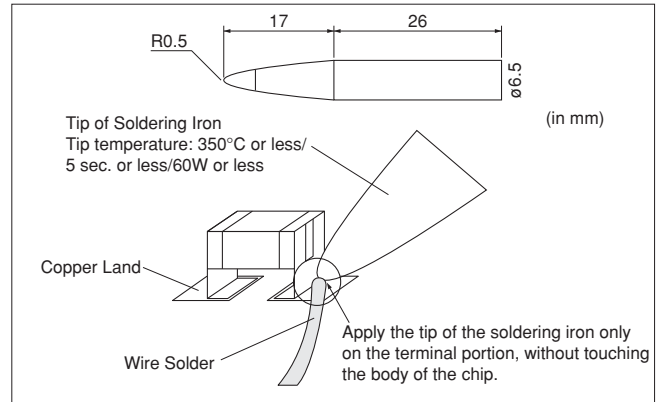
4-1. How to Apply the Soldering Iron

Apply the tip of the soldering iron against the lower end of the metal terminal.

- 1) In order to prevent cracking caused by sudden heating of the ceramic device, do not touch the ceramic base directly.
- 2) In order to prevent deviations and dislocating of the chip, do not touch the junction of the chip and the metal terminal, and the metal portion on the outside directly.

4-2. Appropriate Amount of Solder

The amount of solder for corrections by soldering iron, should be lower than the height of the lower side of the chip.



5. Washing

Excessive ultrasonic oscillation during cleaning can cause the PCBs to resonate, resulting in cracked chips or broken solder joints. Take note not to vibrate PCBs.

6. Electrical Test on Printed Circuit Board

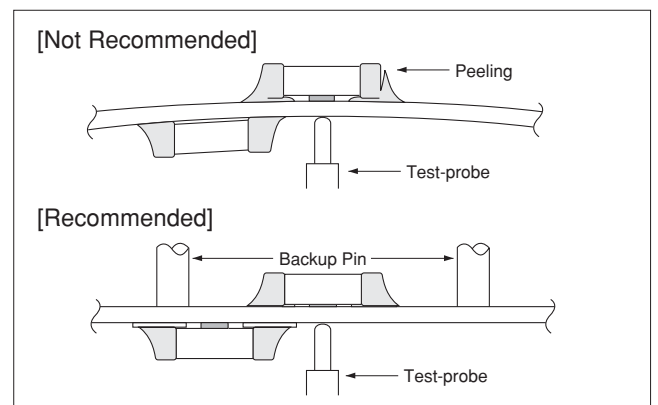
1. Confirm position of the backup pin or specific jig, when inspecting the electrical performance of a capacitor after mounting on the printed circuit board.

1-1. Avoid bending the printed circuit board by the pressure of a test-probe, etc.

The thrusting force of the test probe can flex the PCB, resulting in cracked chips or open solder joints.

Provide backup pins on the back side of the PCB to prevent warping or flexing. Install backup pins as close to the test-probe as possible.

1-2. Avoid vibration of the board by shock when a test-probe contacts a printed circuit board.



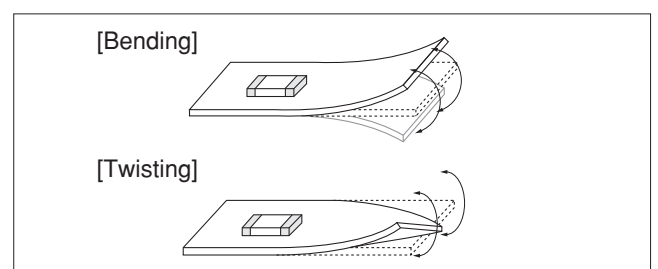
7. Printed Circuit Board Cropping

1. After mounting a capacitor on a printed circuit board, do not apply any stress to the capacitor that causes bending or twisting the board.

1-1. In cropping the board, the stress as shown at right may cause the capacitor to crack.

Cracked capacitors may cause deterioration of the insulation resistance, and result in a short.

Avoid this type of stress to a capacitor.



Continued on the following page. ↗

☐ Continued from the preceding page.

2. Check the cropping method for the printed circuit board in advance.

2-1. Printed circuit board cropping shall be carried out by using a jig or an apparatus (Disk separator, router type separator, etc.) to prevent the mechanical stress that can occur to the board.


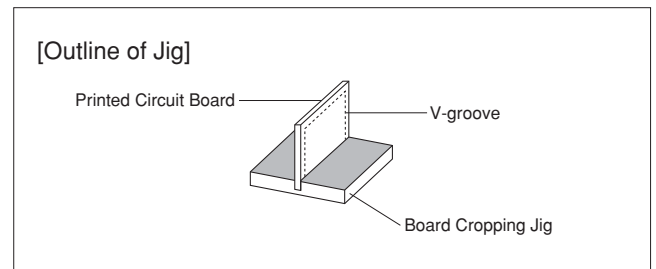
Board Separation Method	Hand Separation Nipper Separation	(1) Board Separation Jig	Board Separation Apparatus	
			(2) Disk Separator	(3) Router Type Separator
Level of stress on board	High	Medium	Medium	Low
Recommended	×	△*	△*	○
Notes	Hand and nipper separation apply a high level of stress. Use another method.	<ul style="list-style-type: none"> Board handling Board bending direction Layout of capacitors 	<ul style="list-style-type: none"> Board handling Layout of slits Design of V groove Arrangement of blades Controlling blade life 	Board handling

* When a board separation jig or disk separator is used, if the following precautions are not observed, a large board deflection stress will occur and the capacitors may crack. Use router type separator if at all possible.

(1) Example of a suitable jig

[In the case of Single-side Mounting]

An outline of the board separation jig is shown as follows. Recommended example: Stress on the component mounting position can be minimized by holding the portion close to the jig, and bend in the direction towards the side where the capacitors are mounted. Not recommended example: The risk of cracks occurring in the capacitors increases due to large stress being applied to the component mounting position, if the portion away from the jig is held and bent in the direction opposite the side where the capacitors are mounted.



[In the case of Double-sided Mounting]

Since components are mounted on both sides of the board, the risk of cracks occurring can not be avoided with the above method.

Therefore, implement the following measures to prevent stress from being applied to the components. (Measures)

- (1) Consider introducing a router type separator.
If it is difficult to introduce a router type separator, implement the following measures. (Refer to item 1. Mounting Position)
- (2) Mount the components parallel to the board separation surface.
- (3) When mounting components near the board separation point, add slits in the separation position near the component.
- (4) Keep the mounting position of the components away from the board separation point.

GRM Series
GJM Series
GMA Series
GMD Series
GQM Series
GRJ Series
GR3 Series
KRM Series
KR3 Series
LLA Series
LLL Series
LLM Series
LLR Series
⚠Caution

GRM Series
 GJM Series
 GMA Series
 GMD Series
 GQM Series
 GRJ Series
 GR3 Series
 KRM Series
 KR3 Series
 LLA Series
 LLL Series
 LLM Series
 LLR Series
 ⚠Caution

⚠Caution

Continued from the preceding page.

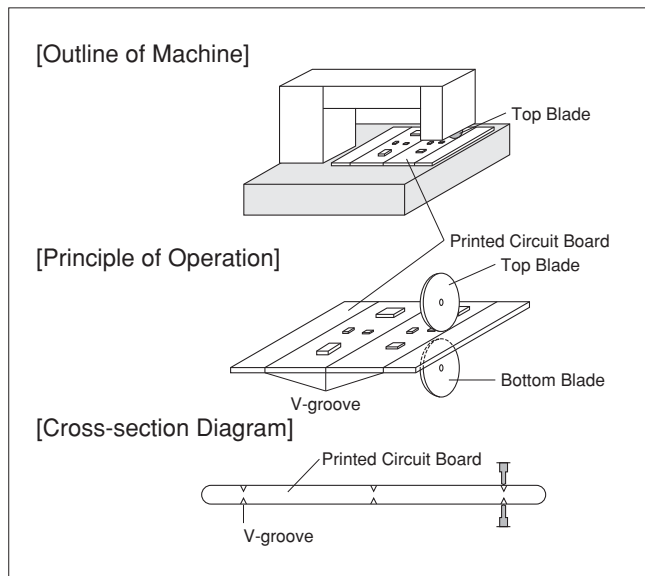
(2) Example of a Disk Separator

An outline of a disk separator is shown as follows. As shown in the Principle of Operation, the top blade and bottom blade are aligned with the V-grooves on the printed circuit board to separate the board.

In the following case, board deflection stress will be applied and cause cracks in the capacitors.

- (1) When the adjustment of the top and bottom blades are misaligned, such as deviating in the top-bottom, left-right or front-rear directions
- (2) The angle of the V groove is too low, depth of the V groove is too shallow, or the V groove is misaligned top-bottom

IF V groove is too deep, it is possible to brake when you handle and carry it. Carefully design depth of the V groove with consideration about strength of material of the printed circuit board.



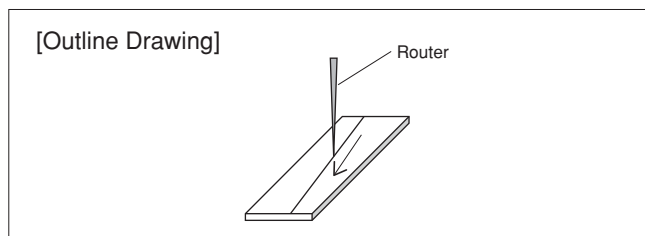
Recommended	Not Recommended		
	Top-bottom Misalignment	Left-right Misalignment	Front-rear Misalignment
<p>Top Blade</p> <p>Bottom Blade</p>	<p>Top Blade</p> <p>Bottom Blade</p>	<p>Top Blade</p> <p>Bottom Blade</p>	<p>Top Blade</p> <p>Bottom Blade</p>

Example of Recommended V-groove Design	Not Recommended			
	Left-right Misalignment	Low-Angle	Depth too Shallow	Depth too Deep

(3) Example of Router Type Separator

The router type separator performs cutting by a router rotating at a high speed. Since the board does not bend in the cutting process, stress on the board can be suppressed during board separation.

When attaching or removing boards to/from the router type separator, carefully handle the boards to prevent bending.



Continued on the following page. ↗

↳ Continued from the preceding page.

8. Assembly

1. Handling

If a board mounted with capacitors is held with one hand, the board may bend. Firmly hold the edges of the board with both hands when handling.

If a board mounted with capacitors is dropped, cracks may occur in the capacitors.

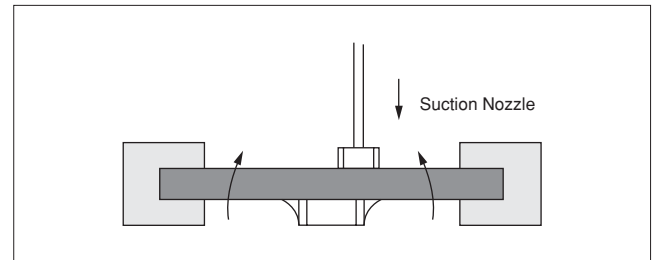
Do not use dropped boards, as there is a possibility that the quality of the capacitors may be impaired.

2. Attachment of Other Components

2-1. Mounting of Other Components

Pay attention to the following items, when mounting other components on the back side of the board after capacitors have been mounted on the opposite side. When the bottom dead point of the suction nozzle is set too low, board deflection stress may be applied to the capacitors on the back side (bottom side), and cracks may occur in the capacitors.

- After the board is straightened, set the bottom dead point of the nozzle on the upper surface of the board.
- Periodically check and adjust the bottom dead point.

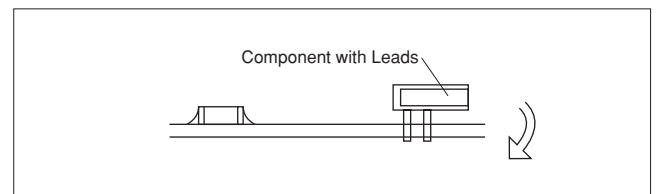


2-2. Inserting Components with Leads into Boards

When inserting components (transformers, IC, etc.) into boards, bending the board may cause cracks in the capacitors or cracks in the solder.

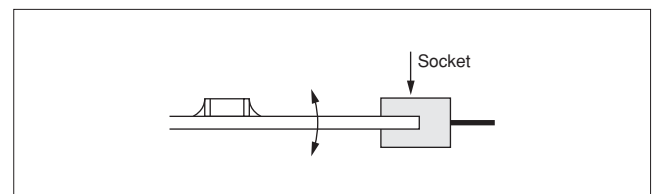
Pay attention to the following.

- Increase the size of the holes to insert the leads, to reduce the stress on the board during insertion.
- Fix the board with backup pins or a dedicated jig before insertion.
- Support below the board so that the board does not bend. When using multiple backup pins on the board, periodically confirm that there is no difference in the height of each backup pin.



2-3. Attaching/Removing Sockets

When the board itself is a connector, the board may bend when a socket is attached or removed. Plan the work so that the board does not bend when a socket is attached or removed.

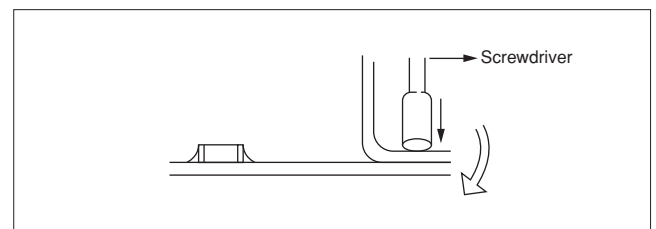


2-4. Tightening Screws

The board may be bent, when tightening screws, etc. during the attachment of the board to a shield or chassis.

Pay attention to the following items before performing the work.

- Plan the work to prevent the board from bending.
- Use a torque screwdriver, to prevent over-tightening of the screws.
- The board may bend after mounting by reflow soldering, etc. Please note, as stress may be applied to the chips by forcibly flattening the board when tightening the screws.



Continued on the following page. ↗

⚠Caution

☐ Continued from the preceding page.

<Applicable to GMA or GMD Series>

9. Die Bonding/Wire Bonding

1. Die Bonding of Capacitors

1-1. Use the following materials for the Brazing alloys:

Au-Sn (80/20) 300 to 320 °C in N₂ atmosphere

1-2. Mounting

- (1) Control the temperature of the substrate so it matches the temperature of the brazing alloy.
- (2) Place the brazing alloy on the substrate and place the capacitor on the alloy. Hold the capacitor and gently apply the load. Be sure to complete the operation within 1 minute.

2. Wire Bonding

2-1. Wire

Gold wire: 25 micro m (0.001 inch) diameter

2-2. Bonding

- (1) Thermo compression, ultrasonic ball bonding.
- (2) Required stage temperature: 150 to 200 °C
- (3) Required wedge or capillary weight: 0.2N to 0.5N
- (4) Bond the capacitor and base substrate or other devices with gold wire.

■ Other

1. Under Operation of Equipment

- 1-1. Do not touch a capacitor directly with bare hands during operation in order to avoid the danger of an electric shock.
- 1-2. Do not allow the terminals of a capacitor to come in contact with any conductive objects (short-circuit). Do not expose a capacitor to a conductive liquid, including any acid or alkali solutions.
- 1-3. Confirm the environment in which the equipment will operate is under the specified conditions. Do not use the equipment under the following environments.
 - (1) Being spattered with water or oil.
 - (2) Being exposed to direct sunlight.
 - (3) Being exposed to ozone, ultraviolet rays, or radiation.
 - (4) Being exposed to toxic gas (e.g., hydrogen sulfide, sulfur dioxide, chlorine, ammonia gas, etc.)
 - (5) Any vibrations or mechanical shocks exceeding the specified limits.
 - (6) Moisture condensing environments.
- 1-4. Use damp proof countermeasures if using under any conditions that can cause condensation.

2. Other

- 2-1. In an Emergency
 - (1) If the equipment should generate smoke, fire, or smell, immediately turn off or unplug the equipment. If the equipment is not turned off or unplugged, the hazards may be worsened by supplying continuous power.
 - (2) In this type of situation, do not allow face and hands to come in contact with the capacitor or burns may be caused by the capacitor's high temperature.

2-2. Disposal of Waste

When capacitors are disposed of, they must be burned or buried by an industrial waste vendor with the appropriate licenses.

2-3. Circuit Design

- (1) Addition of Fail Safe Function
Capacitors that are cracked by dropping or bending of the board may cause deterioration of the insulation resistance, and result in a short. If the circuit being used may cause an electrical shock, smoke or fire when a capacitor is shorted, be sure to install fail-safe functions, such as a fuse, to prevent secondary accidents.
- (2) Capacitors used to prevent electromagnetic interference in the primary AC side circuit, or as a connection/insulation, must be a safety standard certified product, or satisfy the contents stipulated in the Electrical Appliance and Material Safety Law. Install a fuse for each line in case of a short.
- (3) The GJM, GMA, GMD, GQM, GR3, GRJ, GRM, KR3, KRM, LLA, LLL, LLM and LLR series are not safety standard certified products.

2-4. Remarks

Failure to follow the cautions may result, worst case, in a short circuit and smoking when the product is used.

The above notices are for standard applications and conditions. Contact us when the products are used in special mounting conditions.

Select optimum conditions for operation as they determine the reliability of the product after assembly. The data herein are given in typical values, not guaranteed ratings.

■ Rating

1. Operating Temperature

1. The operating temperature limit depends on the capacitor.

1-1. Do not apply temperatures exceeding the upper operating temperature.

It is necessary to select a capacitor with a suitable rated temperature that will cover the operating temperature range.

It is also necessary to consider the temperature distribution in equipment and the seasonal temperature variable factor.

1-2. Consider the self-heating factor of the capacitor.

The surface temperature of the capacitor shall be the upper operating temperature or less when including the self-heating factors.

2. Atmosphere Surroundings (gaseous and liquid)

1. Restriction on the operating environment of capacitors.

1-1. Capacitors, when used in the above, unsuitable,

operating environments may deteriorate due to the corrosion of the terminations and the penetration of moisture into the capacitor.

1-2. The same phenomenon as the above may occur when the electrodes or terminals of the capacitor are subject to moisture condensation.

1-3. The deterioration of characteristics and insulation resistance due to the oxidization or corrosion of terminal electrodes may result in breakdown when the capacitor is exposed to corrosive or volatile gases or solvents for long periods of time.

3. Piezo-electric Phenomenon

1. When using high dielectric constant type capacitors in AC or pulse circuits, the capacitor itself vibrates at specific frequencies and noise may be generated. Moreover, when the mechanical vibration or shock is added to the capacitor, noise may occur.

■ Soldering and Mounting

1. PCB Design

1. Notice for Pattern Forms

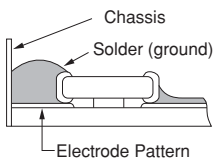
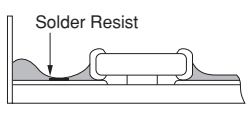
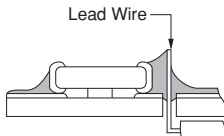
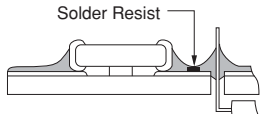
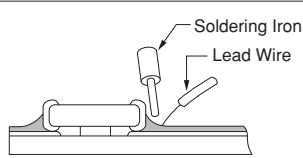
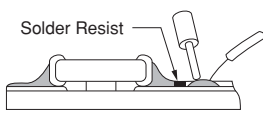
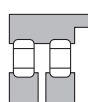
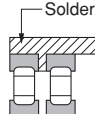
1-1. Unlike leaded components, chip components are susceptible to flexing stresses since they are mounted directly on the substrate.

They are also more sensitive to mechanical and thermal stresses than leaded components.

Excess solder fillet height can multiply these stresses and cause chip cracking. When designing substrates, take land patterns and dimensions into consideration to eliminate the possibility of excess solder fillet height.

1-2. There is a possibility of chip cracking caused by PCB expansion/contraction with heat, because stress on a chip is different depending on PCB material and structure. When the thermal expansion coefficient greatly differs between the board used for mounting and the chip, it will cause cracking of the chip due to the thermal expansion and contraction. When capacitors are mounted on a fluorine resin printed circuit board or on a single-layered glass epoxy board, it may also cause cracking of the chip for the same reason.

Pattern Forms

	Prohibited	Correct
Placing Close to Chassis		
Placing of Chip Components and Leaded Components		
Placing of Leaded Components after Chip Component		
Lateral Mounting		

Continued on the following page. ↗

Notice

☐ Continued from the preceding page.

2. Land Dimensions

2-1. Chip capacitors can be cracked due to the stress of PCB bending, etc. if the land area is larger than needed and has an excess amount of solder. Please refer to the land dimensions in table 1 for flow soldering, table 2 for reflow soldering, table 3 for reflow soldering for LLA Series, table 4 for reflow soldering for LLM Series. Please confirm the suitable land dimension by evaluating of the actual SET / PCB.

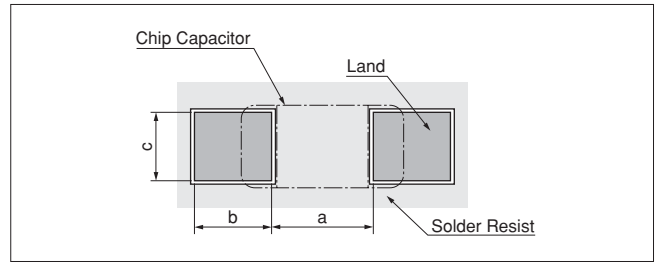


Table 1 Flow Soldering Method

Part Number	Dimensions	Chip (L×W)	a	b	c
GQM/GR3/GRJ/GRM Series 18 size		1.6×0.8	0.6 to 1.0	0.8 to 0.9	0.6 to 0.8
GQM/GR3/GRJ/GRM Series 21 size		2.0×1.25	1.0 to 1.2	0.9 to 1.0	0.8 to 1.1
GR3/GRJ/GRM Series 31 size		3.2×1.6	2.2 to 2.6	1.0 to 1.1	1.0 to 1.4
LLL Series 21 size		1.25×2.0	0.4 to 0.7	0.5 to 0.7	1.4 to 1.8
LLL Series 31 size		1.6×3.2	0.6 to 1.0	0.8 to 0.9	2.6 to 2.8

Flow soldering can only be used for products with a chip size from 1.6x0.8mm to 3.2x1.6mm.

(in mm)

Table 2 Reflow Soldering Method

Part Number	Dimensions	Chip (L×W)	a	b	c
GJM/GRM Series 02 size		0.4×0.2	0.16 to 0.2	0.12 to 0.18	0.2 to 0.23
GJM/GRM Series 03 size		0.6×0.3	0.2 to 0.3	0.2 to 0.35	0.2 to 0.4
GJM/GRM Series 15 size		1.0×0.5 (within ±0.10)	0.3 to 0.5	0.35 to 0.45	0.4 to 0.6
		1.0×0.5 (±0.15/±0.20)	0.4 to 0.6	0.4 to 0.5	0.5 to 0.7
GQM/GR3/GRJ/GRM Series 18 size		1.6×0.8 (within ±0.10)	0.6 to 0.8	0.6 to 0.7	0.6 to 0.8
		1.6×0.8 (±0.15/±0.20)	0.7 to 0.9	0.7 to 0.8	0.8 to 1.0
GQM Series 21 size		2.0×1.25	1.0 to 1.2	0.6 to 0.7	0.8 to 1.1
		2.0×1.25 (within ±0.10)	1.2	0.6	1.25
GR3/GRJ/GRM Series 21 size		2.0×1.25 (±0.15)	1.2	0.6 to 0.8	1.2 to 1.4
		2.0×1.25 (±0.20)	1.0 to 1.4	0.6 to 0.8	1.2 to 1.4
		3.2×1.6 (within ±0.20)	1.8 to 2.0	0.9 to 1.2	1.5 to 1.7
GR3/GRJ/GRM Series 31 size		3.2×1.6 (±0.30)	1.9 to 2.1	1.0 to 1.3	1.7 to 1.9
		3.2×2.5	2.0 to 2.4	1.0 to 1.2	1.8 to 2.3
GR3/GRJ/GRM Series 43 size		4.5×3.2	3.0 to 3.5	1.2 to 1.4	2.3 to 3.0
GR3/GRJ/GRM Series 55 size		5.7×5.0	4.0 to 4.6	1.4 to 1.6	3.5 to 4.8
LLL Series 15 size		0.5×1.0	0.15 to 0.2	0.2 to 0.25	0.7 to 1.0
LLL Series 1U size		0.6×1.0	0.20 to 0.25	0.25 to 0.35	0.7 to 1.0
LLL/LLR Series 18 size		0.8×1.6	0.2 to 0.3	0.3 to 0.4	1.4 to 1.6
LLL Series 21 size		1.25×2.0	0.4 to 0.5	0.4 to 0.5	1.4 to 1.8
LLL Series 31 size		1.6×3.2	0.6 to 0.8	0.6 to 0.7	2.6 to 2.8
GQM Series 22 size		2.8×2.8	2.2 to 2.5	0.8 to 1.0	1.9 to 2.3

(in mm)

<Applicable to Part Number KR3/KRM>

Part Number	Dimensions	Chip (L×W)	a	b	c
KRM Series 21 size		2.0×1.25	1.0 to 1.2	0.6 to 0.7	0.8 to 1.1
KRM Series 31 size		3.2×1.6	2.2 to 2.4	0.8 to 0.9	1.0 to 1.4
KR3/KRM Series 55 size		5.7×5.0	2.6	2.7	5.6

(in mm)

Continued on the following page. ☐

Continued from the preceding page.

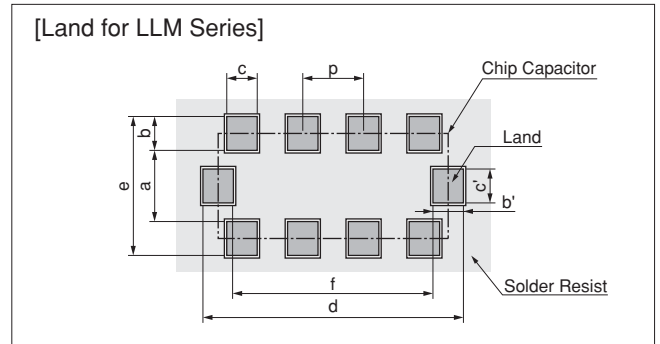
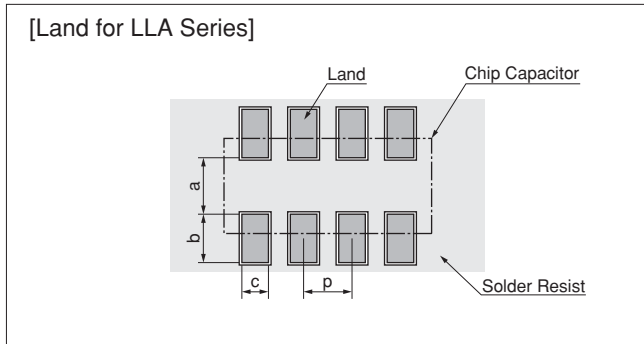


Table 3 LLA Series Reflow Soldering Method

Part Number	Dimensions	Chip (L×W)	a	b	c	p
LLA Series 18 size		1.6×0.8	0.3 to 0.4	0.25 to 0.35	0.15 to 0.25	0.4
LLA Series 21 size		2.0×1.25	0.5 to 0.7	0.35 to 0.6	0.2 to 0.3	0.5
LLA Series 31 size		3.2×1.6	0.7 to 0.9	0.4 to 0.7	0.3 to 0.4	0.8

(in mm)

Table 4 LLM Series Reflow Soldering Method

Part Number	Dimensions	Chip (L×W)	a	b, b'	c, c'	d	e	f	p
LLM Series 21 size		2.0×1.25	0.6 to 0.8	(0.3 to 0.5)	0.3	2.0 to 2.6	1.3 to 1.8	1.4 to 1.6	0.5
LLM Series 31 size		3.2×1.6	1.0	(0.3 to 0.5)	0.4	3.2 to 3.6	1.6 to 2.0	2.6	0.8

$$b=(c-e)/2, b'=(d-f)/2$$

(in mm)

<Applicable to beyond Rated Voltage of 250VDC>

2-2. Dimensions of Slit (Example)

Preparing the slit helps flux cleaning and resin coating on the back of the capacitor.

However, the length of the slit design should be as short as possible to prevent mechanical damage in the capacitor.

A longer slit design might receive more severe mechanical stress from the PCB.

Recommended slit design is shown in the Table.

L×W	d	e
1.6×0.8	—	—
2.0×1.25	—	—
3.2×1.6	1.0 to 2.0	3.2 to 3.7
3.2×2.5	1.0 to 2.0	4.1 to 4.6
4.5×2.0	1.0 to 2.8	3.6 to 4.1
4.5×3.2	1.0 to 2.8	4.8 to 5.3
5.7×2.8	1.0 to 4.0	4.4 to 4.9
5.7×5.0	1.0 to 4.0	6.6 to 7.1

(in mm)

Continued on the following page. ↗

GRM Series
 GJM Series
 GMA Series
 GMD Series
 GQM Series
 GRJ Series
 GR3 Series
 KRM Series
 KR3 Series
 LLA Series
 LLL Series
 LLM Series
 LLR Series
 Notice

Notice

☐ Continued from the preceding page.

3. Board Design

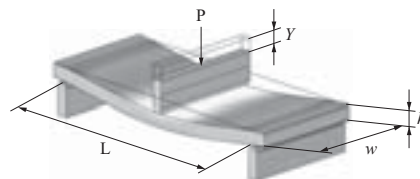
When designing the board, keep in mind that the amount of strain which occurs will increase depending on the size and material of the board.

[Relationship with amount of strain to the board thickness, length, width, etc.]

$$\epsilon = \frac{3PL}{2Ewh^2}$$

Relationship between load and strain

- ε: Strain on center of board (μst)
- L: Distance between supporting points (mm)
- w: Board width (mm)
- h: Board thickness (mm)
- E: Elastic modulus of board (N/m²=Pa)
- Y: Deflection (mm)
- P: Load (N)



- When the load is constant, the following relationship can be established.
- As the distance between the supporting points (L) increases, the amount of strain also increases.
→Reduce the distance between the supporting points.
 - As the elastic modulus (E) decreases, the amount of strain increases.
→Increase the elastic modulus.
 - As the board width (w) decreases, the amount of strain increases.
→Increase the width of the board.
 - As the board thickness (h) decreases, the amount of strain increases.
→Increase the thickness of the board.
- Since the board thickness is squared, the effect on the amount of strain becomes even greater.

2. Adhesive Application

1. Thin or insufficient adhesive can cause the chips to loosen or become disconnected during flow soldering. The amount of adhesive must be more than dimension c, shown in the drawing at right, to obtain the correct bonding strength.

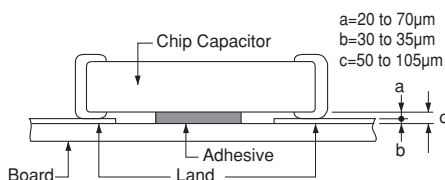
The chip's electrode thickness and land thickness must also be taken into consideration.

2. Low viscosity adhesive can cause chips to slip after mounting. The adhesive must have a viscosity of 5000Pa · s (500ps) min. (at 25°C).

3. Adhesive Coverage

Size (L×W) (in mm)	Adhesive Coverage*
1.6×0.8	0.05mg min.
2.0×1.25	0.1mg min.
3.2×1.6	0.15mg min.

*Nominal Value



3. Adhesive Curing

1. Insufficient curing of the adhesive can cause chips to disconnect during flow soldering and causes deterioration in the insulation resistance between the outer electrodes due to moisture absorption.

Control curing temperature and time in order to prevent insufficient hardening.

Continued on the following page. ☐

☐ Continued from the preceding page.

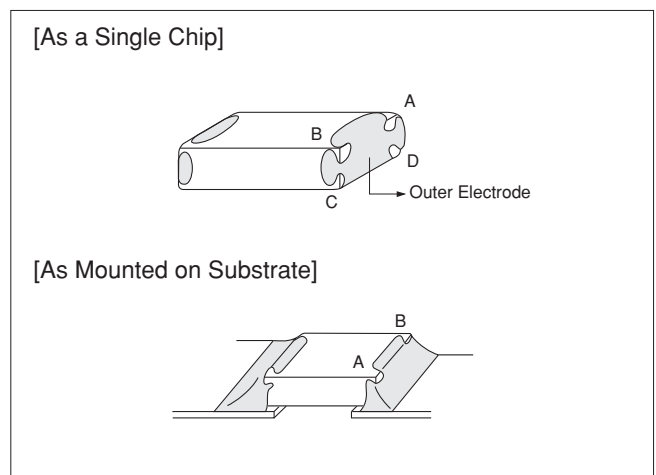
4. Flux for Reflow and Flow Soldering

1. An excessive amount of flux generates a large quantity of flux gas, which can cause a deterioration of solder ability, so apply flux thinly and evenly throughout. (A foaming system is generally used for flow soldering.)
2. Flux containing too high a percentage of halide may cause corrosion of the outer electrodes unless there is sufficient cleaning. Use flux with a halide content of 0.1% max.

5. Flow Soldering

- Set temperature and time to ensure that leaching of the outer electrode does not exceed 25% of the chip end area as a single chip (full length of the edge A-B-C-D shown at right) and 25% of the length A-B shown as mounted on substrate.

3. Do not use strong acidic flux.
4. Do not use water-soluble flux.*
(*Water-soluble flux can be defined as non-rosin type flux including wash-type flux and non-wash-type flux.)



6. Washing

1. Please evaluate the capacitor using actual cleaning equipment and conditions to confirm the quality, and select the solvent for cleaning.
2. Unsuitable cleaning solvent may leave residual flux or other foreign substances, causing deterioration of electrical characteristics and the reliability of the capacitors.

3. Select the proper cleaning conditions.
3-1. Improper cleaning conditions (excessive or insufficient) may result in deterioration of the performance of the capacitors.

7. Coating

1. A crack may be caused in the capacitor due to the stress of the thermal contraction of the resin during curing process.
The stress is affected by the amount of resin and curing contraction.
Select a resin with low curing contraction.
The difference in the thermal expansion coefficient between a coating resin or a molding resin and the capacitor may cause the destruction and deterioration of the capacitor such as a crack or peeling, and lead to the deterioration of insulation resistance or dielectric breakdown.
Select a resin for which the thermal expansion coefficient is as close to that of the capacitor as possible.
A silicone resin can be used as an under-coating to buffer against the stress.

2. Select a resin that is less hygroscopic.
Using hygroscopic resins under high humidity conditions may cause the deterioration of the insulation resistance of a capacitor.
An epoxy resin can be used as a less hygroscopic resin.

Continued on the following page. ↗

Notice

☐ Continued from the preceding page.

■ Other

1. Transportation

1. The performance of a capacitor may be affected by the conditions during transportation.

1-1. The capacitors shall be protected against excessive temperature, humidity, and mechanical force during transportation.

(1) Climatic condition

- low air temperature: -40°C
- change of temperature air/air: -25°C/+25°C
- low air pressure: 30 kPa
- change of air pressure: 6 kPa/min.

(2) Mechanical condition

Transportation shall be done in such a way that the boxes are not deformed and forces are not directly passed on to the inner packaging.

1-2. Do not apply excessive vibration, shock, or pressure to the capacitor.

(1) When excessive mechanical shock or pressure is applied to a capacitor, chipping or cracking may occur in the ceramic body of the capacitor.

(2) When the sharp edge of an air driver, a soldering iron, tweezers, a chassis, etc. impacts strongly on the surface of the capacitor, the capacitor may crack and short-circuit.

1-3. Do not use a capacitor to which excessive shock was applied by dropping, etc.

A capacitor dropped accidentally during processing may be damaged.

2. Characteristics Evaluation in the Actual System

1. Evaluate the capacitor in the actual system, to confirm that there is no problem with the performance and specification values in a finished product before using.

2. Since a voltage dependency and temperature dependency exists in the capacitance of high dielectric type ceramic capacitors, the capacitance may change depending on the operating conditions in the actual system. Therefore, be sure to evaluate the various characteristics, such as the leakage current and noise absorptivity, which will affect the capacitance value of the capacitor.

3. In addition, voltages exceeding the predetermined surge may be applied to the capacitor by the inductance in the actual system. Evaluate the surge resistance in the actual system as required.

GRM Series

GJM Series

GMA Series

GMD Series

GQM Series

GRJ Series

GR3 Series

KRM Series

KR3 Series

LLA Series

LLL Series

LLM Series

LLR Series

Notice

Qualified Standards

The products listed here have been produced by ISO 9001 certified factory.

Plant
Fukui Murata Mfg. Co., Ltd.
Izumo Murata Mfg. Co., Ltd.
Okayama Murata Mfg. Co., Ltd.
Murata Electronics Singapore (Pte.) Ltd.
Beijing Murata Electronics Co., Ltd.
Wuxi Murata Electronics Co., Ltd.

Design assistant tool: SimSurfing SimSurfing

MLCC is now available !

Design assistant tool "SimSurfing" has been updated and you can now find and view any kind of characteristics of MLCCs.

Available function for MLCCs:

- ① Products search
- ② View frequency characteristics (S parameters, Z, R, X, Q, DF, L, C)
 DC bias can be applied to available part number.
- ③ DC voltage bias characteristics (absolute capacitance/change rate)
- ④ Temperature characteristics (absolute capacitance/change rate)
- ⑤ AC voltage bias characteristics (absolute capacitance/change rate)
- ⑥ Download SPICE netlist/S parameter



If you register members only engineers portal site "my Murata", you can use the Enhanced SimSurfing.

Member Registration
<https://my.murata.com/>

1 Select the Products

- (1) By part number
- (2) By specification

2 View characteristics

By clicking buttons in this area with part number selected, you can view any electrical characteristics chart.

3 Data download

You can download SPICE netlist and S parameter files (S2P)



Added the capacitor finder tool for middle and high voltage capacitor which are capable for specified voltage waveform.

These images are captured at August/2014. Be sure that this software will be updated frequently.

<http://ds.murata.com/software/simsurfing/en-us/mlcc/>

Capacitor Website Introduction



Search for Capacitors

Global

Murata capacitors can be searched.

1 Search by part number

2 Search by specifications

3 Search by features

4 Search in the lineups

5 Cross reference

1 Search by part number <http://psearch.murata.com/capacitor/partnumber/>



The applicable capacitors can be searched by alphanumeric characters. Although the alternative symbol "#" is used for the package specification code, you can also enter the full package specification code to search the part number including the package specification code.

2 Search by specifications <http://psearch.murata.com/capacitor/spec/>

Capacitors can be searched by various specifications, such as the capacitance, rated voltage, and temperature characteristics.

Basic specifications

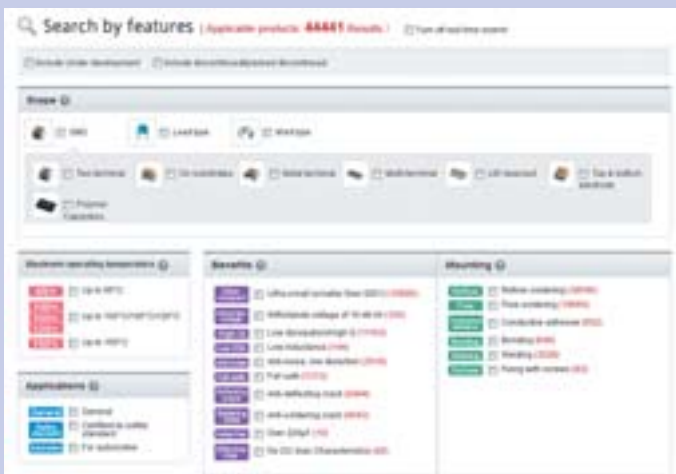
Applicable products can be searched by any value and specified range. To support the entry, the minimum and maximum values of the product applicable to the conditions selected in the other items will be displayed.

Add detailed specifications

Setting the conditions particular to the SMD, mold and lead, enables you to search the product with a more detailed specification.



3 Search by features <http://psearch.murata.com/capacitor/feature/>



The applicable capacitors can be searched by the Shape, Maximum operating temperature, Applications, Benefits, and Mounting.

Select the conditions of the following items to search for a product.

- "Shape"
- "Maximum operating temperature"
- "Applications"
- "Benefits"
- "Mounting"

4 Search in the lineups <http://psearch.murata.com/capacitor/lineup/>


Capacitors applicable to the conditions can be searched from the lineup of each series.

The features and applications of the series can also be checked in the Series page.

Capacitance chart in Series page



5 Cross reference <http://cross-reference.murata.com/capacitor/crossreference/index.cfm>



The Murata part number applicable to the assumed specification can be searched by the competitor's part number of the chip monolithic ceramic capacitors.

[Search result]

Applicable products 29752 results

The number of cases applicable to the current search conditions is always displayed in real time.

Click each search condition button to display the menu. The search results will change in real time with the selected conditions.

Clicking the "Current search conditions" opens a menu, and the current narrowed down conditions can be checked.

The results can be sorted by clicking the ▲ button of the search results items.

Clicking the product name opens the details page, and more detailed information can be acquired.

A simple specification sheet can be downloaded without opening the details page.

The icons clearly indicate the status and the features of the product.

Global Locations

For details please visit www.murata.com



⚠ Note

1 Export Control

For customers outside Japan:

No Murata products should be used or sold, through any channels, for use in the design, development, production, utilization, maintenance or operation of, or otherwise contribution to (1) any weapons (Weapons of Mass Destruction [nuclear, chemical or biological weapons or missiles] or conventional weapons) or (2) goods or systems specially designed or intended for military end-use or utilization by military end-users.

For customers in Japan:

For products which are controlled items subject to the "Foreign Exchange and Foreign Trade Law" of Japan, the export license specified by the law is required for export.

2 Please contact our sales representatives or product engineers before using the products in this catalog for the applications listed below, which require especially high reliability for the prevention of defects which might directly damage a third party's life, body or property, or when one of our products is intended for use in applications other than those specified in this catalog.

- ① Aircraft equipment
- ② Aerospace equipment
- ③ Undersea equipment
- ④ Power plant equipment
- ⑤ Medical equipment
- ⑥ Transportation equipment (vehicles, trains, ships, etc.)
- ⑦ Traffic signal equipment
- ⑧ Disaster prevention / crime prevention equipment
- ⑨ Data-processing equipment
- ⑩ Application of similar complexity and/or reliability requirements to the applications listed above

3 Product specifications in this catalog are as of August 2014. They are subject to change or our products in it may be discontinued without advance notice. Please check with our sales representatives or product engineers before ordering. If there are any questions, please contact our sales representatives or product engineers.

4 Please read rating and ⚠CAUTION (for storage, operating, rating, soldering, mounting and handling) in this catalog to prevent smoking and/or burning, etc.

5 This catalog has only typical specifications. Therefore, please approve our product specifications or transact the approval sheet for product specifications before ordering.

6 Please note that unless otherwise specified, we shall assume no responsibility whatsoever for any conflict or dispute that may occur in connection with the effect of our and/or a third party's intellectual property rights and other related rights in consideration of your use of our products and/or information described or contained in our catalogs. In this connection, no representation shall be made to the effect that any third parties are authorized to use the rights mentioned above under licenses without our consent.

7 No ozone depleting substances (ODS) under the Montreal Protocol are used in our manufacturing process.

Murata Manufacturing Co., Ltd.

www.murata.com

muRata
INNOVATOR IN ELECTRONICS