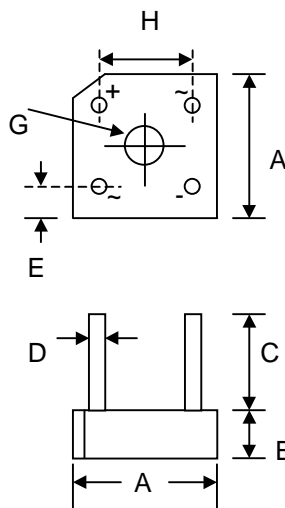


Features

- Diffused Junction
- High Current Capability
- High Case Dielectric Strength
- High Surge Current Capability
- Ideal for Printed Circuit Board Application
- Plastic Material has Underwriters Laboratory Flammability Classification 94V-O
- UL Recognized File # E157705

Mechanical Data

- Case: Molded Plastic
- Terminals: Plated Leads Solderable per MIL-STD-202, Method 208
- Polarity: Marked on Body
- Weight: 3.8 grams (approx.)
- Mounting Position: Through Hole for #6 Screw
- Mounting Torque: 5.0 Inch-pounds Maximum
- Marking: Type Number



KBPC-3		
Dim	Min	Max
A	14.73	15.75
B	5.84	6.86
C	19.00	—
D	0.70 Ø Typical	
E	1.70	2.72
G	Hole for #6 screw	
	3.60	4.00
H	10.30	11.30
All Dimensions in mm		

Maximum Ratings and Electrical Characteristics @T_A=25°C unless otherwise specified

Single Phase, half wave, 60Hz, resistive or inductive load.

For capacitive load, derate current by 20%.

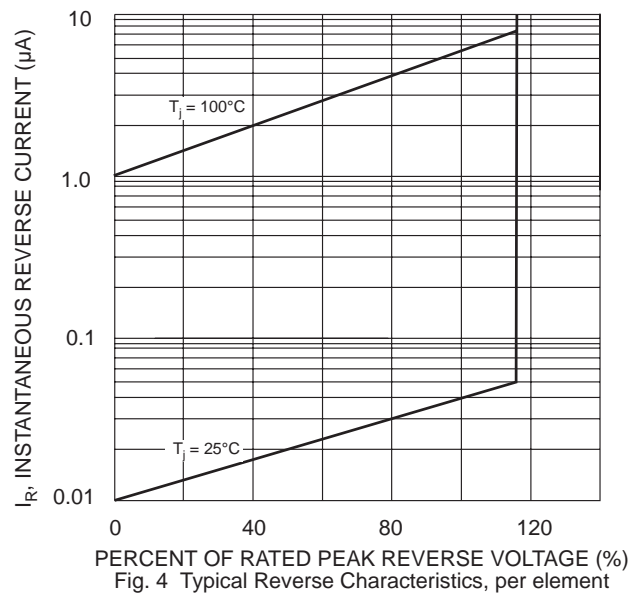
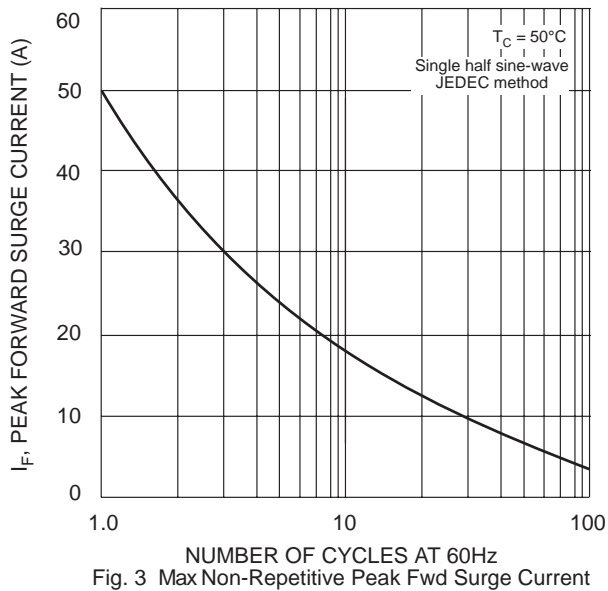
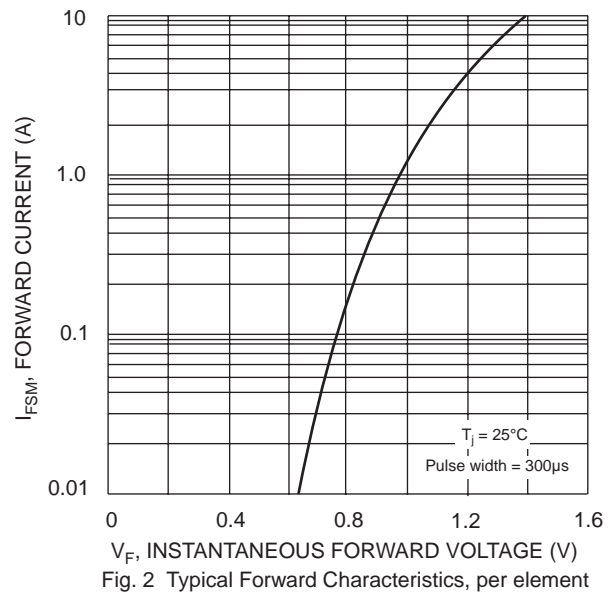
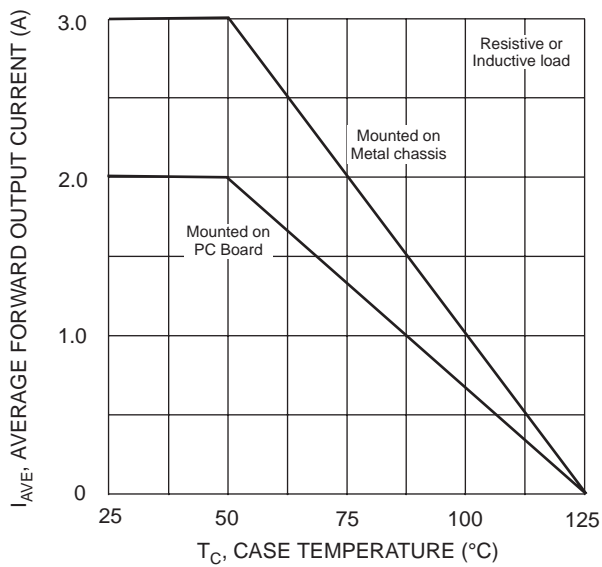
Characteristic	Symbol	KBPC 300	KBPC 301	KBPC 302	KBPC 304	KBPC 306	KBPC 308	KBPC 310	Unit
Peak Repetitive Reverse Voltage Working Peak Reverse Voltage DC Blocking Voltage	V _{RRM} V _{RWM} V _R	50	100	200	400	600	800	1000	V
RMS Reverse Voltage	V _{R(RMS)}	35	70	140	280	420	560	700	V
Average Rectified Output Current (Note 1) @T _C = 50°C	I _O	3.0							A
Non-Repetitive Peak Forward Surge Current 8.3ms Single half sine-wave superimposed on rated load (JEDEC Method)	I _{FSM}	50							A
Forward Voltage (per element) @I _F = 1.5A	V _{FM}	1.2							V
Peak Reverse Current @T _C = 25°C At Rated DC Blocking Voltage @T _C = 100°C	I _R	10 1.0							µA mA
I ² t Rating for Fusing (t<8.3ms) (Note 2)	I ² _t	10							A ² s
Typical Junction Capacitance (Note 3)	C _j	55							pF
Typical Thermal Resistance (Note 4)	R _{θJC}	25							K/W
Operating and Storage Temperature Range	T _j , T _{STG}	-65 to +125							°C

Note: 1. Mounted on metal chassis.

2. Non-repetitive, for t > 1ms and < 8.3ms.

3. Measured at 1.0 MHz and applied reverse voltage of 4.0V D.C.

4. Thermal resistance junction to case per element.



ORDERING INFORMATION

Product No.	Package Type	Shipping Quantity
KBPC300	Square Bridge	200 Units/Box
KBPC301	Square Bridge	200 Units/Box
KBPC302	Square Bridge	200 Units/Box
KBPC304	Square Bridge	200 Units/Box
KBPC306	Square Bridge	200 Units/Box
KBPC308	Square Bridge	200 Units/Box
KBPC310	Square Bridge	200 Units/Box

Shipping quantity given is for minimum packing quantity only. For minimum order quantity, please consult the Sales Department.

Won-Top Electronics Co., Ltd (WTE) has checked all information carefully and believes it to be correct and accurate. However, WTE cannot assume any responsibility for inaccuracies. Furthermore, this information does not give the purchaser of semiconductor devices any license under patent rights to manufacturer. WTE reserves the right to change any or all information herein without further notice.

WARNING: DO NOT USE IN LIFE SUPPORT EQUIPMENT. WTE power semiconductor products are not authorized for use as critical components in life support devices or systems without the express written approval.

Won-Top Electronics Co., Ltd.

No. 44 Yu Kang North 3rd Road, Chine Chen Dist., Kaohsiung, Taiwan

Phone: 886-7-822-5408 or 886-7-822-5410

Fax: 886-7-822-5417

Email: sales@wontop.com

Internet: <http://www.wontop.com>

We power your everyday.