THIS DRAWING IS UNPUBLISHED. RELEASED FOR PUBLICATION -,- .
© COPYRIGHT - BY TYCO ELECTRONICS CORPORATION. ALL RIGHTS RESERVED.

LOC	DIST
AD	00

REVISIONS

P	LTR	DESCRIPTION	DATE	DWN	APVD
	A	DRAWING CREATED	28NOV05	MKC	–

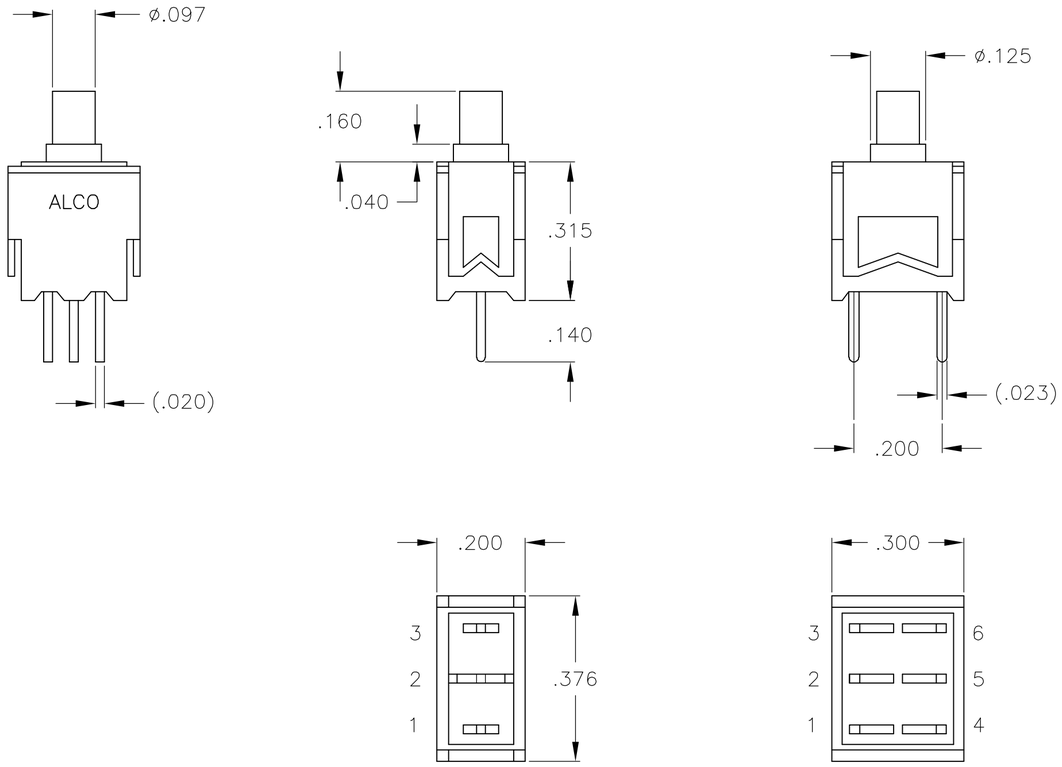

SINGLE POLE DOUBLE POLE

NOTES:

1. TERMINAL NUMBERS ARE FOR REFERENCE ONLY AND DO NOT APPEAR ON SWITCHES.
2. ALL MATERIALS AND FINISHES SHALL COMPLY WITH EU DIRECTIVE 2003/95/EC OF 27JAN2003 (ROHS).

MATERIALS		
COMPONENT NAME	BASE MATERIAL	FINISH
HOUSING	PBT, UL94 V-0, GRAY	
FRAME	BRASS	NICKEL
BUTTON	PBT, UL94 HB, BLACK	
MOVABLE CONTACT	PHOSPHOR BRONZE	GOLD OVER NICKEL
TERMINAL (CONTACT AREA)	PHOSPHOR BRONZE	GOLD OVER NICKEL
TERMINAL (SOLDER AREA)	PHOSPHOR BRONZE	GOLD OVER NICKEL

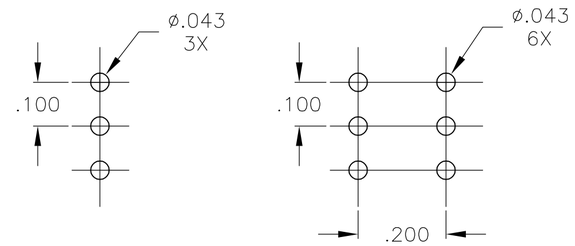

PCB LAYOUTS

SPECIFICATIONS	
CURRENT RATING, MAX.	50mA @ 48 VDC OR PEAK AC (2.4VA)
CURRENT RATING, MIN.	1µA @ 20 VDC OR PEAK AC (.02VA)
TERMINATION RESISTANCE	50 MILLIOHMS MAX AT 1.5mA 200µVAC
INSULATION RESISTANCE	1000 MEGOHMS MIN @ 500 VDC
DIELECTRIC WITHSTANDING VOLTAGE	500 V RMS AT SEA LEVEL
OPERATING TEMPERATURE	-20°C to +85°C
STORAGE TEMPERATURE	-40°C to +85°C
PLUNGER TRAVEL	.047±.010
ELECTRICAL LIFE	
50mA @ 48 VDC OR PEAK AC	10,000 CYCLES
1µA @ 20 VDC OR PEAK AC	50,000 CYCLES
.4VA MAX @ 20 VDC OR PEAK AC	

TERMINALS CONNECTED		FUNCTION		ACTUATOR LENGTH	TERMINAL	THROWS	POLES	ALCO P/N	TYCO P/N
1-2,4-5	2-3,5-6	(ON)	ON	.120	PC	2	2	APA2RGPC04	1825173-5
2-1	2-3	(ON)	ON	.120	PC	2	1	APA1FGPC04	1825173-3
1-3	OFF	(ON)	OFF	.120	PC	1	1	APA1CGPC04	1825173-2
OFF	1-3	(OFF)	ON	.120	PC	1	1	APA1BGPC04	1825173-1

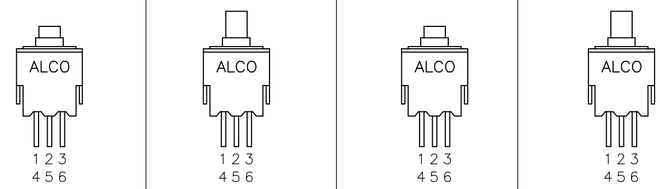

THIS DRAWING IS A CONTROLLED DOCUMENT.

DIMENSIONS: INCHES

TOLERANCES UNLESS OTHERWISE SPECIFIED:
0 PLC ± –
1 PLC ± –
2 PLC ± –
3 PLC ± .010
4 PLC ± –
ANGLES ± 3°

MATERIAL –
FINISH –

DWN MOHAN 28NOV05
CHK –
APVD –
PRODUCT SPEC –
APPLICATION SPEC –
WEIGHT –

tyco Electronics
Tyco Electronics Corporation
Harrisburg, PA 17105-3608

NAME
APA SERIES PUSHBUTTON SWITCH, PC TERMINALS

SIZE	CAGE CODE	DRAWING NO	RESTRICTED TO
A2	00779	C-1825173	–

CUSTOMER DRAWING | SCALE 4:1 | SHEET 1 OF 1 | REV A

1825173