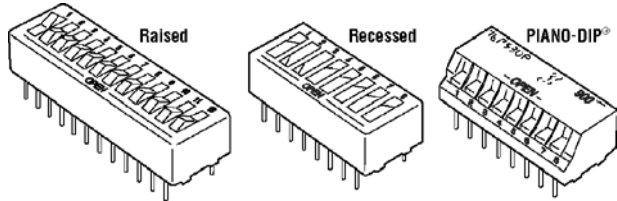


Rocker DIP Switches — Series 76



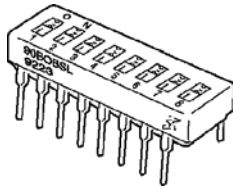
Raised and Recessed Rockers and PIANO-DIP®
 Rated to make and break 1 mA, 5 Vdc; or 50 mA, 30 Vdc; or 150 mA, 30 Vdc for 10,000 operations per position. Base contacts are copper alloy, gold plated 10 microinches minimum over nickel plate. **Width:** 0.380" (9.65 mm). **Height:** Raised rocker style — 0.315" (8.0 mm); Recessed style — 0.267" (6.27 mm); PIANO-DIP® — 0.301" (7.65 mm). PIANO-DIP® standard is up-off. Contact Allied for up-on.

Stock No.	Mfr.'s Type*	Description	No. of Positions	Length		EACH	
				In.	mm	1-24	25-99
948-7602	76SB02	Raised Rocker	2	0.28	7.1	2.71	2.49
948-2033	76SB03	Raised Rocker	3	0.38	9.7	2.78	2.45
948-2034	76SB04	Raised Rocker	4	0.48	12.2	2.88	2.54
948-7605	78SB05	Raised Rocker	5	0.58	14.7	3.00	2.76
948-2035	76SB06	Raised Rocker	6	0.68	17.3	3.06	2.70
948-1025	76SB08	Raised Rocker	8	0.88	22.4	3.24	2.86
948-2038	76SB10	Raised Rocker	10	1.08	27.4	3.32	2.93
948-2040	76RSB02	Recessed Rocker	2	0.28	7.1	2.71	2.39
948-2041	76RSB04	Recessed Rocker	4	0.48	12.2	2.88	2.54
948-7624	76RSB06	Recessed Rocker	6	0.68	17.3	3.06	2.81
948-1023	76RSB08	Recessed Rocker	8	0.88	22.4	3.24	2.86
948-2043	76PSB02	PIANO-DIP®	2	0.28	7.1	3.20	2.83
948-2044	76PSB03	PIANO-DIP®	3	0.38	9.7	3.29	2.91
948-2045	76PSB04	PIANO-DIP®	4	0.48	12.2	3.38	2.99
948-2046	76PSB05	PIANO-DIP®	5	0.58	14.7	3.42	3.02
948-2047	76PSB06	PIANO-DIP®	6	0.68	17.3	3.52	3.11
948-7634	76PSB08	PIANO-DIP®	8	0.88	22.4	3.66	3.42
948-2049	76PSB09	PIANO-DIP®	9	0.98	24.9	3.80	3.36

*Top seal option — add S to part number.

Machine Insertable, MIDIP® Switch — Series 90

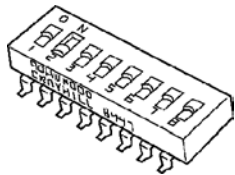
Compatible with leading TO-116 IC insertion equipment. Rated to make and break 10 mA, 30 Vdc; or 10 mA, 50 mVdc for 2,000 operations per position. Base contacts are copper alloy, gold plated 10 microinches minimum over nickel plate. Terminals are molded (sealed) into base. Top seal is polyimide film. **Width:** 0.290" (7.37 mm) max. **Height (Above Board):** 0.180" (4.57 mm) max.



Stock No.	Mfr.'s Type*	Description	No. of Positions	Length		EACH	
				In.	mm	1-24	25-99
948-2061	90B02S	MIDIP®	2	0.27	6.9	3.25	2.87
948-9021	90B03S	MIDIP®	3	0.37	9.4	3.33	3.06
948-2062	90B04S	MIDIP®	4	0.47	11.9	2.85	2.52
948-7906	90B06S	MIDIP®	6	0.67	17.0	3.33	3.06
948-2064	90B08S	MIDIP®	8	0.87	22.1	2.81	2.48

*Supplied with tape seal as standard.

Surface Mountable Switches — Series 90HBW

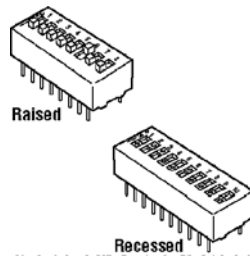


Compatible with surface mount assembly, including up to 260°C. Rated to make and break 100 mA, 6 Vdc; or 10 mA, 50 mVdc for 2,000 operations per position. Contacts are copper alloy, gold plated 10 microinches minimum over nickel. Non-conductive parts are UL94V-0 rated plastic; top seal is polyimide film. **Width:** 0.290" (7.37 mm) max. **Height (Above Board):** 0.190" (4.83 mm) max.

Stock No.	Mfr.'s Type*	Description	No. of Positions	Length		EACH	
				In.	mm	1-24	25-99
948-8100	90HBW02P	Surface Mount	2	0.27	6.9	4.47	4.01
948-8111	90HBW03P	Surface Mount	3	0.37	9.4	4.60	4.13
948-8101	90HBW04P	Surface Mount	4	0.47	11.9	3.94	3.55
948-8102	90HBW05P	Surface Mount	5	0.57	14.5	4.47	4.01
948-8110	90HBW06P	Surface Mount	6	0.67	17.0	4.60	4.13
948-8104	90HBW08P	Surface Mount	8	0.87	22.1	3.85	3.47
948-8106	90HBW10P	Surface Mount	10	1.07	27.2	5.18	4.66

*Supplied with tape seal as standard.

Slide DIP Switches — Series 78



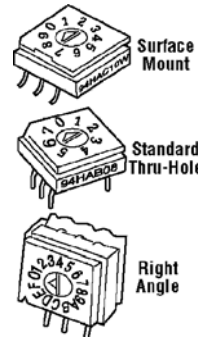
Raised and Recessed Slide Types
 Rated to make and break 1 mA, 5 Vdc; or 50 mA, 30 Vdc; or 150 mA, 30 Vdc for 10,000 operations. Base contacts are copper alloy, gold plated 10 microinches minimum over nickel plate. **Width:** 0.380" (9.65 mm). **Height:** Raised slides — 0.315" (8.0 mm); Recessed slides — 0.265" (6.73 mm).

Stock No.	Mfr.'s Type*	Description	No. of Positions	Length		EACH	
				In.	mm	1-24	25-99
948-2051	78B02	Raised Slide	2	0.28	7.1	2.59	2.29
948-7638	78B03	Raised Slide	3	0.38	9.7	2.68	2.46
948-7639	78B04	Raised Slide	4	0.48	12.2	2.77	2.55
948-7640	78B05	Raised Slide	5	0.58	14.7	2.86	2.63
948-2052	78B06	Raised Slide	6	0.68	17.3	2.95	2.60
948-7643	78B08	Raised Slide	8	0.88	22.4	3.09	2.73
948-2055	78B12	Raised Slide	12	1.28	32.5	3.42	3.02
948-2056	78RB02	Recessed Slide	2	0.28	7.1	2.59	2.29
948-2057	78RB03	Recessed Slide	3	0.38	9.7	2.68	2.37
948-2058	78RB04	Recessed Slide	4	0.48	12.2	2.77	2.45
948-7649	78RB05	Recessed Slide	5	0.58	14.7	2.86	2.63
948-7650	78RB06	Recessed Slide	6	0.68	17.3	2.95	2.71
948-2059	78RB08	Recessed Slide	8	0.88	22.4	3.09	2.73
948-2060	78RB12	Recessed Slide	12	1.28	32.5	3.42	3.16

*Top seal option — add S to part number.

Series 94 Coded Rotary DIP Switches

Series 94 sealed rotary DIP switches have binary output with the following positions and code types: 8 pos. Octal, 10 pos. BCD, or 16 pos. Hexadecimal. Complement codes available. Actuators are offered flush and in three extended lengths with an assortment of high temperature knobs. Rated mechanical life of 10,000 cycles (1 cycle: rotation through all positions and a complete return through all positions). Electrical ratings through 10,000 cycles: 100 mA @ 50 VDC current carrying; 150 mΩ @ 50 mA, 50 mVDC contact resistance; 250 VAC RMS dielectric. Through hole terminals on a 0.1" (2.54 mm) × 0.3" (7.62 mm) grid. Surface mount terminals on 0.1" (2.54 mm) centers × 0.5" (12.70 mm) wide with 0.05" (1.27 mm) solder flats. Right angle terminals on a 0.1" (2.54 mm) × 0.1" (2.54 mm) grid. Terminals are nickel over copper alloy with 90/10 tin/lead solder plating. Maximum process temperature of 250°C for 10 seconds.



Stock No.	Mfr.'s Type	No. of Positions	Mounting	Actuator	EACH	
					1-24	25-49
948-9401	94HAB08W	8	Surface	Flush	3.38	3.13
948-9006	94HAB10W	10	Surface	Flush	3.38	3.13
948-9011	94HAB16W	16	Surface	Flush	3.38	3.13
948-9404	94HEB08W	8	Surface	0.09	3.97	3.67
948-9405	94HEB10W	10	Surface	0.09	3.97	3.67
948-9406	94HEB16W	16	Surface	0.09	3.97	3.67
948-9407	94HCB08W	8	Surface	0.17	3.38	3.13
948-9408	94HCB10W	10	Surface	0.17	3.38	3.13
948-9409	94HCB16W	16	Surface	0.17	3.38	3.13
948-9410	94HBB08W	8	Surface	0.27	3.38	3.13
948-9411	94HBB10W	10	Surface	0.27	3.38	3.13
948-9412	94HBB16W	16	Surface	0.27	3.38	3.13
948-9002	94HAB08	8	Std. Thru-Hole	Flush	3.38	3.13
948-9007	94HAB10	10	Std. Thru-Hole	Flush	3.38	3.12
948-9012	94HAB16	16	Std. Thru-Hole	Flush	3.38	3.13
948-9416	94HEB08	8	Std. Thru-Hole	0.09	3.85	3.56
948-9417	94HEB10	10	Std. Thru-Hole	0.09	3.85	3.56
948-9418	94HEB16	16	Std. Thru-Hole	0.09	3.85	3.56
948-9419	94HCB08	8	Std. Thru-Hole	0.17	3.38	3.13
948-9420	94HCB10	10	Std. Thru-Hole	0.17	3.38	3.13
948-9421	94HCB16	16	Std. Thru-Hole	0.17	3.38	3.13
948-9422	94HBB08	8	Std. Thru-Hole	0.27	3.38	3.13
948-9008	94HBB10	10	Std. Thru-Hole	0.27	3.38	3.13
948-9013	94HBB16	16	Std. Thru-Hole	0.27	3.38	3.13
948-9425	94HAB08RA	8	Right Angle	Flush	3.78	3.50
948-9426	94HAB10RA	10	Right Angle	Flush	3.78	3.50
948-9427	94HAB16RA	16	Right Angle	Flush	3.78	3.50
948-9428	94HEB08RA	8	Right Angle	0.09	4.36	4.04
948-9429	94HEB10RA	10	Right Angle	0.09	4.36	4.04
948-9430	94HEB16RA	16	Right Angle	0.09	4.36	4.04
948-9431	94HCB08RA	8	Right Angle	0.17	3.78	3.50
948-9432	94HCB10RA	10	Right Angle	0.17	3.78	3.50
948-9433	94HCB16RA	16	Right Angle	0.17	3.78	3.50
948-9005	94HBB08RA	8	Right Angle	0.27	3.78	3.50
948-9435	94HBB10RA	10	Right Angle	0.27	3.78	3.50
948-9436	94HBB16RA	16	Right Angle	0.27	3.78	3.50