THIS DRAWING IS UNPUBLISHED. RELEASED FOR PUBLICATION 20
© COPYRIGHT 20 BY TYCO ELECTRONICS CORPORATION. ALL RIGHTS RESERVED.

| LOC | DIST |
|---|---|
| FX | 00 |

REVISIONS

| P | LTR | DESCRIPTION | DATE | DWN | APVD |
|---|---|---|---|---|---|
| | D | REVISED PER ECR-07-006019 | 25APR2007 | AH | LLV |
| | D1 | REVISED PER ECO-10-013661 | 30JUN2010 | DLD | LLV |

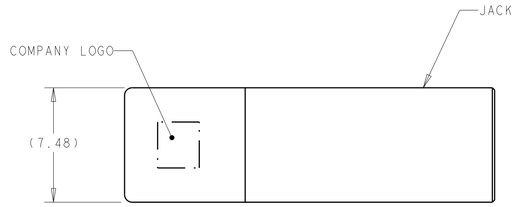


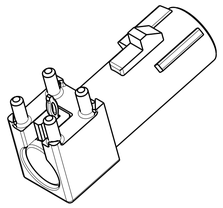

REF VIEW
SCALE 3:1

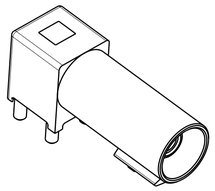

REF VIEW
SCALE 3:1

1. MATERIAL:
   JACK AND END CAP: ZINC
   PIN: BRASS
   DIELECTRIC: PCT, JET BLACK

2. DATUMS AND DIMENSION ESTABLISHED BY CUSTOMER RELATIVE TO LOCATION ON PCB.

3. JACK INTERFACE PER SAE/USCAR-18, FAKRA SMB RF CONNECTOR SUPPLEMENT)

4. FINISH:
   JACK: 2.0µm MIN THICK TIN OVER 1.52µm MIN NICKEL OVER COPPER FLASH
   PIN: 0.76µm MIN GOLD IN ZONE I, 2.5µm MIN TIN IN ZONE II
   ALL OVER 2.0µm MIN NICKEL
   END CAP: 2.54µm MINIMUM BRIGHT TIN OVER MATTE COPPER FLASH

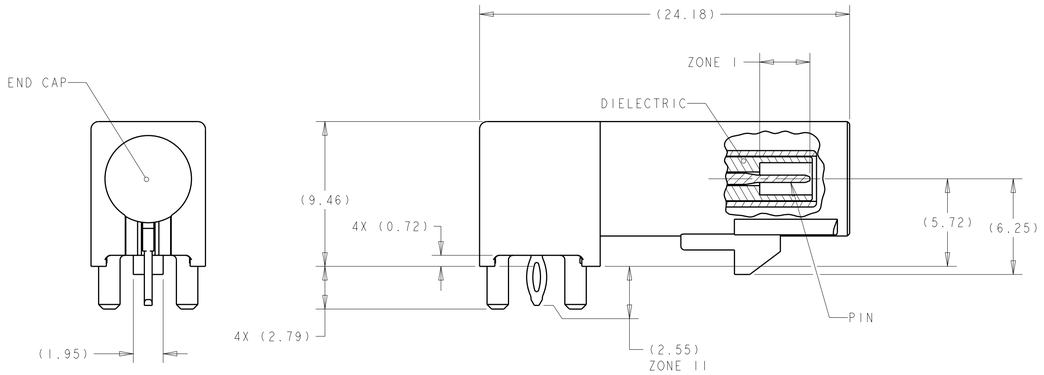


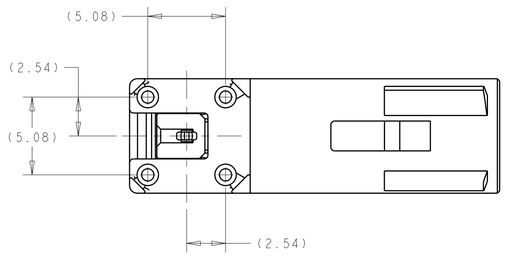


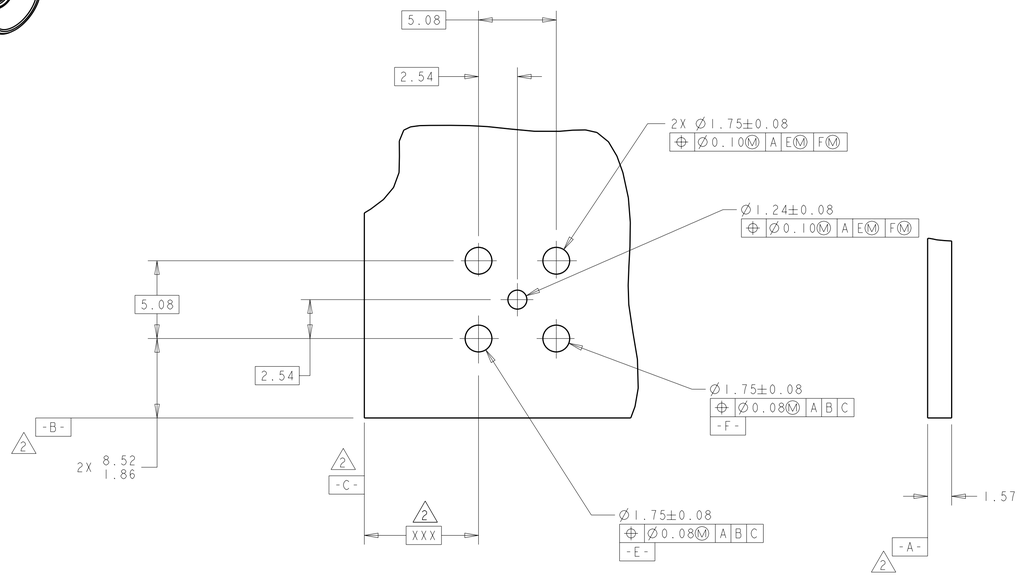


RECOMMENDED PC BOARD
LAYOUT
SCALE 5:1

## KEY CODE

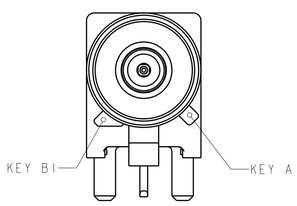


KEY CODE A
SCALE 5:1

| JET BLACK | A | 1456944-1 |
|---|---|---|
| KEY CODE COLOR | KEY CODE (SEE TABLE) | PART NUMBER |

THIS DRAWING IS A CONTROLLED DOCUMENT FOR TYCO ELECTRONICS CORPORATION. IT IS SUBJECT TO CHANGE AND THE CONTROLLING ENGINEERING ORGANIZATION SHOULD BE CONTACTED FOR THE LATEST REVISION.

DIMENSIONS: mm

TOLERANCES UNLESS OTHERWISE SPECIFIED:
0 PLC ±-
1 PLC ±-
2 PLC ±-
3 PLC ±-
4 PLC ±-
ANGLES ±-

MATERIAL - 1 -
FINISH - 4 -

DWN R. VESTAL 07AUG2006
CHK L. VARSIK 07AUG2006
APVD L. VARSIK 07AUG2006
PRODUCT SPEC -
APPLICATION SPEC 114-13161
WEIGHT -

Tyco Electronics
Tyco Electronics
Harrisburg, PA 17105-3608

NAME JACK ASSEMBLY, 180 DEGREE, KEY A, FAKRA PCB

| SIZE | CAGE CODE | DRAWING NO | RESTRICTED TO |
|---|---|---|---|
| A1 | 00779 | C-1456944 | - |

CUSTOMER DRAWING

| SCALE | SHEET | OF | REV |
|---|---|---|---|
| 5:1 | 1 | 1 | D1 |