

## MR/MRS Series

---

### Miniature/Subminiature Rocker Switches

#### DESCRIPTION

Honeywell's new Miniature and Subminiature Rocker switches offer a variety of aesthetic and functional options ranging from circuit configurations to AC and DC ratings. They feature industry standard dimensions, an easy snap-in mounting method, and offer one or two pole switches in numerous single throw and double throw maintained and momentary circuits.

#### FEATURES

##### MINIATURE (MR SERIES)

- Electrical life 50,000 cycles
- Mechanical life 100,000 cycles
- UL recognised and CSA certified
- Choice of actuator colours
- One or two pole circuitry options
- Operating temperature 0 °C to 85 °C (32 °F to 185 °F)
- LED and neon lamp illumination options

##### SUBMINIATURE (MRS SERIES)

- Electrical life 50,000 cycles momentary;  
100,000 cycles maintained
- Mechanical life 100,000 cycles
- UL recognised and CSA certified
- One pole circuitry
- Operating temperature 0 °C to 85 °C (32 °F to 185 °F)

MINIATURE



SUB-MINIATURE



#### POTENTIAL APPLICATIONS

##### MINIATURE (MR SERIES)

- Appliance industry
- Food service industry
- Transportation industry
- General purpose

##### SUBMINIATURE (MRS SERIES)

- Appliance industry
- Power supplies
- Audio-visual
- Telecom

# MR Series

# Miniature Rocker Switches

## DESCRIPTION

The MR Series illuminated and non-illuminated miniature rocker switches meet the needs of a wide variety of industries and applications. The silver-alloy contacts will handle a range of electrical loads. The illuminated products offer LED or neon style lamps.

## FEATURES

- Electrical life 50,000 cycles
- Mechanical life 100,000 cycles
- UL recognised and CSA certified
- Choice of actuator colours
- One or two pole circuitry options
- Operating temperature 0 °C to 85 °C (32 °F to 185 °F)
- LED and neon lamp illumination options

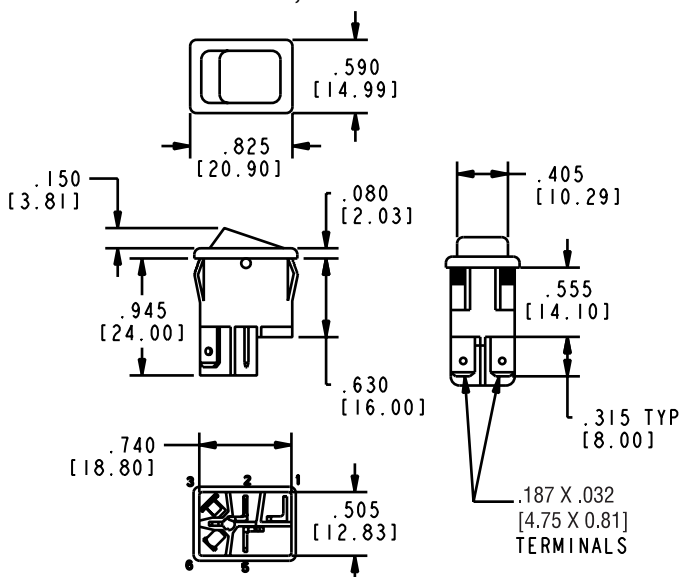
## POTENTIAL APPLICATIONS

- Appliance industry
- Food service industry
- Transportation industry
- General purpose

## OPERATING CHARACTERISTICS

Electrical life	50,000 cycles
Mechanical life	100,000 cycles
Operating temperature	0 °C to 85 °C (32 °F to 185 °F)
Dielectric strength UL/CSA	1000 V
Termination	0.187 in x 0.032 in [4,75 mm x 0,81 mm] tab (QC)

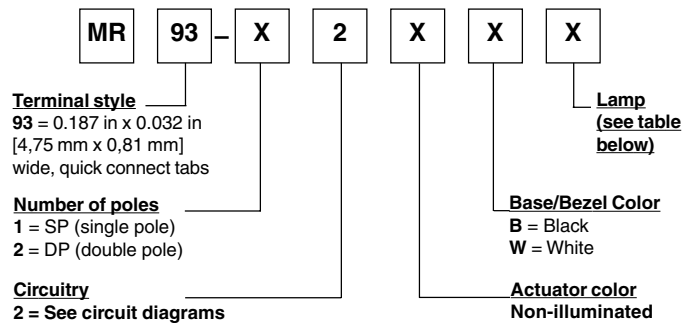
## MOUNTING DRAWINGS, FOR REFERENCE ONLY



## PANEL CUTOUT (see page 3)



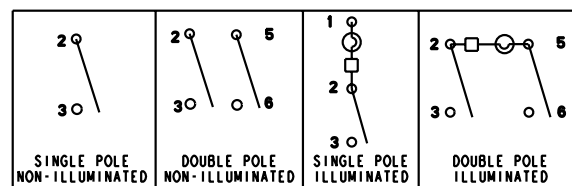
## PART NUMBER TREE



Code	Lamp	Rating
N	Non-Illuminated	8 A, 250 Vac 12 A, 125 Vac ½ HP, 125-250 Vac UL, CSA
1	Unballasted LED	N/A
2	6 V LED	12 A, 6 V
3	12 V LED	12 A, 12 V
4	24 V LED	12 A, 24 V
A	6 V Incandescent	12 A, 6 V
C	12 V Incandescent	12 A, 12 V
E	18 V Incandescent	12 A, 18 V
H	24 V Incandescent	12 A, 24 V
J	125 V Neon	12 A, 125 Vac UL, CSA
K	250 V Neon	8 A, 250 Vac UL, CSA

**NOTE**  
Not all permutations are available. Contact Honeywell for more information.

## CIRCUIT DIAGRAMS



## ORDER GUIDE

Description	Listing
Non-illuminated	MR93-12BBN
Non-illuminated	MR93-22BBN
Illuminated	MR93-122B3
Illuminated	MR93-124B3
Illuminated	MR93-222B3
Illuminated	MR93-224B3
Illuminated	MR93-122BJ
Illuminated	MR93-121BK
Illuminated	MR93-221B4

# MRS Series

# Subminiature Rocker Switches

## DESCRIPTION

The MRS Series non-illuminated subminiature rocker switches are ideal for applications where there is restricted space behind the panel. It fits in a standard rectangular cutout and is designed to fit easily and securely. The snap action contacts provide the user with a crisp, positive response. A variety of circuitry choices will appeal to many industry segments.

## FEATURES

- Electrical life 50,000 cycles momentary; 100,000 cycles maintained
- Mechanical life 100,000 cycles
- UL recognised and CSA certified
- One pole circuit
- Operating temperature 0 °C to 85 °C (32 °F to 185 °F)

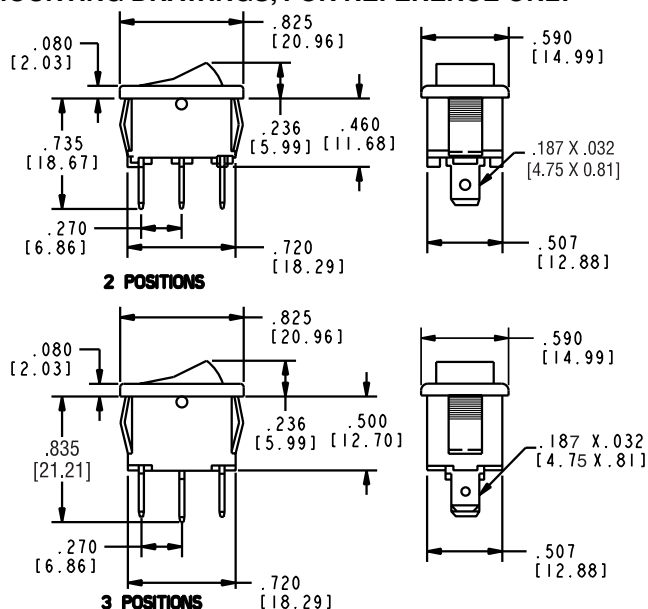
## POTENTIAL APPLICATIONS

- Appliance industry
- Power supplies
- Audio-visual
- Telecom

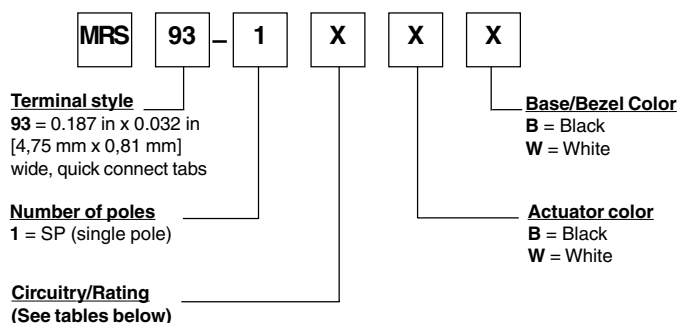
## OPERATING CHARACTERISTICS

Electrical life	50,000 cycles momentary; 100,000 cycles maintained
Mechanical life	100,000 cycles
Operating temperature	0 °C to 85 °C (32 °F to 185 °F)
Dielectric strength UL/CSA	1000 V
Termination	0.187 in x 0.032 in [4,75 mm x 0,81 mm] tab (QC)

## MOUNTING DRAWINGS, FOR REFERENCE ONLY



## PART NUMBER TREE



Code	CIRCUIT MADE WITH ROCKER IN			Electrical Rating
	Position 3 (1&2)	Position 2	Position 1 (2&3)	
1	ON	OFF	ON	2
2	OFF	NONE	ON	1
3	ON	NONE	ON	1
4	(OFF)	NONE	ON	3
5	(ON)	OFF	ON	2
6	OFF	NONE	(ON)	3
7	(ON)	OFF	(ON)	2
8	(ON)	NONE	ON	3

Note: ( ) denotes momentary action

## ELECTRICAL RATINGS (UL/CSA)

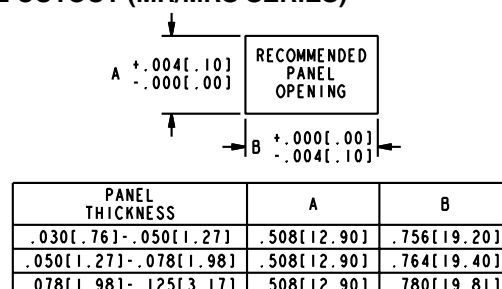
1	10 A, 125 Vac 10 A, 250 Vac ¼ HP, 125-250 Vac
2	8 A, 125-250 Vac ¼ HP, 125-250 Vac
3	12 A, 125 Vac 6A, 250 Vac ¼ HP, 125-250 Vac

**NOTE**  
Not all permutations are available. Contact Honeywell for more information.

## ORDER GUIDE

Description	Listing
Non-illuminated	MRS93-12BB
Non-illuminated	MRS93-16BB
Non-illuminated	MRS93-14BB
Non-illuminated	MRS93-13BB
Non-illuminated	MRS93-18BB
Non-illuminated	MRS93-11BB
Non-illuminated	MRS93-15BB
Non-illuminated	MRS93-17BB

## PANEL CUTOUT (MR/MRS SERIES)



**⚠ WARNING**  
**MISUSE OF DOCUMENTATION**

- The information presented in this product sheet is for reference only. Do not use this document as a product installation guide.
- Complete installation, operation, and maintenance information is provided in the instructions supplied with each product.

**Failure to comply with these instructions could result in death or serious injury.**

**⚠ WARNING**  
**PERSONAL INJURY**

DO NOT USE these products as safety or emergency stop devices or in any other application where failure of the product could result in personal injury.

**Failure to comply with these instructions could result in death or serious injury.**

**WARRANTY/REMEDY**

Honeywell warrants goods of its manufacture as being free of defective materials and faulty workmanship. Honeywell's standard product warranty applies unless agreed to otherwise by Honeywell in writing; please refer to your order acknowledgement or consult your local sales office for specific warranty details. If warranted goods are returned to Honeywell during the period of coverage, Honeywell will repair or replace, at its option, without charge those items it finds defective. **The foregoing is buyer's sole remedy and is in lieu of all warranties, expressed or implied, including those of merchantability and fitness for a particular purpose. In no event shall Honeywell be liable for consequential, special, or indirect damages.**

While we provide application assistance personally, through our literature and the Honeywell web site, it is up to the customer to determine the suitability of the product in the application.

Specifications may change without notice. The information we supply is believed to be accurate and reliable as of this printing. However, we assume no responsibility for its use.

**SALES AND SERVICE**

Honeywell serves its customers through a worldwide network of sales offices, representatives and distributors. For application assistance, current specifications, pricing or name of the nearest Authorized Distributor, contact your local sales office or:

**E-mail:** [info.sc@honeywell.com](mailto:info.sc@honeywell.com)

**Internet:** [www.honeywell.com/sensing](http://www.honeywell.com/sensing)

**Phone and Fax:**

Asia Pacific	+65 6355-2828
	+65 6445-3033 Fax
Europe	+44 (0) 1698 481481
	+44 (0) 1698 481676 Fax
Latin America	+1-305-805-8188
	+1-305-883-8257 Fax
USA/Canada	+1-800-537-6945
	+1-815-235-6847
	+1-815-235-6545 Fax

**Automation and Control Solutions**

Sensing and Control

Honeywell

Newhouse Industrial Estate

Motherwell, ML1 5SB, UK

[www.honeywell.com](http://www.honeywell.com)

100482-EN UK07 GLO  
Issue 1 August 2005  
Copyright 2005 Honeywell International Inc.

**Honeywell**