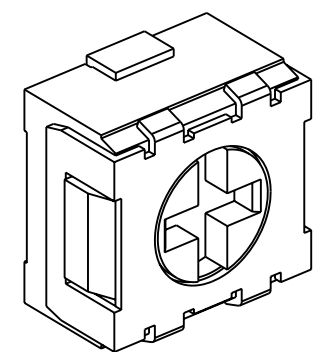
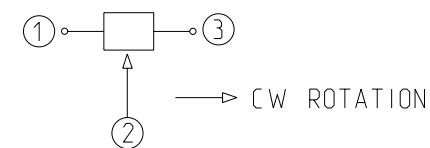

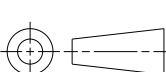


- 1 DATE CODE
- 2 RESISTANCE CODE 2 DIGITS
- 3 CROSS SLOT FOR "0" BIT DRIVER, DEPTH: 0.45mm
- 4 FOR FURTHER INFORMATION SEE DATA SHEET FOR 3203 SERIES-SMD TRIMMERS



CIRCUIT DIAGRAM



THIS DRAWING IS A CONTROLLED DOCUMENT.		DWN SUBHASH.M 12-NOV-08		 TE Connectivity	
		CHK PRAKASH.S 12-NOV-08			
DIMENSIONS: mm		TOLERANCES UNLESS OTHERWISE SPECIFIED:		APVD STEPHEN.P 12-NOV-08	
		0 PLC ± 0.2		NAME SMD TRIMMERS SERIES 3203 -	
		1 PLC ± 0.1			
		2 PLC ± -			
		3 PLC ± -			
		4 PLC ± -			
		ANGLES ± 5°			
MATERIAL -		FINISH -		PRODUCT SPEC -	
				APPLICATION SPEC -	
		WEIGHT -		SIZE CAGE CODE DRAWING NO RESTRICTED TO	
				A3 00779 C= 1623916 -	
CUSTOMER DRAWING				SCALE 10:1 SHEET 1 OF 1 REV BA1	

Mouser Electronics

Authorized Distributor

Click to View Pricing, Inventory, Delivery & Lifecycle Information:

[TE Connectivity:](#)

[3203X2K](#)