


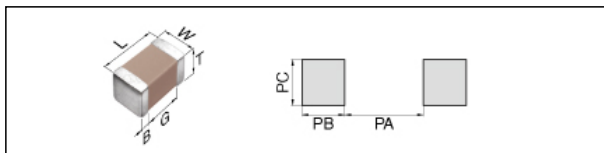


C2012X7R2A104K125AA (TDK item description : C2012X7R2A104KT****)

Applications	 Commercial Grade
	 Please refer to Part No. CGA4J2X7R2A104K125AA for automotive use.
Feature	 Mid Voltage (100 to 630V)
Series	C2012 [EIA CC0805]



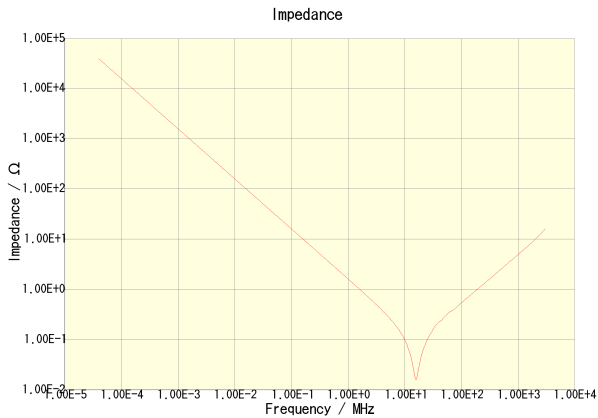
Size	
Length(L)	2.00mm +/-0.20mm
Width(W)	1.25mm +/-0.20mm
Thickness(T)	1.25mm +/-0.20mm
Terminal Width(B)	0.20mm Min.
Terminal Spacing(G)	0.50mm Min.
Recommended Land Pattern(PA)	1.00 to 1.30mm (Flow Soldering) 0.90 to 1.20mm (Reflow Soldering)
Recommended Land Pattern(PB)	1.00 to 1.20mm (Flow Soldering) 0.70 to 0.90mm (Reflow Soldering)
Recommended Land Pattern(PC)	0.80 to 1.10mm (Flow Soldering) 0.90 to 1.20mm (Reflow Soldering)
Recommended Slit Pattern(SD)	

Electrical Characteristics	
Capacitance	100nF +/-10%
Rated Voltage	100Vdc
Temperature Characteristic	X7R(+/-15%)
Dissipation Factor	3% Max.
Insulation Resistance	5000MΩ Min.

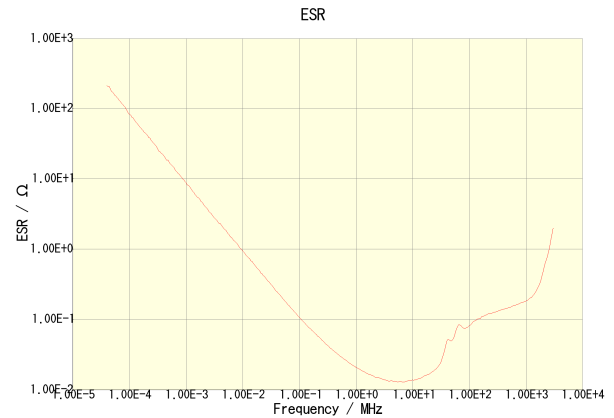
Other	
Soldering Method	Reflow, Flow
AEC Q200	No
Packing	Blister (Plastic)Taping [180mm Reel]
Package Quantity	2000Pcs Min.

C2012X7R2A104K125AA

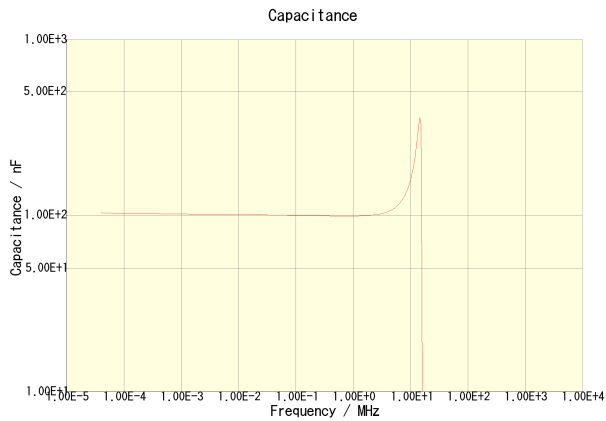
Characteristic Graphs (This is reference data, and does not guarantee the product's characteristics.)



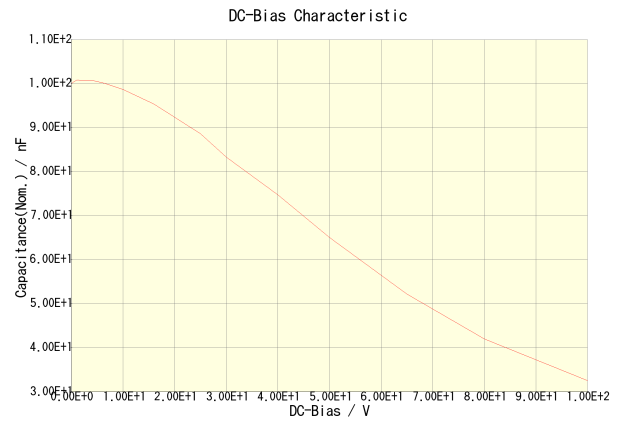
C2012X7R2A104K125AA



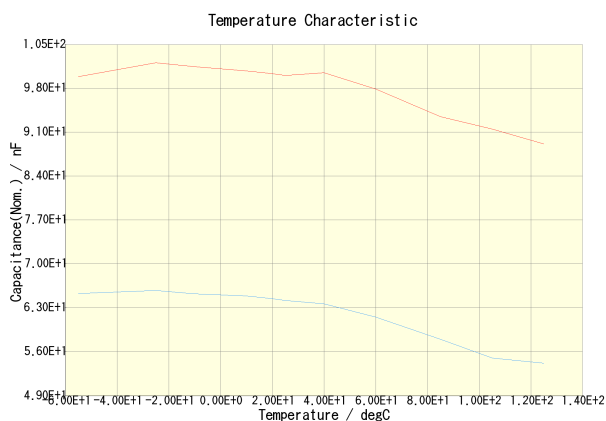
C2012X7R2A104K125AA



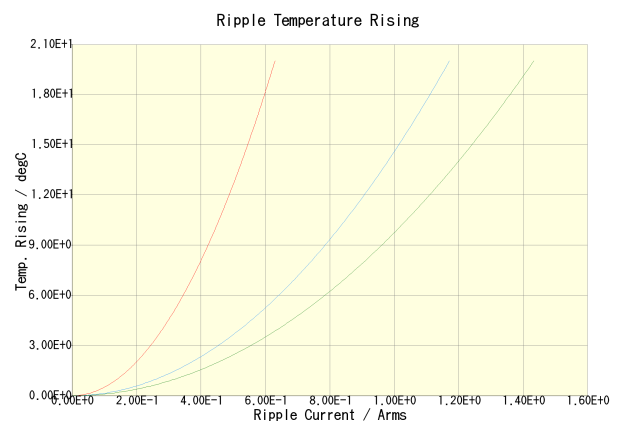
C2012X7R2A104K125AA



C2012X7R2A104K125AA



C2012X7R2A104K125AA(DC Bias = 0V) C2012X7R2A104K125AA(DC Bias = 50V)



C2012X7R2A104K125AA(100kHz) C2012X7R2A104K125AA(500kHz)
C2012X7R2A104K125AA(1MHz)