


# Dialight

## 568 Series

### 3mm LED CBI®

### Circuit Board Indicator

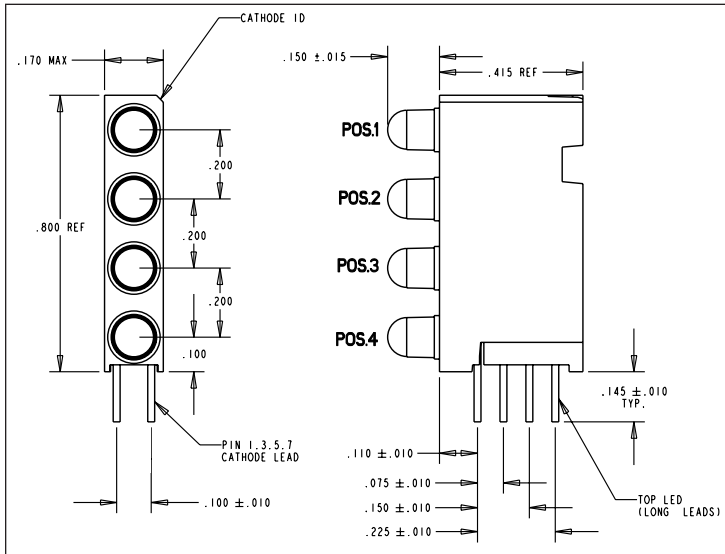
#### QUAD-LEVEL



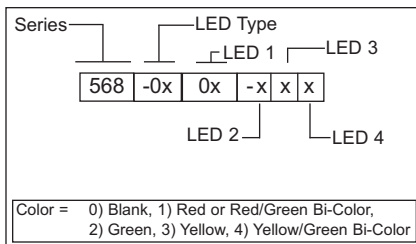
## FEATURES / BENEFITS

- ▲ Multiple CBIs form horizontal LED arrays on 1.91 mm (0.075") center lines.
- ▲ High Contrast, UL 94 V-0 rated, black housing
- ▲ Oxygen index: 32%
- ▲ Polymer content: PBT, 0.949 g
- ▲ Housing stand-offs facilitate PCB cleaning
- ▲ Solderability per MIL-STD-202F, method 208F
- ▲ LEDs are safe for direct viewing per IEC 825-1, EN 60825-1

PART NUMBER	COLOR*
<b>HIGH EFFICIENCY - LED TYPE 1</b>	
568-0101-111	RED/RED/RED/RED
568-0102-222	GREEN/GREEN/GREEN/GREEN
568-0102-323	GREEN/YELLOW/GREEN/YELLOW
568-0103-232	YELLOW/GREEN/YELLOW/GREEN
<b>LOW CURRENT - LED TYPE 2</b>	
568-0201-111	RED/RED/RED/RED
568-0202-222	GREEN/GREEN/GREEN/GREEN
568-0202-323	GREEN/YELLOW/GREEN/YELLOW
568-0203-232	YELLOW/GREEN/YELLOW/GREEN
<b>INTEGRAL RESISTOR, 5 VOLTS - LED TYPE 3</b>	
568-0301-111	RED/RED/RED/RED
568-0302-222	GREEN/GREEN/GREEN/GREEN
568-0302-323	GREEN/YELLOW/GREEN/YELLOW
568-0303-232	YELLOW/GREEN/YELLOW/GREEN
<b>BI-COLOR - LED TYPE 7</b>	
568-0701-111	RED/GREEN-RED/GREEN-RED/GREEN-RED/GREEN
568-0704-444	YELLOW/GREEN-YELLOW/GREEN-YELLOW/GREEN-YELLOW/GREEN



#### PART NUMBER ORDERING CODE

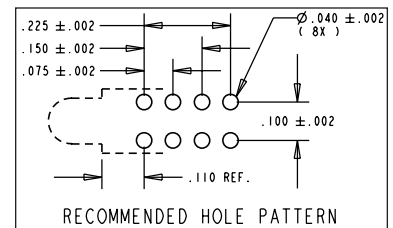


\* LED 1, LED 2, LED 3, LED 4

#### Tolerance note:

- As noted, otherwise:**
- LED Protrusion:  $\pm 0.4$  mm [ $\pm 0.016$ ]
  - CBI Housing:  $\pm 0.2$ mm [ $\pm 0.008$ ]

Contact factory for information on custom color combinations.



## Dialight Corporation

1501 Route 34 South • Farmingdale, NJ 07727 USA  
Tel: (1) 732-919-3119 • Fax: (1) 732-751-5778 • www.dialight.com





**3mm LED CBI® Circuit Board Indicator  
Quad-Level**

**OPERATING CHARACTERISTICS (TA= 25°C)**

**HIGH EFFICIENCY - LED TYPE 1**

Part Number	Color	Peak Wavelength (nm)	Iv mcd	V <sub>F</sub> volts	Test Current (mA)	Viewing Angle 2∅ 1/2
568-010x-xxx	Red	635	10.0	2	10	60°
	Green	565	12.6	2.1	10	60°
	Yellow	585	10.0	2.1	10	60°

**LOW CURRENT - LED TYPE 2**

Part Number	Color	Peak Wavelength (nm)	Iv mcd	V <sub>F</sub> volts	Test Current (mA)	Viewing Angle 2∅ 1/2
568-020x-xxx	Red	635	1.6	1.7	2	60°
	Green	565	1.6	1.9	2	60°
	Yellow	585	1.6	1.8	2	60°

**INTEGRAL RESISTOR, 5 VOLTS - LED TYPE 3**

Part Number	Color	Peak Wavelength (nm)	Iv mcd	Test Voltage	Test Current (mA)	Viewing Angle 2∅ 1/2
568-010x-xxx	Red	635	4	5	10	60°
	Green	565	8	5	12	60°
	Yellow	583	8	5	10	60°

**BI-COLOR - LED TYPE 7**

Part Number	Color	Peak Wavelength (nm)	Iv mcd	V <sub>F</sub> volts	Test Current (mA)	Viewing Angle 2∅ 1/2
568-070x-xxx	Green/Red	565/635	10.0/4.7	2.1/2.0	10/10	60°
	Green/Yellow	565/585	6.3/4.3	2.1/2.1	10/10	60°

**DIALIGHT RESERVES THE RIGHT TO MAKE CHANGES AT ANY TIME IN ORDER TO SUPPLY THE BEST PRODUCT POSSIBLE.**

**Dialight Corporation**

1501 Route 34 South • Farmingdale, NJ 07727 USA

Tel: (1) 732-919-3119 • Fax: (1) 732-751-5778 • www.dialight.com

