



Series 650 Header Covers

FEATURES:

- Aries offers a complete line of DIP headers and covers useful for mounting components such as resistors, diodes, etc. Consult Data Sheet 12032 for mating DIP header information.
- Four cover heights provide mounting of 1/8" [3.18] high to 3/4" [19.05] high components.
- Pin positions are numbered on cover. Polarization notch identifies Pin 1.
- Specifically designed to "snap" onto Aries' Series 600 Headers and Series 675 DIP Program Headers.

SPECIFICATIONS:

- Standard cover is black UL 94V-0 4/6 Nylon.



Note: Aries specializes in custom design and production. In addition to the standard products shown on this page, special materials, platings, sizes, and configurations can be furnished, depending on quantities. Aries reserves the right to change product specifications without notice.

ALL DIMENSIONS: INCHES [MILLIMETERS]

All tolerances $\pm .005$ [.13]
unless otherwise specified

Cover No.	Max. Component Height	Available Sizes
-10	.125 [3.18]	4-24, 28, 40
-20	.375 [9.53]	14, 16, 24
-30	.500 [12.70]	14, 16
-40	.750 [19.05]	14, 16

ORDERING INFORMATION

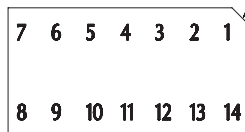
XX-650-XX

No. of pins on
header

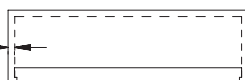
Series

Cover number
(see table)

**POLARIZATION
NOTCH FOR PIN #1 I.D.**



.020 [.51]
WALL THK.

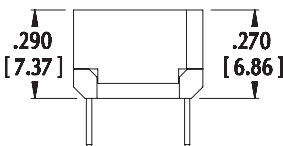


14 position shown

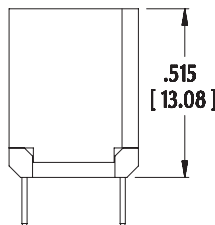
Consult Data Sheet No.
12032 for DIP header
information.

Consult Data Sheet No.
16004 for programmable
header information.

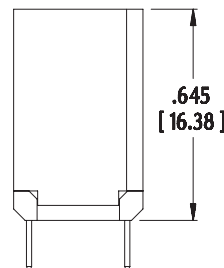
.290 dimension for
24, 28, and 40 position
cover only.



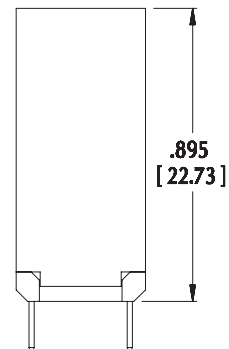
-10



-20



-30



-40



ARIES
ELECTRONICS, INC.

<http://www.arieselec.com> • info@arieselec.com

Frenchtown, NJ USA
TEL: (908) 996-6841
FAX: (908) 996-3891



12033
REV.E