THIS DRAWING IS UNPUBLISHED. RELEASED FOR PUBLICATION 20
© COPYRIGHT 20 BY TYCO ELECTRONICS CORPORATION. ALL RIGHTS RESERVED.

LOC	DIST
J	-

REVISIONS 変更

P	LTR	DESCRIPTION	ECN	DATE	DWN	APVD
	03	修正 REVISED	FJA0-0365-04	23JUN04	DM	KS
	A	REVISED ECR-05-011780		21APR06	ES	YF

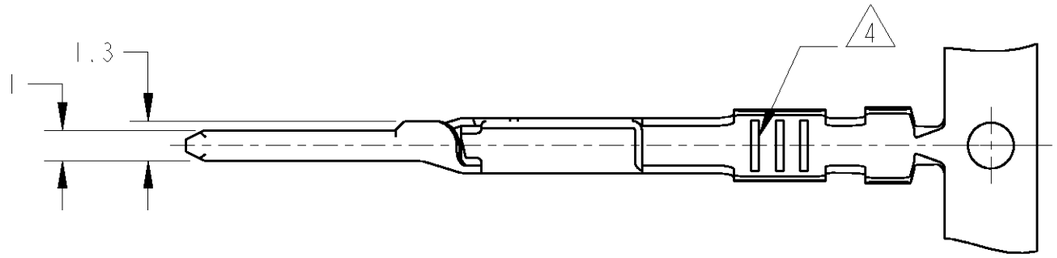

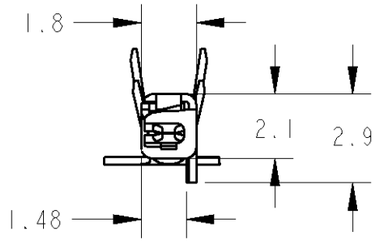

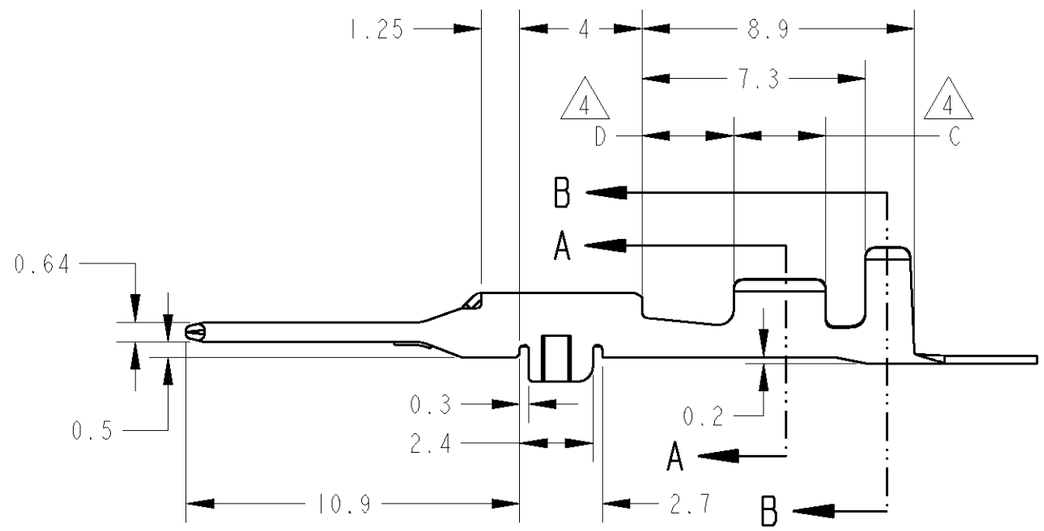

P/N : 1376039-1
-2

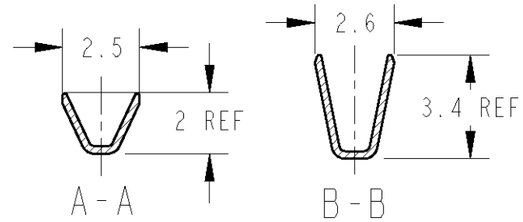

P/N : 1376039-4

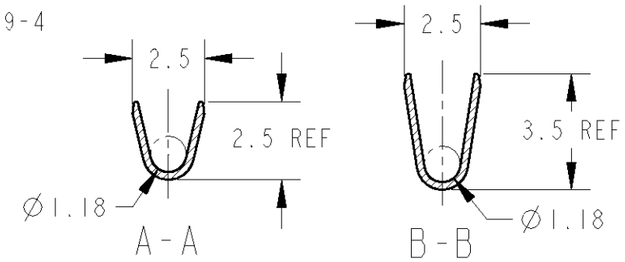

P/N : 1376039-5

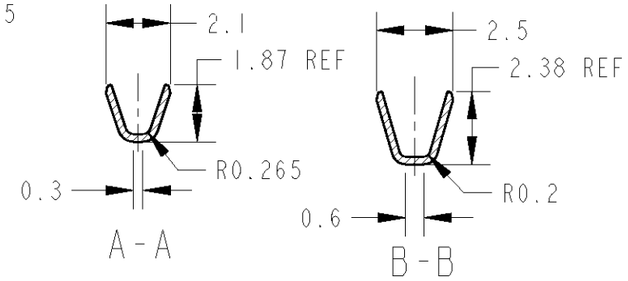

NUMBER OF SERRATIONS	DIMENSION D	DIMENSION C	REMARKS	APPLICABLE WIRE RANGE(適応電線)	FINISH (仕上)	PART NUMBER(型番)
3	3	3	LOOSE PIECE(バラ状)	2	PRE-TIN (すずめっき済)	1565294-1
3	3	3	LOOSE PIECE(バラ状)	1	PRE-TIN (すずめっき済)	1565292-1
2	3.7	2.3	STRIP FORM(連鎖状)	3	PRE-TIN (すずめっき済)	1376039-5
3	3	3	STRIP FORM(連鎖状)	2	PRE-TIN (すずめっき済)	1376039-4
3	3	3	STRIP FORM(連鎖状)	1	PRE-TIN (すずめっき済)	1376039-1

1. APPLICABLE WIRE RANGE
AVSS,CAVS,CAVUS 0.3~0.5mm^2
2. APPLICABLE WIRE RANGE.
AVSS,CAVS,CAVUS 0.85mm^2
3. APPLICABLE WIRE RANGE
CHFUS 0.22mm^2
4. SEE TABLE

1. 適応電線
AVSS.CAVS,CAVUS 0.3~0.5mm^2
2. 適応電線
AVSS.CAVS,CAVUS 0.85mm^2
3. 適応電線
CHFUS 0.22mm^2
4. 表参照

THIS DRAWING IS A CONTROLLED DOCUMENT FOR TYCO ELECTRONICS CORPORATION IT IS SUBJECT TO CHANGE AND THE CONTROLLING ENGINEERING ORGANIZATION SHOULD BE CONTACTED FOR THE LATEST REVISION.

DIMENSIONS: 単位: 粍 mm

TOLERANCES UNLESS OTHERWISE SPECIFIED: 一般公差 = ±0.3
0 PLC ±-
1 PLC ±0.1
2 PLC ±0.01
3 PLC ±0.001
4 PLC ±0.0001
ANGLES ±3°00′

MATERIAL 材料 黄銅
FINISH 仕上 表参照

DWN	K.IRIKURA	22NOV00
CHK	N.SAI	22NOV00
APVD	N.SAI	22NOV00
PRODUCT SPEC 製品規格	-	
APPLICATION SPEC 取付適用規格	114-5297	
WEIGHT	0.25g	

tyco Electronics
Tyco Electronics AMP K.K.
Kawasaki, Japan

NAME 名称
040 NK TAB
NON SEALED CONTACT

SIZE	CAGE CODE	DRAWING NO 番号	RESTRICTED TO
A3	00779	C-1376039	

CUSTOMER DRAWING
SCALE 尺度 5:1 SHEET 1 OF 1 REV A

AMP 1470-19 REV 31MAR2000

Pro/ENGINEER DRAWING