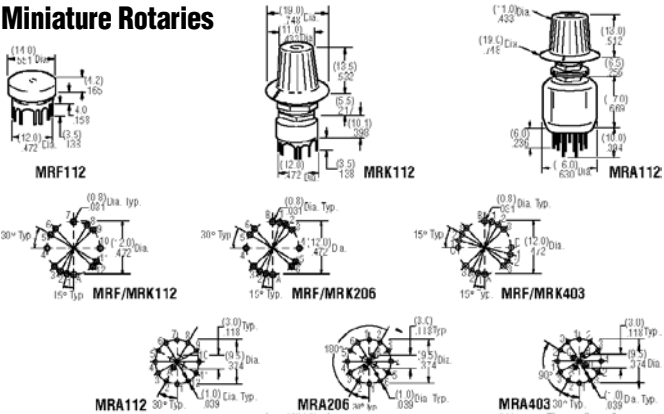


Miniature Rotaries



**MR Series Features:** Process sealed, all models break before make (non-shorting). **Rating:** MRF and MRK — 0.4 VA max. @ 28 V max. AC/DC; MRA — 250 mA @ 125 VAC. **Indexing:** 30°. **Electrical Life:** 10,000 detent operations min. **Operating Torque:** MRF and MRK — 50 g-250 g; MRA — 250 g-750 g. Supplied with black polyacetal knob and with mounting hardware. **Bushing Diameter:** 6 mm (MRA and MRK).

Screwdriver Actuated with PC Terminals

Stock No.	Mfr.'s Type	Pole	Positions	EACH		
				1-24	25-99	100-499
870-5037	MRF112	1	2-12	7.81	7.16	6.61
870-5038	MRF206	2	2-6	7.40	6.83	6.33
870-5039	MRF403	4	2-3	8.57	7.85	6.73

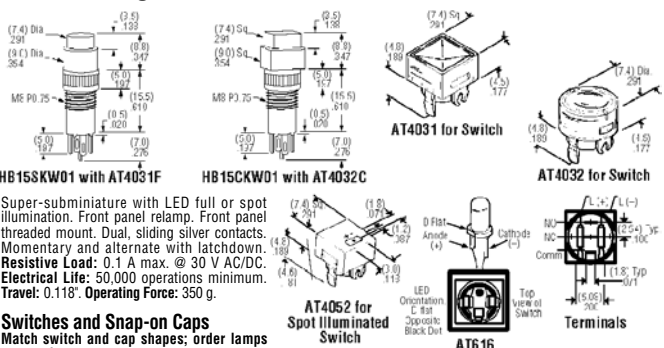
Knob Actuated Low Profile with PC Terminals

870-7062	MRK112-A	1	2-12	9.33	8.55	7.89
870-7063	MRK206-A	2	2-6	8.64	8.84	8.16
870-7064	MRK403-A	4	2-3	10.25	9.41	8.68

Knob Actuated with PC Terminals

870-7065	MRA112-A	1	2-12	11.42	10.47	9.67
870-7066	MRA206-A	2	2-6	12.18	11.17	10.31
870-7067	MRA403-A	4	2-3	13.52	12.39	11.44

HB Series Lighted Pushbutton Switches



Super-subminiature with LED full or spot illumination. Front panel relamp. Front panel threaded mount. Dual, sliding silver contacts. Momentary and alternate with latchdown. **Resistive Load:** 0.1 A max. @ 30 V AC/DC. **Electrical Life:** 50,000 operations minimum. **Travel:** 0.118". **Operating Force:** 350 g.

Switches and Snap-on Caps

Match switch and cap shapes; order lamps separately.

Stock No.	Mfr.'s Type	Pole Throw	Circuit ( ) = mom.	Description	EACH		
					1-24	25-99	100-249
870-0866	HB15SKW01	SPDT	on-(on)	Square Shroud	5.95	5.46	5.04
870-0867	HB16SKW01	SPDT	on-on	Square Shroud	6.45	5.92	5.46
870-0872	AT4031C	Cap	Square	Red	1.06	.97	.89
870-0873	AT4031E	Cap	Square	Yellow	1.06	.97	.89
870-0874	AT4031F	Cap	Square	Green	1.06	.97	.89
870-2005	AT4052A	Cap	Square	Black, Spot Illum'd.	1.42	1.24	1.13
870-0868	HB15CKW01	SPDT	on-(on)	Round Shroud	5.95	5.46	5.04
870-0869	HB16CKW01	SPDT	on-on	Round Shroud	6.45	5.92	5.46
870-0875	AT4032C	Cap	Round	Red	1.06	.97	.89
870-0876	AT4032E	Cap	Round	Yellow	1.06	.97	.89
870-0877	AT4032F	Cap	Round	Green	1.06	.97	.89

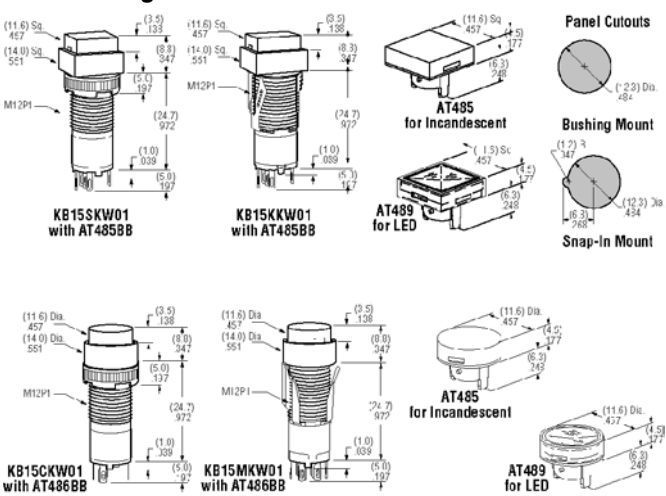
**LED**  
**Reverse Peak Voltage:** 5 V for red, yellow and green. **Current Reduction Rate Above 25°C:** 0.40 mA/°C for red and green, 26 mA/°C for yellow.

Stock No.	Mfr.'s Type	LED Color	Fwd. Peak Current	Cont's. Fwd. Current	Fwd. Voltage	EACH		
						1-24	25-99	100-249
870-8894	AT616C	Red	30 mA	24 mA	2.04 V	1.48	1.28	1.17
870-8895	AT616E	Yellow	20 mA	16 mA	1.88 V	1.65	1.44	1.32
870-8896	AT616F	Green	30 mA	24 mA	2.02 V	1.65	1.44	1.32

870-8789 AT111 Lamping Tool of stainless steel, 0.197" long .59 .54 .50

Miniature Rotary and Lighted Pushbutton Switches

KB Series Lighted Pushbutton Switches



**KB Series Features:** Miniature with LED or incandescent illumination; snap-in or bushing mount; square, round and rectangular; momentary or alternate action with latchdown; UL recognized, CSA certified. **Specifications:** 12 mm dia. snap action mechanism. **Resistive Load:** 1 A maximum @ 125/250 VAC. **Dielectric Strength:** 1500 VAC. **Electrical Life:** 50,000 operations minimum. **Total Travel:** 0.118". **Operating Force:** Single Pole — 100 ~ 250 grams for maintained, 100 ~ 200 grams for momentary; Double Pole — 150 ~ 350 grams for maintained, 150 ~ 300 grams for momentary. **Order lamps separately.** Matching caps, indicators, PC adapters, splash cover and protective guard available.

Square Switches

Stock No.	Mfr.'s Type	Pole Throw	Circuit ( ) = mom.	Description	EACH		
					1-24	25-99	100-249
870-7000	KB15SKW01	SPDT	on-(on)	Bushing Mount	5.20	4.68	4.42
870-7001	KB16SKW01	SPDT	on-on	Bushing Mount	5.75	5.18	4.89
870-7002	KB25SKW01	DPDT	on-(on)	Bushing Mount	7.00	6.30	5.95
870-7003	KB26SKW01	DPDT	on-on	Bushing Mount	7.50	6.75	6.38
870-7004	KB15KKW01	SPDT	on-(on)	Snap-in Mount	5.20	4.68	4.42
870-7005	KB16KKW01	SPDT	on-on	Snap-in Mount	5.75	5.18	4.89
870-7006	KB25KKW01	DPDT	on-(on)	Snap-in Mount	7.00	6.30	5.95
870-7007	KB26KKW01	DPDT	on-on	Snap-in Mount	7.50	6.75	6.38

Round Switches

870-7020	KB15CKW01	SPDT	on-(on)	Bushing Mount	5.20	4.68	4.42
870-7021	KB16CKW01	SPDT	on-on	Bushing Mount	5.75	5.18	4.89
870-7022	KB25CKW01	DPDT	on-(on)	Bushing Mount	7.00	6.30	5.95
870-7023	KB26CKW01	DPDT	on-on	Bushing Mount	7.50	6.75	6.38
870-7024	KB15MKW01	SPDT	on-(on)	Snap-in Mount	5.20	4.68	4.42
870-7025	KB16MKW01	SPDT	on-on	Snap-in Mount	5.75	5.18	4.89
870-7026	KB25MKW01	DPDT	on-(on)	Snap-in Mount	7.00	6.30	5.95
870-7027	KB26MKW01	DPDT	on-on	Snap-in Mount	7.50	6.75	6.38

Snap-on Caps for Square Switches

Cap for Incandescent

Stock No.	Mfr.'s Type	Color	EACH		
			1-24	25-99	100-249
870-7008	AT485BB	White	.90	.81	.77
870-7009	AT485CB	Red	.90	.81	.71
870-7010	AT485EB	Yellow	.90	.81	.77
870-7011	AT485FB	Green	.90	.81	.77
870-7012	AT485GB	Blue	.90	.81	.77

Snap-on Caps for Round Switches

Cap for Incandescent

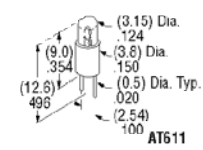
Stock No.	Mfr.'s Type	Color	EACH		
			1-24	25-99	100-249
870-7028	AT486BB	White	.90	.81	.77
870-7029	AT486CB	Red	.90	.81	.77
870-7030	AT486EB	Yellow	.90	.81	.77
870-7031	AT486FB	Green	.90	.81	.77
870-7032	AT486GB	Blue	.90	.81	.77

Cap for LED

870-7013	AT489JB	White	.90	.81	.77
870-7014	AT489JC	Red	.90	.81	.77
870-7015	AT489JE	Yellow	.90	.81	.77
870-7016	AT489JF	Green	.90	.81	.77

Cap for LED

870-7033	AT490JB	White	.90	.81	.77
870-7034	AT490JC	Red	.90	.81	.77
870-7035	AT490JE	Yellow	.90	.81	.77
870-7036	AT490JF	Green	.90	.81	.77



Incandescent Lamp

Relamping tool AT111 available (see HB Series to the left).

Stock No.	Mfr.'s Type	Voltage	Current	Average Endurance	EACH		
					1-24	25-99	100-249
870-7017	AT611-5V	5 VAC	115 mA	7,000 hrs.	1.60	1.44	1.36
870-7018	AT611-12V	12 VAC	60 mA	7,000 hrs.	1.60	1.44	1.36
870-7019	AT611-28V	28 VAC	22 mA	7,000 hrs.	1.70	1.53	1.45

Single Element LED

Specifications are determined at basic temperature of 25°C. **Fwd. Peak Current:** 50 mA. **Cont. Fwd. Current:** 40 mA. **Fwd. Voltage:** Red — 1.75 V; Yellow and Green — 2.35 V. **Reverse Peak Voltage:** 4 V. **Current Reduction Rate:** 0.67 mA. Relamping tool AT111 available (see HB Series to the left).

Stock No.	Mfr.'s Type	LED Color	EACH		
			1-24	25-99	100-249
870-8808	AT614C	Red	1.70	1.53	1.45
870-8809	AT614E	Yellow	1.70	1.53	1.45
870-8810	AT614F	Green	1.70	1.53	1.45

