



## MOJAVE2

**DryLine® Dehydrator, Low-pressure membrane, 19 in rack mountable, 2.0–5.0 psig, with summary alarm, 240 Vac, 50/60 Hz**

- See related products for dc options, sold separately

### **OBSOLETE**

**This product was discontinued on: October 27, 2016**

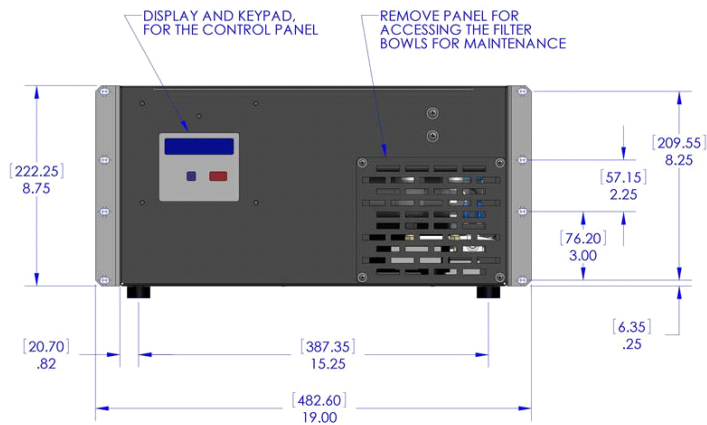
#### **Replaced By**

MT050C

DryLine® Dehydrator, Low-pressure membrane, 19 in rack mountable, Wall mountable, 3.0 psig (2-6 adjustable), with summary and discrete alarms, 115/230 Vac, 50/60 Hz

MOJAVE2

## Outline Drawing-Front

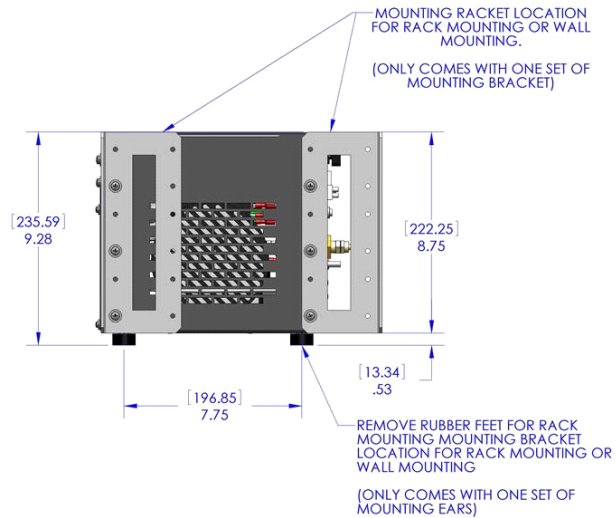


### MOJAVE FRONT VIEW

DIMENSIONS ARE AS FOLLOWS: [ ] MILLIMETERS, INCHES

MOJAVE2


## Outline Drawing-Side



**MOJAVE SIDE VIEW**

MOJAVE2

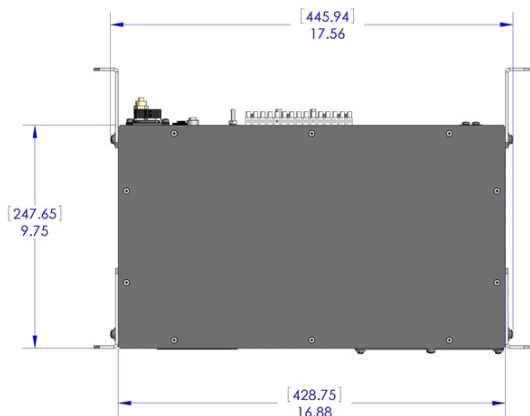
## Outline Drawing-Back



**MOJAVE BACK VIEW**

MOJAVE2

## Outline Drawing-Top



MOJAVE TOP VIEW

## Alarm

Alarm Type	Summary
Excess-Run Alarm	10 minutes, factory set
Low-Pressure Alarm	68 mbar   7 kPa   1 psig

## Dimensions

Net Weight	11.8 kg   26.0 lb
Product Depth	254.0 mm   10.0 in
Product Height	222.5 mm   8.8 in
Product Width	431.8 mm   17.0 in
Gross Weight, Packed	17.7 kg   39.1 lb
Product Depth, Packed	431.8 mm   17.0 in
Product Height, Packed	426.7 mm   16.8 in
Product Width, Packed	584.2 mm   23.0 in

## Electrical Specifications

Power Cord	Europe power cord with stripped leads
Voltage	240 Vac ±10%
Alarm Contact Rating	Form C dry contacts, 2 amps at 30 Vdc
Operating Temperature	-10 °C to +50 °C (+14 °F to +122 °F)
Power Consumption, average	180.0 W
Power Frequency	60/50 Hz
Power Phase	Single
Suggested Circuit Breaker Size	15 A
Circuit Breaker Requirement	Electrical connections require separate circuits for dehydrator installation

MOJAVE2

## General Specifications

Dehydrator Type	Automatic Membrane
Voltage Type	ac
Volume Capacity, minimum	42.5 L   1.5 ft <sup>3</sup>
Volume Capacity, maximum	1699.0 L   60.0 ft <sup>3</sup>
Brand	DryLine®
Cut In/Out Pressure Type	Factory set
Cut In Pressure	13.8 kPa   2.0 psig
Cut Out Pressure	34.5 kPa   5.0 psig
Dew Point	Better than -45 °C (-50 °F) at 95% RH at +40 °C (+104 °F)
Flow Rate, nominal	4.20 SLPM   0.15 SCFM
Includes	3/8 in polyethylene tubing   90° elbow fitting   Male connector fitting   Needle valve   Power cord   Power cord connector lock   PTFE tape   Screws
Mount Type	Floor   Rack   Shelf   Wall
Port Count	1
Port Type	3/8 in PE tube
Rack Type	EIA 19 in
Rack Units	5