THIS DRAWING IS UNPUBLISHED. RELEASED FOR PUBLICATION MAR ,1988.
© COPYRIGHT 1988 BY TYCO ELECTRONICS CORPORATION. ALL RIGHTS RESERVED.

LOC J DIST

REVISIONS 変更

P	LTR	DESCRIPTION	DATE	DWN	APVD
	F1	REVISED PER ECO-09-024717	29DEC09	KK	AEG

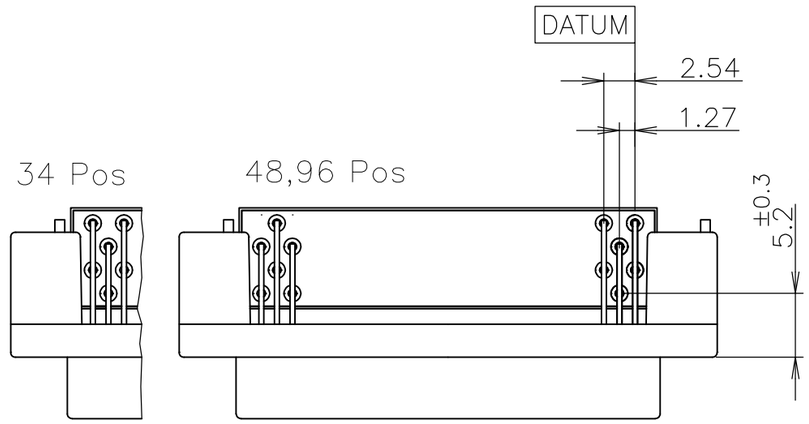

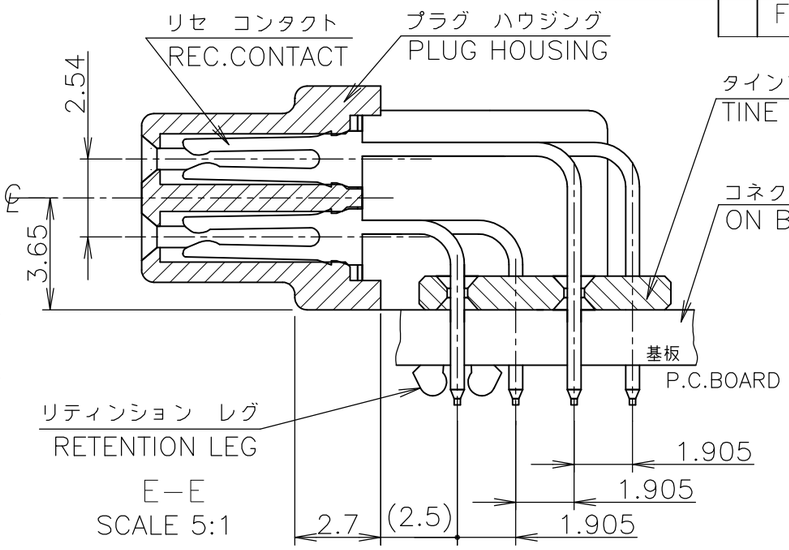

E-E
SCALE 5:1

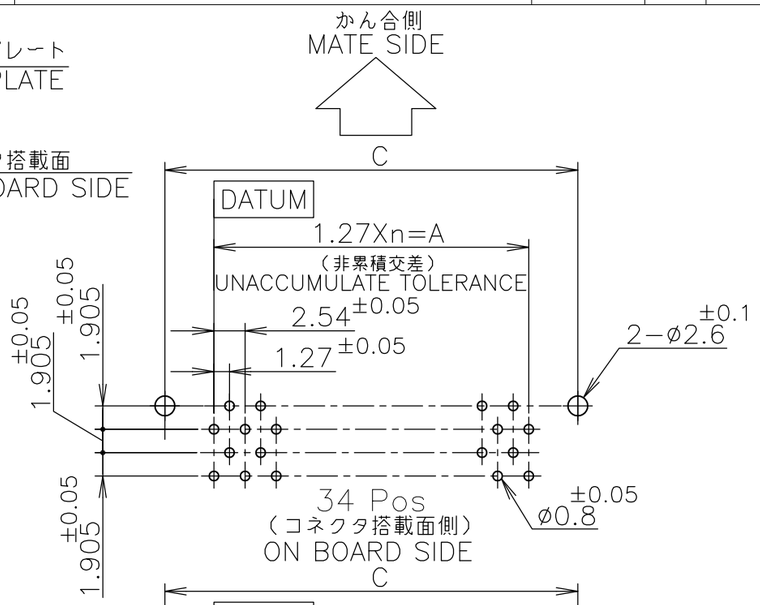

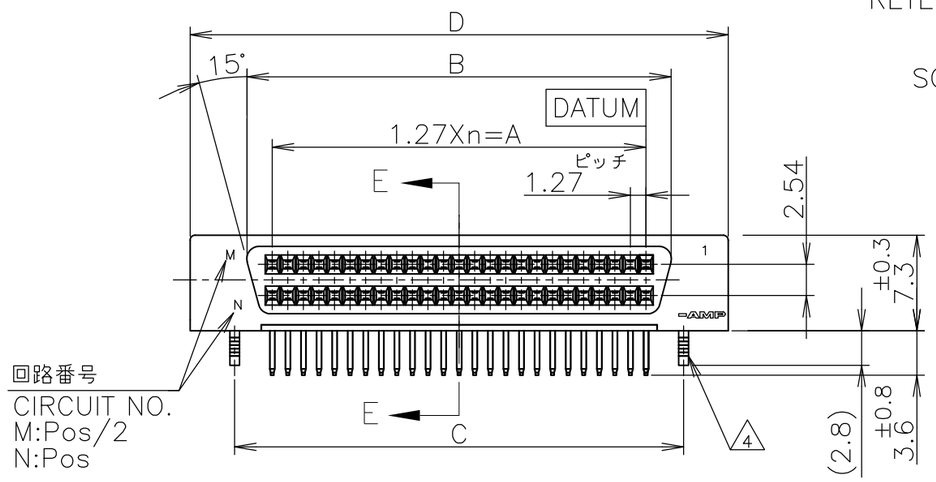

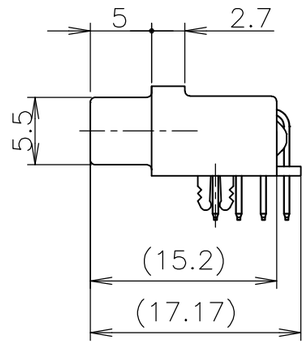

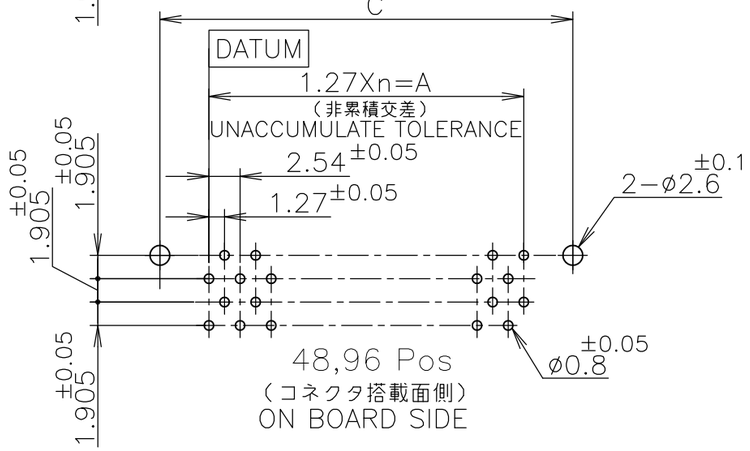

1 USE A P.C.B. WHOSE ARE TREATED WITH SOLDER RESIST.
2 SHOW P.C.B LAYOUT FROM ON BOARD SURFACE SIDE.
3 NUMBER THE CONTACT IN THE P.C.B OR CONNECTOR CONSECUTIVEELY FROM "DATUM" SIDE.
4 THE RETENTION LEG IS A TEMPORARY FIX BEFORE SOLDERING
5 HOUSING MATERIAL : P.B.T(UL94V-0) / BLACK
6 CONTACT MATERIAL : PHO-BRONZE
7 CONTACT FINISH : NICKEL 0.00127 MIN THK. OVERALL SELECTIVE GOLD 0.0002 OR 0.00076 MIN. THK ON CONTACT AREA AND TIN 0.001 MIN THK. ON TINE AREA.
8 RETENTION LEG MATERIAL:BRASS
9 RETENTION LEG FINISH:0.002 MIN TIN PL. OVER 0.001 MIN NICKEL PL.
10 OBSOLETE PARTS: OBSOLETE CIS STREAMLINING PER D.RENAUD/D.SINISI

1 基板の表面はレジスト処理を施すこと。
2 基板の穴寸法は、コネクタ搭載面側から示す。
3 基板及びコネクタのn数は DATUM 側から数える。
4 リテンションレグは半田付前の基板への仮止を役目とする。
5 ハウジング材料：P.B.T樹脂（94V-0）,色：黒色
6 コンタクト材料：燐青銅
7 コンタクト表面仕上：1.27μ MIN厚の全面ニッケル下地めっき上に接触部分は0.76μ MIN. 又は0.2μ MIN厚の金めっき、半田付部分は1μ MIN厚のすずめっき
8 リテンションレグ材料：黄銅
9 リテンションレグ表面仕上：1μ MIN厚の全面ニッケル下地めっき上に2μ MIN 厚のすずめっき

10 OBSOLETE

REMARK	PART NUMBER	POS	n	A	B	C	D
Au PL. 0.00076 MIN.	6- -8	96	47	59.59	63.86	67.09	71.00
	6- -6	48	23	29.21	33.38	36.61	40.52
	6- -5	34	16	20.32	24.49	27.72	31.63
Au PL. 0.0002 MIN.	-8	96	47	59.59	63.86	67.09	71.00
	-6	48	23	29.21	33.38	36.61	40.52
	~~174207-5~~	34	16	20.32	24.49	27.72	31.63

鉛フリー
LEAD FREE

GENERAL TOLERANCE 一般公差
10≧ : ±0.2
30≧ > 10 : ±0.25
100≧ > 30 : ±0.3
ANGLES : ±3°

THIS DRAWING IS A CONTROLLED DOCUMENT.

DIMENSIONS: 単位： 粍 MM

TOLERANCES UNLESS OTHERWISE SPECIFIED: 一般公差
0 PLC ±
1 PLC ±
2 PLC ±
3 PLC ±
4 PLC ±
ANGLES ±

MATERIAL 材料 SEE NOTE 5 6 8

FINISH 仕上 SEE NOTE 7 9

DWN MIURA 24MAR88
CHK Y.SATO 06OCT88
APVD R.NISHIMURA 06OCT88
PRODUCT SPEC 製品規格
APPLICATION SPEC 取付適用規格
WEIGHT

Tyco Electronics
Tyco Electronics AMP K.K.
Kawasaki.Japan

NAME 名称
PLUG ASSY (HORIZONTAL / W/LEG)
AMPLIMITE .050 SERIES I B-TO-B CONN.

SIZE A3 | CAGE CODE 00779 | DRAWING NO 番号 C-174207 | RESTRICTED TO

CUSTOMER DRAWING | SCALE 尺度 2:1 | SHEET 1 OF 1 | REV F1

AMP 1470-19 REV 31MAR2000

05FEB04 FJ0T1198