


ICF-624-S-O



PLCC-068-T-N

(2,54 mm) .100" (ICF) (1,27 mm) .050" (PLCC)

ICF, PLCC SERIES

# SMT DIP & CHIP CARRIER SOCKETS

## SPECIFICATIONS

For complete specifications and recommended PCB layouts see [www.samtec.com?ICF](http://www.samtec.com?ICF) or [www.samtec.com?PLCC](http://www.samtec.com?PLCC)

**Insulator Material:**  
Black Liquid Crystal Polymer

**Contact Material:**

BeCu

**Plating:**

Sn or Au over

50µ" (1,27 µm) Ni

**Operating Temp Range:**

-55°C to +125°C

**Contact Resistance:**

10 mΩ

**Insertion Depth (ICF):**

(2,54 mm) .100" to

(3,81 mm) .150"

**Insertion**

**Force/Contact (ICF):**

5 oz (1,39 N) average

**Withdrawal**

**Force/Contact (ICF):**

4 oz (1,11 N) average

**RoHS Compliant:**

Yes

**Processing:**

**Lead-Free Solderable:**

Yes

**SMT Lead Coplanarity (ICF):**

.006" (0,15 mm) max

**Lead Coplanarity (PLCC):**

Less than 52 leads=

.006" (0,15 mm) max;

52 leads and more=

.008" (0,20 mm) max

## RECOGNITIONS

For complete scope of recognitions see [www.samtec.com/quality](http://www.samtec.com/quality)



FILE NO. E111594

## ICF

## ROW SPACING & NO. OF CONTACTS

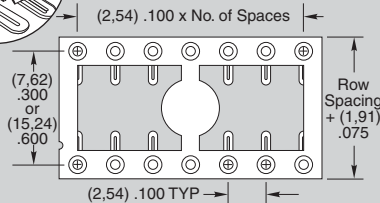
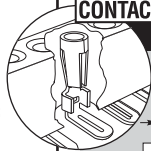
## PLATING OPTION

## TAIL OPTION

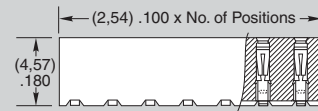
## OTHER OPTION



Specify from chart below



| "-XXX" | Row Space    | No. of Contacts |
|--------|--------------|-----------------|
| -308   | .300 (7,62)  | 08              |
| -314   |              | 14              |
| -316   |              | 16              |
| -318   |              | 18              |
| -320   |              | 20              |
| -324   | .600 (15,24) | 24              |
| -328   |              | 28              |
| -624   |              | 24              |
| -628   |              | 28              |
| -632   |              | 32              |
| -640   |              | 40              |



**-S**  
=30µ"  
(0,76 µm)  
Gold on contact,  
Matte Tin on tail

**-I**  
=Tails In

**-TR**  
=Tape & Reel Packaging

**-T**  
= Matte Tin

**-O**  
=Tails Out

.300" Row:  
.415 (10,54)  
.600" Row:  
.715 (18,16)

## PLCC

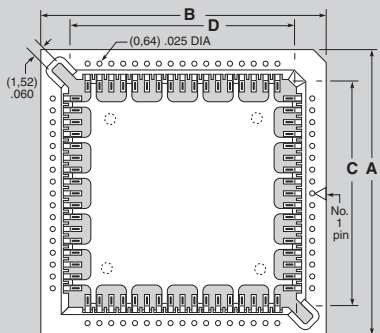
## NO. OF CONTACTS

## PLATING OPTION

## ALIGNMENT PIN OPTION

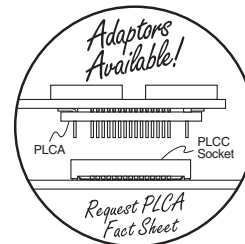
## PACKAGE OPTION

-020, -032, -044, -068



\*32 position has .040" (1,00 mm) DIA x .030" (0,76 mm) high standoffs in corners.

| NO. OF PINS | A             | B             | C            | D            |
|-------------|---------------|---------------|--------------|--------------|
| -020        | .600 (15,24)  | .600 (15,24)  | .370 (9,40)  | .370 (9,40)  |
| -032        | .700 (17,78)  | .800 (20,32)  | .470 (11,94) | .570 (14,48) |
| -044        | .900 (22,86)  | .900 (22,86)  | .670 (17,02) | .670 (17,02) |
| -068        | 1.200 (30,48) | 1.200 (30,48) | .970 (24,64) | .970 (24,64) |



**-TR**  
=Tape & Reel Packaging

Leave package option blank for packaging in a tube.

**Note:**  
Some sizes, styles and options are non-standard, non-returnable.