

PART NUMBER	LF VERSION	LENGTH (L)	PITCH (P)	CAPACITORS
7364L2622F16	7364L2622F16LF	118.0	1.25	NO
7364L2622F17	7364L2622F17LF	98	1.0	YES
7364L2622F18	7364L2622F18LF	118.0	1.25	YES
7364L2622F19	7364L2622F19LF	100.0	1.25	YES

# 7364L2622FXXLF

Lead Free Version (Optional)

NOTES:

GENERAL:  
This L26 connector uses a “sliding” contact technology suitable for most applications.

ELECTRICAL PROPERTIES:  
Insulation resistance : 5000 MΩ min  
Dielectric withstanding : 750 Vrms min  
Current carrying capacity : 10µA min. 1A max  
Contact resistance : 100mΩ max  
Card sensor type : Normally closed

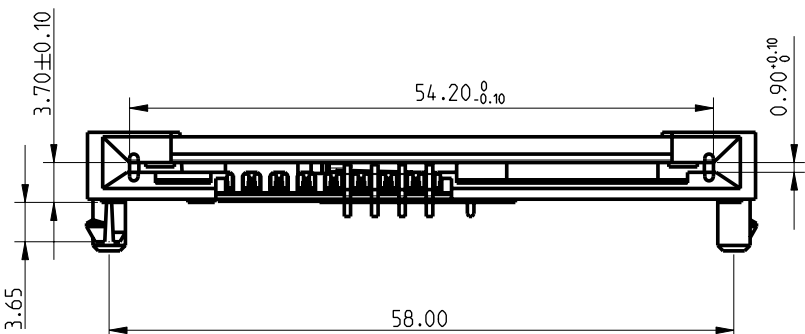
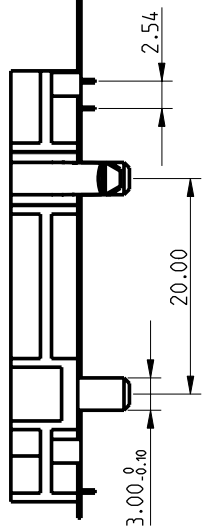
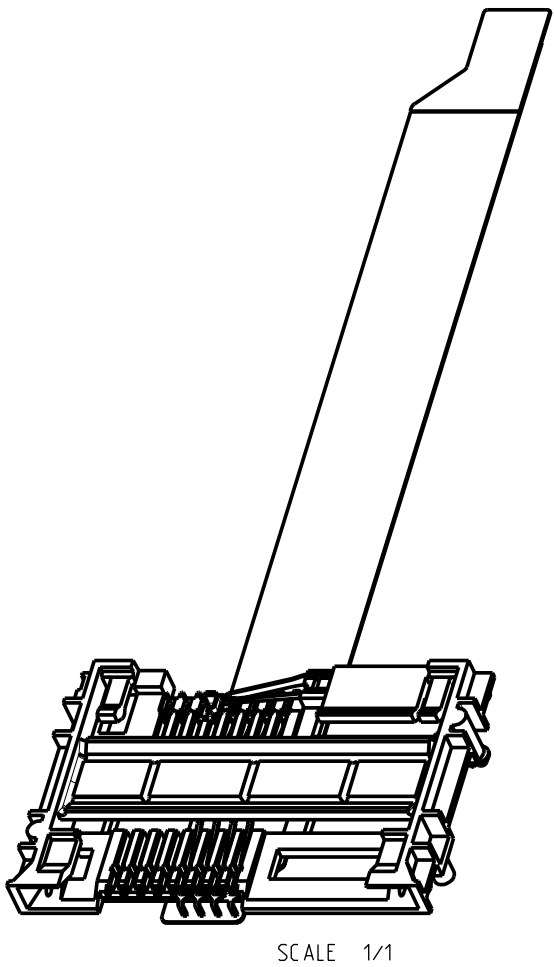

MECHANICAL PROPERTIES:  
Contact Normal force : 0.6 N max (EMV Standard)  
Insertion force : 10 N max  
Extraction force : 1 N min  
Durability : 10000 card insertions  
According to UTE C93-421

MATERIAL:  
Housing : PBT 30 % Glass Filled, Colour Black, Rated UL94V0  
Contacts and switch : Phosphor bronze  
Plating : precoat Nickel 1.27µm min. all over  
Gold 0.35 µm min. on contact areas  
Tin/Lead (60/40) 3-8µm on soldertails (Leaded version) and  
Matte Tin on solder tails for LeadFree version  
Bare edge allowed

ENVIRONMENT:  
Operating temperature: -20 °C / +70 °C  
Storage temperature: -40 °C / +85 °C

LEAD FREE VERSION:

"This product meets European Union Directives and other country regulations as described in GS-22-008"



rev	ecn no	dr	date
2	-	DTK	2005/08/05
3	-	DTK	2006/01/07
A	106-0007	DTK	2006/01/20
B	106-0051	SSC	2006/05/08
C	107-0044	SSC	2007/03/24
-	-	-	-
-	-	-	-

www.fciconnect.com			surface -	tolerance std -	projection	mm	
			-	SEE TABLE	-		
			TOLERANCES UNLESS OTHERWISE SPECIFIED				
Dr	DILIP THOMAS	2005/07/23	ANGULAR	0.X	±	size	Scale
Eng	DILIP THOMAS	2005/07/23	LINEAR	0.XX	±	A2	1/1
Chr	BIJU.K.PAUL	2007/03/24	0° ±°	0.XXX	±	ECN	107-0044
Appr	K.V.SIVADAS	2007/03/24	Product family SMART CARD			Spec ref	
			FLEX 1.00 PITCH			dwg no	Rev.
						7364L2622FXX	C
			catalog no	CUSTOMER		CUSTOMER	sheet 1 of 1



Copyright FCI.