

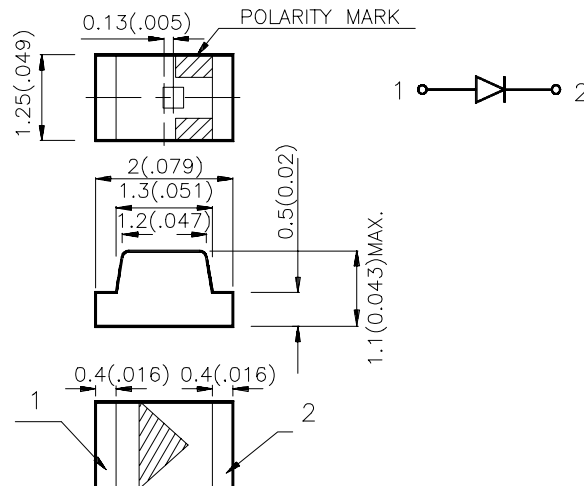
Features

- 2.0mmx1.2mm SMT LED, 1.1mm THICKNESS.
- LOW POWER CONSUMPTION.
- WIDE VIEWING ANGLE.
- IDEAL FOR BACKLIGHT AND INDICATOR.
- VARIOUS COLORS AND LENS TYPES AVAILABLE.
- PACKAGE : 2000PCS / REEL.

Description

The Super Bright Orange source color devices are made with DH InGaAlP on GaAs substrate Light Emitting Diode.

Package Dimensions



Notes:

1. All dimensions are in millimeters (inches).
2. Tolerance is $\pm 0.1(0.004)$ unless otherwise noted.
3. Lead spacing is measured where the lead emerge package.
4. Specifications are subject to change without notice.

Selection Guide

| Part No. | Dice | Lens Type | Iv (mcd) @ 20 mA | | Viewing Angle |
|-----------|---------------------------------|-------------|---------------------|------|------------------|
| | | | Min. | Typ. | 2θ1/2 |
| AP2012SEC | SUPER BRIGHT ORANGE (InGaAlP) | WATER CLEAR | 40 | 200 | 120° |

Note:

1. θ1/2 is the angle from optical centerline where the luminous intensity is 1/2 the optical centerline value.

Electrical / Optical Characteristics at T_A=25°C

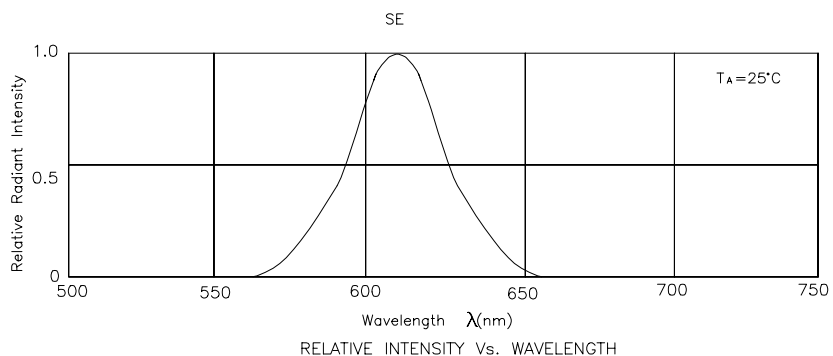
| Symbol | Parameter | Device | Typ. | Max. | Units | Test Conditions |
|-----------------------|-------------------------|---------------------|------|------|-------|-----------------|
| λ_{peak} | Peak Wavelength | Super Bright Orange | 610 | | nm | IF=20mA |
| λ_D | Dominate Wavelength | Super Bright Orange | 601 | | nm | IF=20mA |
| $\Delta\lambda_{1/2}$ | Spectral Line Halfwidth | Super Bright Orange | 29 | | nm | IF=20mA |
| C | Capacitance | Super Bright Orange | 30 | | pF | VF=0V;f=1MHz |
| V _F | Forward Voltage | Super Bright Orange | 2.0 | 2.5 | V | IF=20mA |
| I _R | Reverse Current | Super Bright Orange | | 10 | uA | VR = 5V |

Absolute Maximum Ratings at T_A=25°C

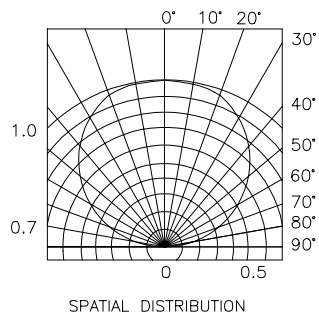
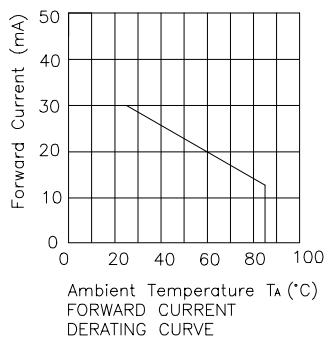
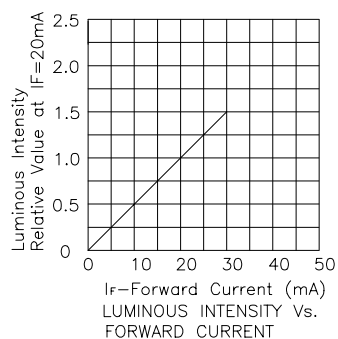
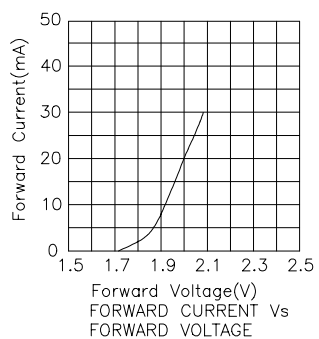
| Parameter | Super Bright Orange | Units |
|--------------------------|---------------------|-------|
| Power dissipation | 75 | mW |
| DC Forward Current | 30 | mA |
| Peak Forward Current [1] | 195 | mA |
| Reverse Voltage | 5 | V |
| Operating Temperature | -40°C To +85°C | |
| Storage Temperature | -40°C To +85°C | |

Note:

1. 1/10 Duty Cycle, 0.1ms Pulse Width.

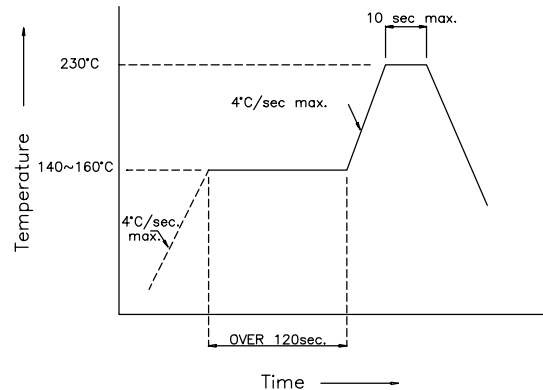


Super Bright Orange AP2012SEC

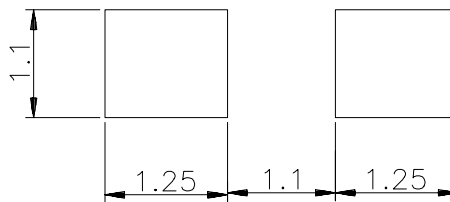


AP2012SEC SMT Reflow Soldering Instructions

Number of reflow process shall be less than 2 times and cooling process to normal temperature is required between first and second soldering process.



Recommended Soldering Pattern (Units : mm)



Tape Specifications (Units : mm)

