
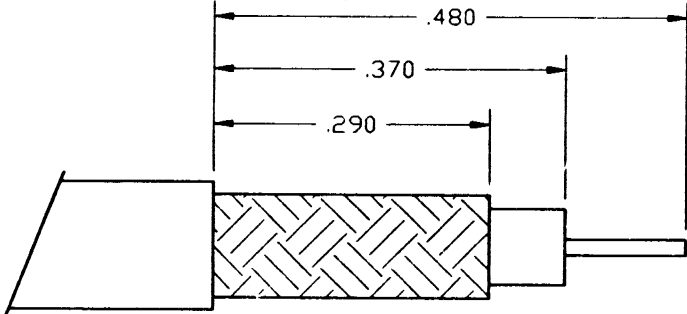
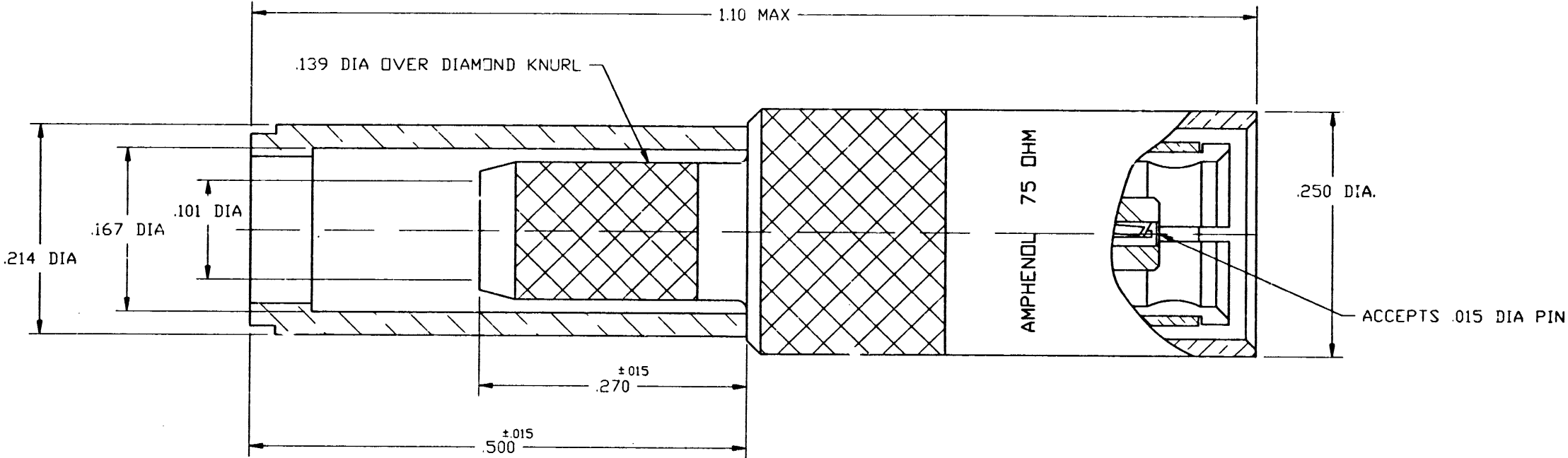


- NOTES:
- 1. DO NOT SCALE THIS DRAWING.
  - 2. PLATING MUST CONFORM TO AMPHENOL SPEC 349-50560. CONTACTS ARE GOLD PLATED, OTHER METAL PARTS ARE NICKEL PLATED.
  - 3. FOR ASSEMBLY INSTRUCTIONS SEE 349-50618 SHEET 2.

903-516P-71S		REVISIONS			
DRAWING NO.	REV	DESCRIPTION	DATE	ECO	APPR
THIRD ANGLE PROJ. 	A	OFFICIAL ENG. RELEASE TO MFG.	8-18-95	40889	PB/
	B	1.10 MAX WAS .95 REF, REVISE CABLE DIM	12-1-95	40994	PB/



CABLE STRIPPING DIMENSIONS

CUSTOMER DRAWING

DESIGNED FOR USE WITH AT&T CABLE 735A

UNLESS OTHERWISE SPECIFIED, DIMENSIONS ARE IN INCHES AND TOLERANCES ARE: 2 PLACE DECIMAL ±.015 (0,381 mm) 3 PLACE DECIMAL ±.005 (0,127 mm) ANGLES ± 1°	MATERIAL	DRAWN P. BRENZEL	DATE 8-9-95	TITLE  SMB 75 OHM PLUG		Amphenol Amphenol Corporation RF/Microwave Operations Danbury, Conn. U.S.A. 06810	
		ENGINEER	DATE				
NOTICE - These drawings, specifications, or other data (1) are, and remain the property of Amphenol Corp. (2) must be returned upon request; and (3) are confidential and not to be disclosed to any person other than those to whom they are given by Amphenol Corp. The furnishing of these drawings, specifications, or other data by Amphenol Corp., or to any other person for any purpose is not to be regarded by implication or otherwise in any manner licensing, granting rights or permitting such holder or any other person to manufacture, use or sell any product, process or design, patented or otherwise, that may in any way be related to or disclosed by said drawings, specifications, or other data.	REFERENCE EAR 111-964685 111-964730 2 KS 24191 L2 ISSUE 1 615X-1351-506	APPROVED R. VACCARO	DATE 8-10-95	SCALE: 8:1		SHEET 2 OF 2	
		CAD FILE H:\PETE\SMB\903\ASSY\516P71SC					
		CODE ID 74868	DWG SIZE B	DRAWING NO. 903-516P-71S		ISSUE B	

# Mouser Electronics

Authorized Distributor

Click to View Pricing, Inventory, Delivery & Lifecycle Information:

[Amphenol:](#)

[903-516P-71S](#)