THIS DRAWING IS UNPUBLISHED. RELEASED FOR PUBLICATION – , – .
© COPYRIGHT – By – ALL RIGHTS RESERVED.

LOC	DIST
—	—

REVISIONS

P	LTR	DESCRIPTION	DATE	DWN	APVD
	C3	REV PER ECO 14-015891	10-21-14	CT	RG

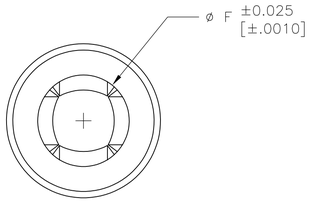

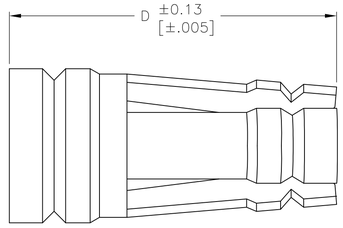

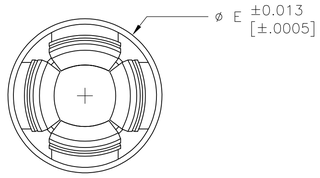

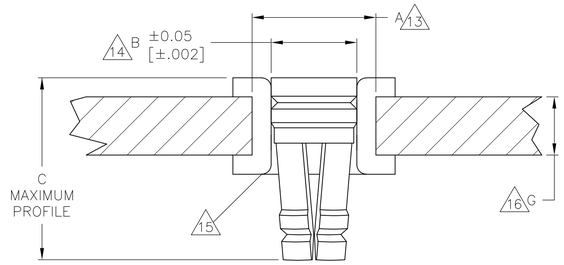

PLATED–THROUGH–HOLE REQUIREMENTS
SCALE 25:1

1. BERYLLIUM COPPER PER ATSM B197.
2. .000635 [.000025] MIN. GOLD OVER .001270 [.000050] MIN. NICKEL.
3. .000762 [.000030] MIN. GOLD OVER .001270 [.000050] MIN. NICKEL.
4. .002032 [.000080] MIN. MATTE TIN–LEAD OVER .001905 [.000075] MIN. COPPER.
5. QUALIFIED TO MILITARY SPECIFICATION MIL–DTL–83505/6
6. ROUND LEAD DIAMETER 0.41–0.53 [.016–.021].
7. ROUND LEAD DIAMETER 0.51–0.76 [.020–.030].
8. ROUND LEAD DIAMETER 0.64–0.89 [.025–.035].
9. ROUND LEAD DIAMETER 0.89–1.14 [.035–.045].
10. RECTANGULAR LEAD SIZE 0.28X0.46±0.05 [.011X.018±.002].
11. RECTANGULAR LEAD SIZE 0.64 SQ. [.025 SQ.].
12. LOW INSERTION/WITHDRAWAL FORCE PRODUCT.
13. NOMINAL DRILL SIZE FOR PRIMARY HOLE.
14. FINISHED HOLE DIAMETER.
15. PLATED–THRU HOLE FINISH: 0.0076–0.0127 [.0003–.0005] TIN–LEAD OVER 0.001 [.0254] MIN. COPPER
16. MINIMUM THICKNESS FOR THE CIRCUIT BOARD.
17. OVERSIZED PRODUCT– FOR USE WHEN THE FINISHED HOLE DIAMETER EXCEEDS 1.15 [.0453] BY 0.05 [.002] OR LESS.
18. THESE PRODUCTS ARE BULK PACKAGED.
19. .002032 [.000080] MIN. MATTE TIN (LEAD FREE) OVER .001905 [.000075] MIN COPPER
20. PRELIMINARY PART, NOT RELEASED FOR PRODUCTION.
21. .0046 [.000180] MIN TIN
22. OBSOLETE PARTS: OBSOLETE CIS STREAMLINING PER D.RENAUD/D.SINISI

G	F	E	D	C	B	A	PACKAGE QUANTITY 18	RECOMMENDED LEAD SIZE	MILITARY PART NUMBER	FINISH	AUGAT PART NUMBER (REF)	PART NUMBER
0.76 [.030]	1.07 [.042]	1.588 [.0625]	3.45 [.136]	3.56 [.140]	1.47 [.058]	1.61 [.0635]	10,000	8 11	–	4	8134-HC-8P3	2-1437506-8
									–	2	8134-HC-8P2	2-1437506-7
0.76 [.030]	.097 [.038]	1.588 [.0625]	3.45 [.136]	3.56 [.140]	1.47 [.058]	1.61 [.0635]	10,000	7	~~–~~	~~4~~	~~8134-HC-6P3~~	~~2-1437506-5~~ 22
									–	2	8134-HC-6P2	2-1437506-4
0.76 [.030]	0.66 [.026]	1.118 [.0440]	2.39 [.094]	2.54 [.100]	1.04 [.041]	1.15 [.0453]	10,000	6 10	–	4	8134-HC-5P3	2-1437506-1
									–	2	8134-HC-5P2	2-1437506-0
0.76 [.030]	0.74 [.029]	1.168 [.0460]	2.39 [.094]	2.54 [.100]	1.09 [.043]	1.150 [.0453]	10,000	6 10	–	4	8134-HC-14P3	1-1437506-7
									–	2	8134-HC-14P2	1-1437506-6
1.27 [.050]	1.32 [.052]	2.184 [.0860]	3.96 [.156]	4.06 [.160]	2.08 [.082]	2.22 [.0875]	10,000	9	–	4	8134-HC-12P3	1-1437506-4
									–	2	8134-HC-12P2	1-1437506-3
0.76 [.030]	1.07 [.042]	1.588 [.0625]	3.45 [.136]	3.56 [.140]	1.47 [.058]	1.61 [.0635]	50,000	8 11	–	19	8134-HC-8P3LF	8-1437514-8 20
22 OBSOLETE 0.76 [.030]	0.66 [.026]	1.118 [.0440]	2.39 [.094]	2.54 [.100]	1.04 [.041]	1.15 [.0453]	50,000	6 10	–	4	8134-HC-27P4	~~6-1437514-5~~ 12
									–	2	8134-HC-27P3	~~147699-4~~ 12
0.76 [.030]	0.74 [.029]	1.168 [.0460]	2.39 [.094]	2.54 [.100]	1.09 [.043]	17	50,000	6 10	–	21	8134-HC-14P3	6-1437514-2
									–	2	8134-HC-14P2	6-1437514-1
1.27 [.050]	1.32 [.052]	2.184 [.0860]	3.96 [.156]	4.06 [.160]	2.08 [.082]	2.22 [.0875]	50,000	9	–	4	8134-HC-12P3	6-1437514-0
									–	19	8134-HC-12P3LF	8-1437514-9 20
									M83505/6-004 5	3	M8134-HC-12P2	7-1437514-9 5
									–	2	8134-HC-12P2	5-1437514-9
0.76 [.030]	1.07 [.042]	1.588 [.0625]	3.45 [.136]	3.56 [.140]	1.47 [.058]	1.61 [.0635]	50,000	8 11	–	4	8134-HC-8P3	7-1437514-1
									M83505/6-003 5	3	M8134-HC-8P2	8-1437514-2 5
									–	2	8134-HC-8P2	7-1437514-0
0.76 [.030]	.097 [.038]	1.588 [.0625]	3.45 [.136]	3.56 [.140]	1.47 [.058]	1.61 [.0635]	50,000	7		19	8134-HC-6P3LF	9-1437514-1
									–	4	8134-HC-6P3	6-1437514-9
									M83505/6-002 5	3	M8134-HC-6P2	8-1437514-1 5
									–	2	8134-HC-6P2	6-1437514-8
0.76 [.030]	0.66 [.026]	1.118 [.0440]	2.39 [.094]	2.54 [.100]	1.04 [.041]	1.15 [.0453]	50,000	6 10	–	19	8134-HC-5P3LF	9-1437514-0
									–	4	8134-HC-5P3	6-1437514-7
									M83505/6-001 5	3	M8134-HC-5P2	8-1437514-0 5
									–	2	8134-HC-5P2	6-1437514-6

THIS DRAWING IS A CONTROLLED DOCUMENT.

DIMENSIONS: mm

TOLERANCES UNLESS OTHERWISE SPECIFIED:
0 PLC ± –
1 PLC ± –
2 PLC ± 0.13 [.005]
3 PLC ± –
4 PLC ± –
ANGLES ± –

MATERIAL 1

FINISH SEE TABLE

DWN M.BINNER 16MAY01
CHK J.MOSIER –
APVD – –
PRODUCT SPEC 108-1979
APPLICATION SPEC 114-13033
WEIGHT –

TE Connectivity

NAME HOLTITE CONTACTS

SIZE A1 | CAGE CODE 00779 | DRAWING NO C-147699 | RESTRICTED TO —

CUSTOMER DRAWING | SCALE NTS | SHEET 1 OF 1 | REV C3

4805 (3/11)