

# Solderless Breadboards and Accessories



**3M** Innovation



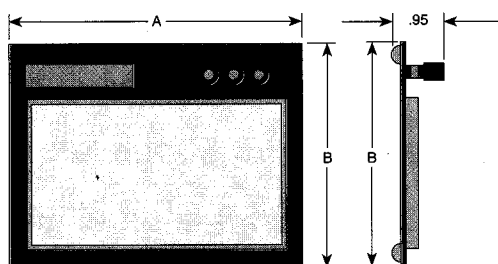
## Solderless Breadboards

3M Series 300 Breadboards incorporate state-of-the-art techniques in design and fabrication to yield a circuit-building system with unparalleled flexibility and reliability.

A voltage distribution system is integrated with the basic component breadboarding matrix, and 5-way binding posts provide the interface for connections from the power supply, signal generators or other external equipment.

All models incorporate the 3M laboratory-proven multi-tie-point terminal design for convenient, solderless, plug-in circuit building. Each terminal position contains electrically connected tie-points spaced on a continuous .100" matrix to accept any component with .100" lead spacing as well as components whose leads can be dressed to fit.

The surface of the steel base is high gloss baked enamel for protection. Rubber feet prevent sliding during benchwork.




- Simply plug in components and interconnect with ordinary 22-gauge solid wire. Time consuming soldering is eliminated and all components can be used again and again.
- Alpha-numeric identification along the strips allows for fast and easy layout designs and project applications. Every tie-point position on the strip can quickly be identified by a letter and number combination.
- 3M jumper wires are included.
- The sturdy metal base plate serves as a ground plane to help minimize noise and voltage spikes in today's high-speed circuits.
- DIPs of all sizes and a wide variety of discrete components with lead diameters of up to .032" can be used.
- By jumping across the center area, full length distribution buses can be created vertically.
- Use the 5-way binding posts for easy connection to ground, power supply, or other external equipment.

Model	Part Number	Dip Capacity Up To	Base Dimensions A	B	Total Tie Points	Total Tie Points Terminal	Vertical Distribution Buses	Horizontal Distribution Buses	Binding Post
306	922306	6-14 Pin	5.4" [137.16]	4.0" [101.6]	610	94	0	4	2
309	922309	9-14 Pin	7.0" [177.8]	4.0" [101.6]	840	128	0	8	3
318	922318	18-14 Pin	7.75" [196.85]	6.25" [158.75]	1824	256	4	16	3
327	922327	27-14 Pin	8.0" [203.2]	9.25" [234.95]	2712	384	24	4	4
336	922336	36-14 Pin	10.25" [260.35]	9.25" [234.95]	3648	512	32	4	4
345	922345	45-14 Pin	12.44" [315.976]	9.75" [247.65]	4520	640	40	4	4
354	922354	54-14 Pin	14.69" [373.126]	9.75" [247.65]	5424	768	48	8	4

Breadboard Accessories


3M has all the accessories you'll need for fast, safe and easy circuit building. You'll speed circuit building with our pre-measured, pre-formed, color coded jumper wires in a wide variety of sizes. Our patch cords provide the extra reach and convenience you need when connections are changed frequently or when off-board or test clip / breadboard connections are required. And our plunger activated probes make test connections to individual component leads faster and easier, while minimizing the possibility of accidental shorts. Everything you need, in the quantities you require.



Jumper Wires

- Pre-measured, pre-formed, color coded jumper wires
- Wires are #22 AWG solid, tinned copper, PVC insulated, stripped 1/4" and bent 90° on both ends for easy insertion
- Available in 14 different lengths
- Jumper Wire Kits contain an assortment of 350 jumper wires
- Individual packages are sold in 0.1" increments from 0.1" to 1.0" and in 1.0" increments from 1.0" to 5.0" (exclusive of 1/4" ends)

	Part Number	Qty/Pkg	Length(in.)	Color
	923345-01	200	0.1	No Insulation
	923345-02	200	0.2	Red
	923345-03	200	0.3	Orange
	923345-04	200	0.4	Yellow
	923345-05	200	0.5	Green
	923345-06	150	0.6	Blue
	923345-07	150	0.7	Violet
	923345-08	150	0.8	Gray
	923345-09	150	0.9	White
	923345-10	100	1.0	Brown
	923345-20	100	2.0	Red
	923345-30	75	3.0	Orange
	923345-40	75	4.0	Yellow
	923345-50	75	5.0	Green



Patch Cords

- Provide the flexibility to frequently change connections
- Ideal for off-board connections or breadboard / test clip connections
- Wires are #26 AWG stranded with PVC insulation, color coded by length
- Available with pin and socket contacts, solder plated or plunger activated probes
- Pin and socket contacts have a sleeve insulation and are stackable on 0.1" centers

Description	Part Number	Qty/ Pkg	Color/Length Assortment	Pin/Socket Size	Recommended Applications
	924961	20	Assort. A	.019	IC Sockets
	924962	20	Assort. A	.030	3M Breadboards
	924963	20	Assort. A	.019/0.28	Extension for .019 Pin Plug
	924964	20	Assort. A	.028/.035	TC to TC. TC to .025 sq. post
	924965	20	Assort. A	.019 (.019/0.28)	IC Socket to .019 Pin Plug
	924966	20	Assort. A	.030 (.028/.035)	3M Breadboards to TC, .025sq. post
	924967	10	Assort. B	.019	IC Socket to TC, .025 sq. post, etc.
	924968	10	Assort. B	.030	3M Breadboard to TC, .025 sq. post, etc.
	924969	10	Assort. B	.019/0.28	.019 Pin Plug to TC, .025 sq. post, etc.
	924970	10	Assort. B	.028/.035	TC, .025 post to TC .025 post, etc.

Assortment A (20 pieces): 9 pieces - 2" - Yellow, 6 pieces - 4" - Blue, 3 pieces - 6" - Red, 2 pieces - 9" - Black  
Assortment B (10 pieces): 5 pieces - 15" - Red, 5 pieces - 15" - Black



## Probes


- Provide a safe, fast and easy method of testing individual component leads
- Minimize the possibility of accidental shorts
- Phosphor-bronze contact hooks are sheathed in the nylon body of the probe until exposure is needed
- Probes are easily attached to component leads being tested. Expose contact hooks by pressing the cap of the probe. Place on component lead. Release for a safe and secure attachment
- Are available in 4 different sizes – from 1.63" to 3.56"
- Can be soldered to stranded hook-up wire

Description	Color	Part Number
Micro Probe-It (2 per package)	Red	923830-RD
	Black	923830-BK
	Blue	923830-BU
	Green	923830-GN
	Yellow	923830-YL
	White	923830-WT

A side-view diagram of the Micro Probe-It tool. It features a black handle with a silver-colored tip. A dimension line with arrows at both ends is positioned above the handle, indicating a length of 1.63 inches. The text '\* 1.63' is placed above the dimension line.



Micro Probe-It	One of Each	923848
Assortment (6 per package)	Red	923835-RD
Mini Probe-It (2 per package)	Black	923835-BK
	Blue	923835-BU
	Green	923835-GN
	Yellow	923835-YL
	White	923835-WT




Mini Probe-It		
Assortment (6 per package)	One of Each	923850
Standard Probe-It (2 per package)	Red	923840-RD
	Black	923840-BK



Maxi Probe-It (2 per package)	Red	923845-RD
	Black	923845-BK



\* Dimensions with hook contact retracted



## Tie-Point Blocks

- Ideal for connections to power, ground, clock lines and status monitors, etc.
- Can be used to mount switches, indicators, relays, LED displays and more
- Each group of 4 tie-points has a solder tail for connection to the circuit
- Mounting posts on the plastic body press fit into holes in the PC Board
- The LED-mount version has a single tie-point and solder tail for plug-in connection to LED (LED not included)
- The 0.1" matrix will accept any lead up to 0.32"; #22 AWG solid wire is recommended for connections

## Specifications

Model	Part No.	One Pkg.
TB1 (Single)*	923297	20 pcs
TB1 (Double)	923428	20 pcs
TB2 (Double)*	923299	20 pcs
TB1 (Triple)*	923301	20 pcs
TB1 (Quad)*	923303	20 pcs
TB1 (LED Mount)*	923305	20 pcs
TBA**	923306	20 pcs

\*\* 4 of each of the \* models listed above

## Dimensions

## Part Number

**923303**  
TB4 (quad)

Part No. 923303

Dimensions: 125 [3.175], 700 [17.78], 530 [13.462], 935 [23.813], 430 [10.922], 500 [12.7], 100 [2.54], 250 [6.35], 50 [1.27], 10 [0.254].  
Post holes: No. 53 drill

**923301**  
TB3 (triple)

Part No. 923301

Dimensions: 125 [3.175], 530 [13.462], 400 [10.16], 300 [7.62], 330 [8.382], 200 [5.08], 100 [2.54].  
Solder tail holes: No. 60 drill

**923299**  
TB2 (double)

Part No. 923299

Dimensions: 125 [3.175], 630 [16.002], 150 [3.81], 300 [7.62], 100 [2.54], 50 [1.27].

**923297**  
TB1 (single)

Part No. 923297

Dimensions: 125 [3.175], 630 [16.002], 100 [2.54], 200 [5.08], 32 [8.128], 10 [2.54].  
Solder tail length: .11 [2.794]  
All Posts .062 [1.575] dia.

**923428-B**  
TB1 (double)

Dimensions: 125 [3.175], 630 [16.002], 150 [3.81], 300 [7.62], 32 [8.128], 10 [2.54].  
Solder tail length: .11 [2.794]  
All Posts .062 [1.575] dia.

**923305**  
LB1 (LED)

Part No. 923305

Dimensions: 125 [3.175], 400 [10.16], 196 [4.978], 150 [3.81], 130 [3.302], 300 [7.62], 500 [12.7], 700 [17.78], 240 [6.096], 10 [0.254], 50 [1.27], 10 [0.254].  
LED lead holes: No. 55 drill

LB1 Ibooks are designed to accept (press fit) any standard LED indicator with max. bulb diameter of 3/16". Flange may vary from .210" to .230".





## Solderless Circuit Building Breadboard Strips

Terminal Strip, Distribution Strip, Super Strip and Circuit Strip building blocks provide unlimited freedom in the layout and implementation of custom breadboarding systems.

DIP's and all components with lead diameters up to .032" simply plug into the strips and interconnect with 3M color-coded, pre-measured, pre-formed #22 AWG jumper wires.

Terminal Strips have spring clips arranged side-by-side. Distribution Strips have spring clips arranged end-to-end. Super Strip and the smaller Circuit Strip breadboarding unit combine Terminal and Distribution building blocks in a single unit, using the plug-in ease of the 0.1" x 0.1" solderless tie-point matrix combined with the convenience of separate distribution buses for power, ground and signal lines.

### Terminal Strips

**923261** Full Terminal Strip 128 5 tie-point terminals (2 rows of 64)




**923265** 3/4 Terminal Strip 96 5 tie-point terminals (2 rows of 48)



**923269** Half Terminal Strip 68 5 tie-point terminals (2 rows of 34)



**923273** 1/4 Terminal Strip 34 5 tie-point terminals (2 rows of 17)



**923289** Full Terminal Strip (4 pos.) 128 4 tie-point terminals (2 rows of 64)



**923291** Single Terminal Strip 54 4 tie-point terminals (1 row)



**923292** Single Terminal Strip same as above but with solder-tail terminals



### Distribution Strips

**923277** Full Distribution Strip 2 rows of 12 connected 4 tie-point terminals



**923281** 3/4 Distribution Strip 2 rows of 9 connected 4 tie-point terminals



**923285** Half Distribution Strip 2 rows of 6 connected 4 tie-point terminals




**923293** 3-row Distribution Strip 6 rows of 6 connected 4 tie-point terminals




### Super Strips

**923252** Full Terminal Strip 128 5 tie-point terminals (2 rows of 64) and 8 buses of 25 connected tie-points



### Circuit Strips

**923253** 3/4 Terminal Strip 96 5 tie-point terminals (2 rows of 48) and 4 buses of 35 connected tie-points



\* Terminals Gold Plated at 10 millionths thick

For sales, ordering and technical information contact your local 3M distributor  
or 3M at **800-321-9668**

#### **Important Notice**

All statements, technical information and recommendations related to the Seller's products are based on information believed to be reliable, but the accuracy or completeness thereof is not guaranteed. Before utilizing the product, the user should determine the suitability of the product for its intended use. The user assumes all risks and liability whatsoever in connection with such use.

Any statements or recommendations of the Seller which are not contained in the Seller's current publications shall have no force or effect unless contained in an agreement signed by an authorized officer of the Seller.

The statements contained herein are made in lieu of all warranties, express or implied, including but not limited to the implied warranties of merchantability and fitness for a particular purpose which warranties are hereby expressly disclaimed.

SELLER SHALL NOT BE LIABLE TO THE USER OR ANY OTHER PERSON UNDER ANY LEGAL THEORY, INCLUDING BUT NOT LIMITED TO NEGLIGENCE OR STRICT LIABILITY, FOR ANY INJURY OR FOR ANY DIRECT OR CONSEQUENTIAL DAMAGES SUSTAINED OR INCURRED BY REASON OF THE USE OF ANY OF THE SELLER'S PRODUCTS.

**3M**

**Electronic Specialty Markets**  
6801 River Place Blvd.  
Austin, Texas 78726-9000



Printed on Recycled Paper

Litho in the USA

© 3M 1994 80-6106-0840-0 (04425)BP