

QRD1113 / QRD1114 Reflective Object Sensor

Features

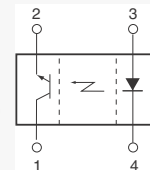
- Phototransistor Output
- No-Contact Surface Sensing
- Unfocused for Sensing Diffused Surfaces
- Compact Package
- Daylight Filter on sensor

Description

The QRD1113 and QRD1114 reflective sensors consist of an infrared emitting diode and an NPN silicon phototransistor mounted side by side in a black plastic housing. The on-axis radiation of the emitter and the on-axis response of the detector are both perpendicular to the face of the QRD1113 and QRD1114. The phototransistor responds to radiation emitted from the diode only when a reflective object or surface is in the field of view of the detector.



Schematic



PIN 1. Collector PIN 3. Anode
PIN 2. Emitter PIN 4. Cathode

Ordering Information

Part Number	Operating Temperature	Package	Top Mark	Packing Method
QRD1113	-40 to +85°C	Custom 4L	QRD1113	Bulk
QRD1114		Custom 4L	QRD1114	Bulk

Absolute Maximum Ratings

Stresses exceeding the absolute maximum ratings may damage the device. The device may not function or be operable above the recommended operating conditions and stressing the parts to these levels is not recommended. In addition, extended exposure to stresses above the recommended operating conditions may affect device reliability. The absolute maximum ratings are stress ratings only. Values are at $T_A = 25^\circ\text{C}$ unless otherwise specified.

Symbol	Parameter	Min.	Unit
T _{OPR}	Operating Temperature	-40 to +85	°C
T _{STG}	Storage Temperature	-40 to + 100	
T _{SOL-I}	Lead Temperature (Solder Iron) ^(1,2,3)	240 for 5 s	
T _{SOL-F}	Lead Temperature (Solder Flow) ^(1,2)	260 for 10 s	
EMMITER			
I _F	Continuous Forward Current	50	mA
V _R	Reverse Voltage	5	V
P _D	Power Dissipation	100	mW
SENSOR			
V _{CEO}	Collector-Emitter Voltage	30	V
V _{ECO}	Emitter-Collector Voltage		V
P _D	Power Dissipation ⁽⁴⁾	100	mW

Notes:

1. RMA flux is recommended.
2. Methanol or isopropyl alcohols are recommended as cleaning agents.
3. Soldering iron tip 1/16 inch (1.6 mm) minimum from housing.
4. Derate power dissipation linearly 1.33 mW/ $^\circ\text{C}$.

Electrical / Optical Characteristics

Values are at $T_A = 25^\circ\text{C}$ unless specified otherwise.

Symbol	Parameter	Test Conditions	Min.	Typ.	Max.	Units
INPUT (Emitter)						
V_F	Forward Voltage	$I_F = 20\text{ mA}$			1.7	V
I_R	Reverse Leakage Current	$V_R = 5\text{ V}$			100	μA
λ_{PE}	Peak Emission Wavelength	$I_F = 20\text{ mA}$		940		nm
OUTPUT (Sensor)						
BV_{CEO}	Collector-Emitter Breakdown	$I_C = 1\text{ mA}$	30			V
BV_{ECO}	Emitter-Collector Breakdown	$I_E = 0.1\text{ mA}$	5			V
I_D	Dark Current	$V_{CE} = 10\text{ V}, I_F = 0\text{ mA}$			100	nA
COUPLED						
$I_{C(ON)}$	QRD1113 Collector Current	$I_F = 20\text{ mA}, V_{CE} = 5\text{ V},$ $D = 0.050\text{ inch}^{(5, 7)}$	0.300			mA
$I_{C(ON)}$	QRD1114 Collector Current		1			mA
$V_{CE(SAT)}$	Collector Emitter Saturation Voltage	$I_F = 40\text{ mA}, I_C = 100\text{ }\mu\text{A},$ $D = 0.050\text{ inch}^{(5, 7)}$			0.4	V
I_{CX}	Cross Talk	$I_F = 20\text{ mA}, V_{CE} = 5\text{ V},$ $E_E = 0^{(6)}$		0.2	10.0	μA
t_r	Rise Time	$V_{CE} = 5\text{ V}, R_L = 100\text{ }\Omega,$ $I_{C(ON)} = 5\text{ mA}$		10		μs
t_f	Fall time			50		μs

Notes:

- D is the distance from the sensor face to the reflective surface.
- Crosstalk (I_{CX}) is the collector current measured with the indicated current on the input diode and with no reflective surface.
- Measured using Eastman Kodak natural white test card with 90% diffused reflecting as a reflecting surface.

Typical Performance Characteristics

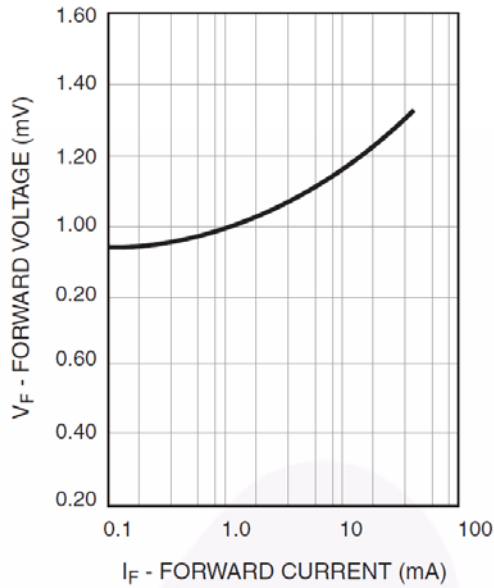


Figure 1. Forward Voltage vs. Forward Current

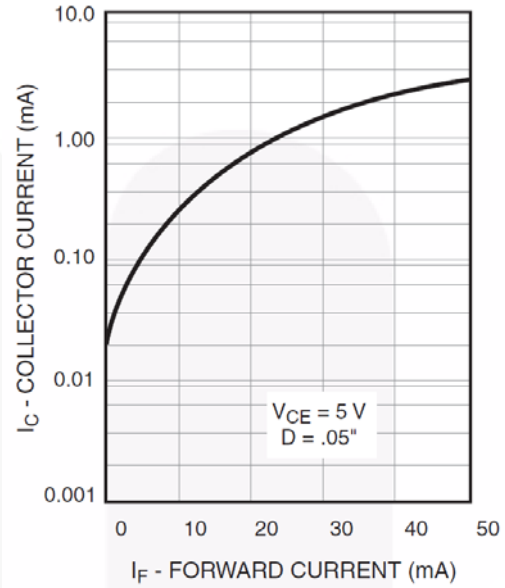


Figure 2. Normalized Collector Current vs. Forward Current

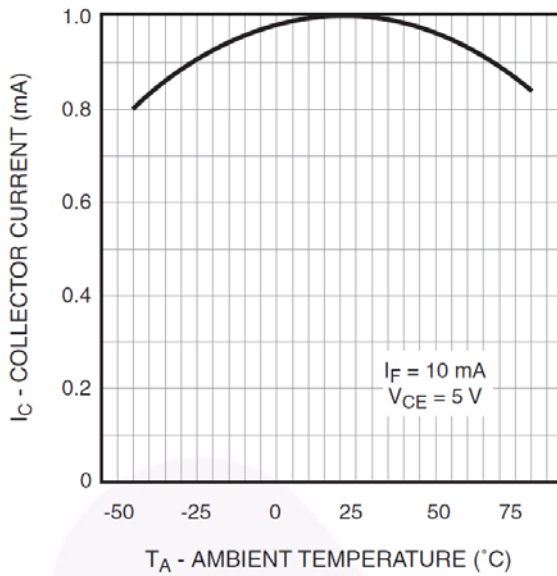


Figure 3. Normalized Collector Current vs. Temperature

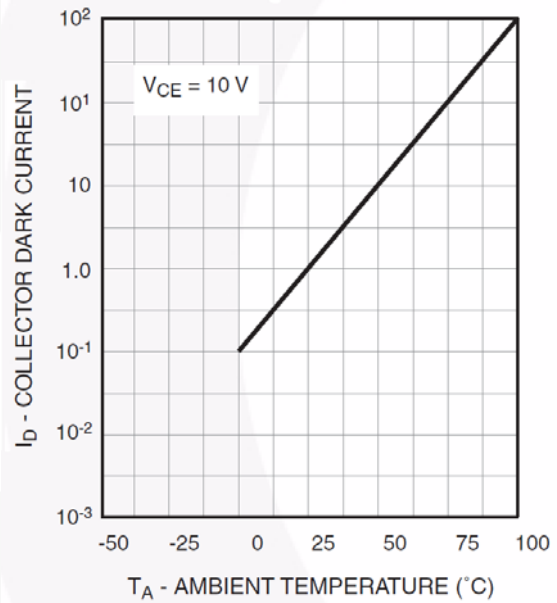


Figure 4. Normalized Collector Dark Current vs. Temperature

Typical Performance Characteristics (continued)

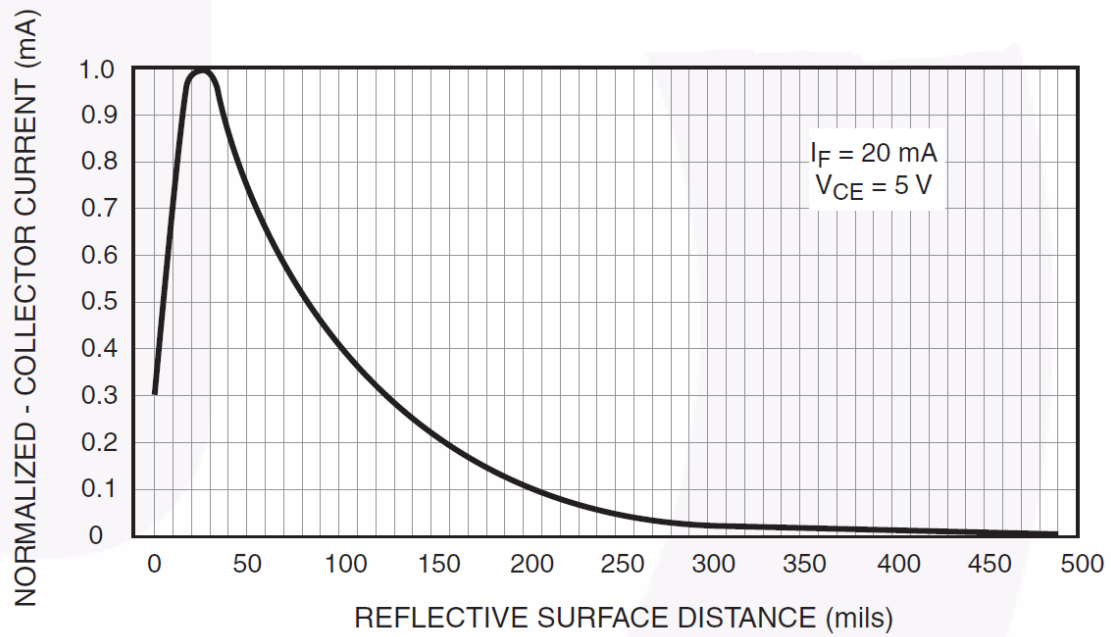
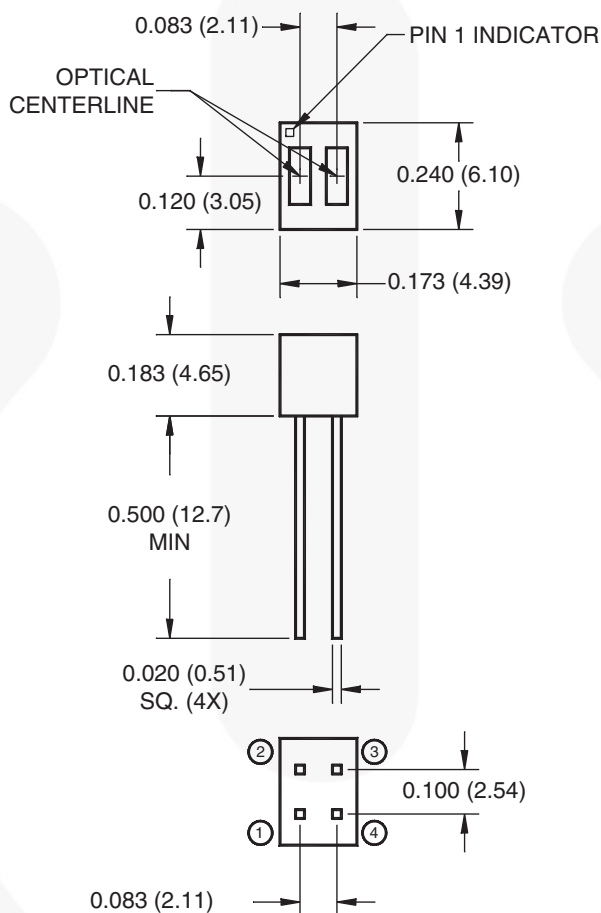


Figure 5. Normalized Collector Current vs. Distance

Physical Dimensions

Custom 4L



Notes:

1. Dimensions for all drawings are in inches (millimeters).
2. Tolerance of $\pm .010$ (.25) on all non-nominal dimensions unless otherwise specified.
3. Pins 2 and 4 typically .050" shorter than pins 1 and 3.
4. Dimensions controlled at housing surface.

Figure 6. REFLECTIVE RECTANGULAR SENSOR PCB MOUNT (ACTIVE)

Package drawings are provided as a service to customers considering Fairchild components. Drawings may change in any manner without notice. Please note the revision and/or date on the drawing and contact a Fairchild Semiconductor representative to verify or obtain the most recent revision. Package specifications do not expand the terms of Fairchild's worldwide terms and conditions, specifically the warranty therein, which covers Fairchild products.

Always visit Fairchild Semiconductor's online packaging area for the most recent package drawings:

<http://www.fairchildsemi.com/packaging/>





For current tape and reel specifications, visit Fairchild Semiconductor's online packaging area:

http://www.fairchildsemi.com/packing_dwgs/PKG-ARU311A-LOCZ.pdf



TRADEMARKS

The following includes registered and unregistered trademarks and service marks, owned by Fairchild Semiconductor and/or its global subsidiaries, and is not intended to be an exhaustive list of all such trademarks.

2Cool™	FPS™		Sync-Lock™
AccuPower™	F-PFS™	PowerTrench®	SYSTEM GENERAL®
AX-CAP®*	FRFET®	PowerXS™	TinyBoost™
BitSiC™	Global Power Resource™	Programmable Active Droop™	TinyBuck™
Build it Now™	GreenBridge™	QFET®	TinyCalc™
CorePLUS™	Green FPS™	QS™	TinyLogic®
CorePOWER™	Green FPS™ e-Series™	Quiet Series™	TINYOPTO™
CROSSVOLT™	Gmax™	RapidConfigure™	TinyPower™
CTL™	GTO™		TinyPWM™
Current Transfer Logic™	IntelliMAX™	Saving our world, 1mW/W/kW at a time™	TinyWire™
DEUXPEED®	ISOPPLANAR™	SignalWise™	TranSiC™
Dual Cool™	Making Small Speakers Sound Louder and Better™	SmartMax™	TriFault Detect™
EcoSPARK®	MegaBuck™	SMART START™	TRUECURRENT®*
EfficientMax™	MICROCOUPLER™	Solutions for Your Success™	μSerDes™
ESBC™	MicroFET™	SPM®	
	MicroPak™	STEALTH™	UHC®
Fairchild®	MicroPak2™	SuperFET™	Ultra FRFET™
Fairchild Semiconductor®	MillerDrive™	SuperSOT™-3	UniFET™
FACT Quiet Series™	MotionMax™	SuperSOT™-6	VCX™
FACT®	mWSaver™	SuperSOT™-8	VisualMax™
FAST®	OptoHiT™	SupreMOS®	VoltagePlus™
FastvCore™	OPTOLOGIC®	SyncFET™	XS™
FETBench™	OPTOPLANAR®		

* Trademarks of System General Corporation, used under license by Fairchild Semiconductor.

DISCLAIMER

FAIRCHILD SEMICONDUCTOR RESERVES THE RIGHT TO MAKE CHANGES WITHOUT FURTHER NOTICE TO ANY PRODUCTS HEREIN TO IMPROVE RELIABILITY, FUNCTION, OR DESIGN. FAIRCHILD DOES NOT ASSUME ANY LIABILITY ARISING OUT OF THE APPLICATION OR USE OF ANY PRODUCT OR CIRCUIT DESCRIBED HEREIN; NEITHER DOES IT CONVEY ANY LICENSE UNDER ITS PATENT RIGHTS, NOR THE RIGHTS OF OTHERS. THESE SPECIFICATIONS DO NOT EXPAND THE TERMS OF FAIRCHILD'S WORLDWIDE TERMS AND CONDITIONS, SPECIFICALLY THE WARRANTY THEREIN, WHICH COVERS THESE PRODUCTS.

LIFE SUPPORT POLICY

FAIRCHILD'S PRODUCTS ARE NOT AUTHORIZED FOR USE AS CRITICAL COMPONENTS IN LIFE SUPPORT DEVICES OR SYSTEMS WITHOUT THE EXPRESS WRITTEN APPROVAL OF FAIRCHILD SEMICONDUCTOR CORPORATION.

As used herein:

1. Life support devices or systems are devices or systems which, (a) are intended for surgical implant into the body or (b) support or sustain life, and (c) whose failure to perform when properly used in accordance with instructions for use provided in the labeling, can be reasonably expected to result in a significant injury of the user.
2. A critical component in any component of a life support, device, or system whose failure to perform can be reasonably expected to cause the failure of the life support device or system, or to affect its safety or effectiveness.

ANTI-COUNTERFEITING POLICY

Fairchild Semiconductor Corporation's Anti-Counterfeiting Policy. Fairchild's Anti-Counterfeiting Policy is also stated on our external website, www.fairchildsemi.com, under Sales Support.

Counterfeiting of semiconductor parts is a growing problem in the industry. All manufacturers of semiconductor products are experiencing counterfeiting of their parts. Customers who inadvertently purchase counterfeit parts experience many problems such as loss of brand reputation, substandard performance, failed applications, and increased cost of production and manufacturing delays. Fairchild is taking strong measures to protect ourselves and our customers from the proliferation of counterfeit parts. Fairchild strongly encourages customers to purchase Fairchild parts either directly from Fairchild or from Authorized Fairchild Distributors who are listed by country on our web page cited above. Products customers buy either from Fairchild directly or from Authorized Fairchild Distributors are genuine parts, have full traceability, meet Fairchild's quality standards for handling and storage and provide access to Fairchild's full range of up-to-date technical and product information. Fairchild and our Authorized Distributors will stand behind all warranties and will appropriately address any warranty issues that may arise. Fairchild will not provide any warranty coverage or other assistance for parts bought from Unauthorized Sources. Fairchild is committed to combat this global problem and encourage our customers to do their part in stopping this practice by buying direct or from authorized distributors.

PRODUCT STATUS DEFINITIONS

Definition of Terms

Datasheet Identification	Product Status	Definition
Advance Information	Formative / In Design	Datasheet contains the design specifications for product development. Specifications may change in any manner without notice.
Preliminary	First Production	Datasheet contains preliminary data; supplementary data will be published at a later date. Fairchild Semiconductor reserves the right to make changes at any time without notice to improve design.
No Identification Needed	Full Production	Datasheet contains final specifications. Fairchild Semiconductor reserves the right to make changes at any time without notice to improve the design.
Obsolete	Not In Production	Datasheet contains specifications on a product that is discontinued by Fairchild Semiconductor. The datasheet is for reference information only.

Rev. I64