


Modular Freestanding Enclosures - NEMA 12

Accessories

Modular Freestanding



IME Side Panels

- Maintains UL/CSA Type 12 approvals.
- Screw fastens into frame.
- Bond studs provided for grounding.
- Finished in beige.
- Packaged in quantities of two.
- Optional tamper resistant screws available...see page 245.



Part No.	For Use With Enclosure (Pair)	A x C (mm)
ISP166		1600 x 600
ISP168		1600 x 800
ISP184		1800 x 400
ISP185		1800 x 500
ISP186		1800 x 600
ISP188		1800 x 800
ISP204		2000 x 400
ISP205		2000 x 500
ISP206		2000 x 600
ISP208		2000 x 800



IME Bridge Panel

- Mounts between inner panels of joined enclosures.
- Finished in white.



Part No.	For Use With Enclosure Nominal Height (mm)		Overall Dimensions	
			Height	Width
IBP16	1600	inch mm	59.31 1507	5.13 130
IBP18	1800	inch mm	66.31 1684	5.13 130
IBP20	2000	inch mm	75.06 1907	5.13 130



IME Door Mount Rails

- Allows for a variety of door mounting applications.
- Mounts to studs on door.
- Finished in beige.
- Packaged in quantities of two.



Part No.	For Use With Enclosure Nominal Height (mm)	Usable Height
IDMR16	1600	inch mm 50.25 1276
IDMR18	1800	inch mm 57.25 1454
IDMR20	2000	inch mm 64.25 1632

Door Width (mm)	Door Mounting Rail Centers	
600	inch mm	16.13 410
700	inch mm	21.38 543
800	inch mm	21.38 543
1000	inch mm	31.00 787

Modular Freestanding Enclosures - NEMA 12

Accessories

Modular Freestanding



Additional Inner Panel

- For use with IME, IFMD and IMET Series.
- Can be used with IPC Series, must order IPC Base Panel Bracket (Part No. **IPCPSK**).
- Replacement or additional mounting panel (standard enclosures include 1 inner mounting panel).
- 12 gauge (IME, IFMD) or 10 gauge (IMET) steel panel.
- Comes complete with all mounting hardware.
- Finished in white.

Part No	Fits IME/IMET/IFMD Nominal Dimension		Panel Size (In.)	
	A	B	Height	Width
IMEP166	1600	600	61.75	17.75
IMEP167	1600	700	61.75	22.75
IMEP168	1600	800	61.75	26.25
IMEP1612	1600	1200	61.75	40.00
IMEP186	1800	600	68.75	17.75
IMEP187	1800	700	68.75	22.75
IMEP188	1800	800	68.75	26.25
IMEP1810	1800	1000	68.75	34.12
IMEP1812	1800	1200	68.75	40.00
IMEP1816	1800	1600	68.75	57.75
IMEP206	2000	600	77.50	17.75
IMEP207	2000	700	77.50	22.75
IMEP208	2000	800	77.50	26.25
IMEP2010	2000	1000	77.50	34.12
IMEP2012	2000	1200	77.50	40.00
IMEP2016	2000	1600	77.50	57.75



Side Mount Inner Panel

- For use with IME, IFMD and IMET Series only
- 12 gauge steel.
- Comes complete with all mounting hardware.
- Finished in white.



Part No.	For Use With Enclosure A x C (mm)	Height	Width
IMEPS166	1600 x 600	62.75	17.12
IMEPS168	1600 x 800	62.75	25.00
IMEPS184	1800 x 400	69.75	9.25
IMEPS185	1800 x 500	69.75	13.12
IMEPS186	1800 x 600	69.75	17.12
IMEPS188	1800 x 800	69.75	25.00
IMEPS204	2000 x 400	78.50	9.25
IMEPS205	2000 x 500	78.50	13.12
IMEPS206	2000 x 600	78.50	17.12
IMEPS208	2000 x 800	78.50	25.00

Modular Freestanding Enclosures - NEMA 12

Accessories


Modular Freestanding



IME Joining Kit

- Connects side by side units at 6 points.
- Maintains UL/CSA Type 12 approvals.
- Finished in beige.

Part No.	For Use With Enclosure A x C (mm)
IJK166	1600 x 600
IJK168	1600 x 800
IJK184	1800 x 400
IJK185	1800 x 500
IJK186	1800 x 600
IJK188	1800 x 800
IJK204	2000 x 400
IJK205	2000 x 500
IJK206	2000 x 600
IJK208	2000 x 800



Vented Raised Top

- For use with IME, IFMD and IPC Series only.
- Provides top ventilation in enclosure.
- Cutout diagram provided.
- Comes complete with all mounting hardware.
- Finished in beige.



Part No	Fits IME/IPC/IFMD Nominal Dimension		Actual Outside Dimension		
	B(mm)	C(mm)	A(In.)	B(In.)	C(In.)
IPT64	600	400	2.00	13.13	13.75
IPT65	600	500	2.00	13.13	17.63
IPT66	600/700	600	2.00	13.13	21.63
IPT68	600/700	800	2.00	13.13	29.50
IPT84	800	400	2.00	21.63	13.75
IPT85	800/1000	500	2.00	21.63	17.63
IPT86	800/1000	600	2.00	21.63	21.63
IPT88	800/1000	800	2.00	21.63	29.50

Modular Freestanding Enclosures - NEMA 12

Accessories

Modular Freestanding



Window Door

- For use with IME Series only.
- Provides maximum viewing area of enclosed equipment.
- Maintains NEMA 12 rating.
- UL 94-VO polycarbonate window.
- Removable and reversible for left or right hand opening.
- **NOTE:** Left hand opening will not work with interlock kits.
- Complete with locking handle and required mounting hardware.
- Finished in beige.

Part No	For Use With Enclosure A x B (mm)	Viewing Area (In.)	
		A	B
IMEWD166	1600 x 600	56.69	15.00
IMEWD167	1600 x 700	56.69	20.00
IMEWD168	1600 x 800	56.69	23.50
IMEWD186	1800 x 600	63.69	15.00
IMEWD187	1800 x 700	63.69	20.00
IMEWD188	1800 x 800	63.69	23.50
IMEWD1810	1800 x 1000	63.69	31.37
IMEWD206	2000 x 600	72.44	15.00
IMEWD207	2000 x 700	72.44	20.00
IMEWD208	2000 x 800	72.44	23.50
IMEWD2010	2000 x 1000	72.44	31.37



Solid Door

- For use with the IME Series only.
- Maintains NEMA 12 rating.
- Constructed of 14 gauge steel.
- Smooth action handle provides solid NEMA 12 seal.
- Quick release hinge design allows for easy removal.
- Can fit either front or back of frame.
- Complete with locking handle and required mounting hardware.
- Finished in beige.

Part No.	For Use With Enclosure A x B (mm)
IMESD166	1600 x 600
IMESD167	1600 x 700
IMESD168	1600 x 800
IMESD186	1800 x 600
IMESD187	1800 x 700
IMESD188	1800 x 800
IMESD1810	1800 x 1000
IMESD206	2000 x 600
IMESD207	2000 x 700
IMESD208	2000 x 800
IMESD2010	2000 x 1000

Modular Freestanding Enclosures - NEMA 12

Accessories

Modular Freestanding



Printer Shelf

IPC Enclosure Shelves

- Pull-out printer shelf with 3 levels for printer, paper feed and paper collection, finished in black.
- Pull-out server shelf with handle for convenience, finished in white.
- Slides included.




Printer Shelf Part No.	For Use with Enclosure Nominal Width		Usable Shelf Dimensions		
			Height	Width	Depth
IPCPS7	700mm	inch	12.25	21.59	19.00
		mm	311	548	483
IPCPS8	800mm	inch	12.25	25.09	19.00
		mm	311	637	483



Server Shelf

Server Shelf Part No.	For Use with Enclosure Nominal Width x Depth		Usable Shelf Dimensions	
			Width	Depth
IPCSS76	700mm x 600mm	inch	21.56	16.00
		mm	548	406
IPCSS78	700mm x 800mm	inch	21.56	23.88
		mm	548	607
IPCSS86	800mm x 600mm	inch	25.15	16.00
		mm	639	406



IPC Fixed Vented Shelf

- For use with IPC Series only (**NOTE:** standard IPC enclosure with window includes 1 Fixed Vented Shelf for top section as standard).
- Vented shelf provides a sturdy shelf while still allowing air flow.
- Comes complete with all mounting hardware.
- Finished in beige.

Part No	Fits IPC Nominal Dimension		Shelf Size (In.)	
	B	C	W	D
IPCFVS76	700	600/800	22.75	18.00
IPCFVS86	800	600	26.25	18.00



IPC Base Inner Panel


- For use with IPC Series only
- Provides electrical panel mounting in bottom compartment of IPC enclosure.
- 12 gauge steel panel.
- Comes complete with all mounting hardware.
- Finished in white.
- Not compatible when using IPC shelves.

Part No	Fits IPC Nominal Dim.		Panel Size (In.)	
	B	C	Ht	Width
IPCBP76	700	600	27.50	22.25
IPCBP78	700	800	27.50	22.25
IPCBP86	800	600	27.50	25.75



Modular Freestanding Enclosures - NEMA 12

Accessories



Fold Down Shelf

- Supports various equipment used temporarily to service/program switchgear inside enclosures.
- Mounts with bolts through doors or sides.
- Weight capacity 100 lbs.
- Finished in beige.

Part No	Work Surface (In.)	
	W	D
FDS1212	12	12
FDS1818	18	18



IME Door Shelf

- Mounts to studs on door or door mount rails (sold separately)...see page 232.
- Can be easily repositioned to various heights, quickly folds up and down.
- Finished in beige.

Part No.		For Use With Nominal Door Width (mm)	Shelf Dimensions	
			Width	Depth
IDS6	inch	600	15.00	14.06
	mm		381	357
IDS7	inch	700, 800, 1000	20.25	14.06
	mm		514	357

Note - subtract 200mm from nominal overall width of IFMD series units to determine main door width (e.g. 1000mm has 800mm door)



Plinth

- Plinths install under enclosure for additional cable entry space or lift access.
- Adds 4" to overall enclosure height.
- 4 corners bolt to enclosure with 4 removable fill panels.
- Not compatible with leveling feet.
- Comes complete with all mounting hardware.
- Two plinths required for IMET, see chart.
- Finished in beige.

Part No	Fits IME/IPC/IFMD Nominal Dimension		IMET (2pc.)
	B	C	B
IPL64	600	400	1200
IPL65	600	500	1200
IPL66	600	600	1200
IPL68	600	800	1200
IPL76	700	600	N/A
IPL78	700	800	N/A
IPL84	800	400	N/A
IPL85	800	500	1600
IPL86	800	600	1600
IPL88	800	800	1600
IPL105	1000	500	2000
IPL106	1000	600	2000
IPL108	1000	800	2000



IME Center Depth Support

- Provides additional support to enclosure or suites of joined enclosures housing heavy panel loads.
- Cannot be mounted where a bridge panel is installed.
- Recommended for IFMD enclosures.
- Packaged in quantities of two.
- Finished in beige.

Part No. (Pair)	Fits Enclosure Depth
IMECDS4	400 mm
IMECDS5	500 mm
IMECDS6	600 mm
IMECDS8	800 mm



Modular Freestanding Enclosures - NEMA 12

Accessories

Modular Freestanding



Master Interlock Kit



Slave Interlock Kit



Slave Interlock Joining Kit

Interlock Hardware

- All kits maintain Type 12 approvals.
- **Master Interlock Kit** - for rightmost enclosure.
- **Slave Interlock Kit** - required for each slave door to be interlocked with master door.
- **Slave Interlock Joining Kit** - interlock rods for all single door cabinet widths (not required for first slave unit)
- Yellow zinc-dichromate plated.
- Not compatible with 2 door units (IMET Series).

Part No.	Description
IMK	Master Interlock Kit (master cabinet only)
ISK16	Slave Interlock Kit for 1600mm high (1 for each slave cabinet)
ISK18	Slave Interlock Kit for 1800mm high (1 for each slave cabinet)
ISK20	Slave Interlock Kit for 2000mm high (1 for each slave cabinet)
ISKJ6¹	Slave Interlock Joining Kit for 600mm wide
ISKJ7¹	Slave Interlock Joining Kit for 700mm wide
ISKJ8¹	Slave Interlock Joining Kit for 800mm wide
ISKJ10¹	Slave Interlock Joining Kit for 1000mm wide

¹ ISKJ only required to join slave unit to slave unit. For side by side slave units, ISKJ width refers to enclosure on right.



Leveling Feet

- Set of 4 leveling feet available in non-skid or standard base.
- 4 leveling feet will support a maximum of 800 lbs.

Part No.	Description
CLFKNS	Non-skid rubber base
CLFK	Standard nylon base



Literature Pocket Kit

- For use as additional or replacement literature pockets.
- Kit includes pocket, high strength two-sided adhesive tape and surface preparation swab.
- Plastic pocket is black.
- Packaged individually.

Part No.	Height	Width	Depth
PKT66	6	6	0.75
PKT99	6	9	0.75
PKT1212	12	12	2.50

Modular Freestanding Enclosures - NEMA 12

Accessories

Modular Freestanding



Remote door switch not included - must be ordered separately.

Light Kit & Accessories

- Light kits are offered in 18", 24" and 48" widths.
- Includes one outlet, features on/off switch.
- Can mount into light mounting channel, bolt through enclosure or by using magnet strip (available separately).
- Door switch available separately for automatic activation (Part No. **FLKDS**).
- T8 fluorescent bulb not included.

Part No.	Description
FLK18T8¹	18" Fluorescent Light Kit
FLK24T8¹	24" Fluorescent Light Kit
FLK48T8¹	48" Fluorescent Light Kit
FLK18MM	Magnet mount for 18" and 24" kit
FLK48MM	Magnet mount for 48" light kit
FLKDS	Remote Door Switch

¹ T8 fluorescent bulb not included



IME Door Support Wheel

- Mounts to studs on door.
- Provides easier closing and extra support when significant weight is mounted on the door.

Part No.	IDSW
----------	------



IME Tamper Resistant Screw Kit

- Replacement screws for side and rear panels.
- Provide added safety and security.
- Package consists of 8 security hex screws and 1 security hex key.
- Please see the chart below to determine how many kits to order.

Part No.	ISPTPKIT
----------	----------

Component	# Screws Req'd	# Kits to Order
Side Panels (Pair)	8	1
Rear Panel (600, 700, 800 mm)	6	1
Rear Panel (1000 mm)	9	2
Rear Panel (1200, 1600 mm)	12	2

Modular Freestanding Enclosures - NEMA 12

Accessories

Modular Freestanding



Caster Assembly - Outside Mounting

- Available in either locking or non-locking format.
- Sold in **pairs** allowing for mix of locking and non-locking on same cabinet.
- Wheels have a diameter of 3.5".
- No drilling required as casters fit into built-in caster mounts.
- Mounts outside integral plinth and adds 4.88" to overall cabinet height.
- Side, front or rear mounting.
- 1000 lb. weight capacity per set of four casters.
- Not recommended for use with 1200 or 1600 mm wide units.

Part No. (Pair)	Description
CCSTL	Locking
CCSTN	Non-Locking



Caster Assembly - Inside Mounting

- Mounts **inside** integral plinth and adds 1.38" to overall cabinet height.
- 1080 lb. load capacity per set of four casters.
- Not recommended for 400 mm deep units.
- Packaged in quantities of four.
- Finished in black.

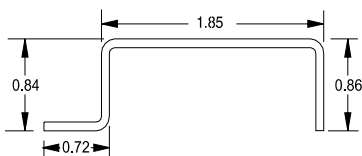
Part No.	Fits Enclosure Nominal Width (mm)
ICST6	600
ICST7	700
ICST8	800
ICST10	1000
ICST12	1200
ICST16	1600



19"/24" Mounting Rails

- Provides 19" rack mounting centers in 600mm wide units and 24" rack mounting centers in 700mm wide units.
- Pairs of rails are available with mounting hardware in zinc plated (ZPL) finishes.
- Tapped rails are made of 10 gauge steel, are tapped 10-32 with full EIA centers.

Combination Rails Tapped (Pair)	Fits Enclosure Height mm	Panel Height Inches	EIA Units
CCR63TZPL	1600	63.00	36
CCR70TZPL	1800	70.00	40
CCR78TZPL	2000	78.75	45



Combination Rails



Modular Freestanding Enclosures - NEMA 12

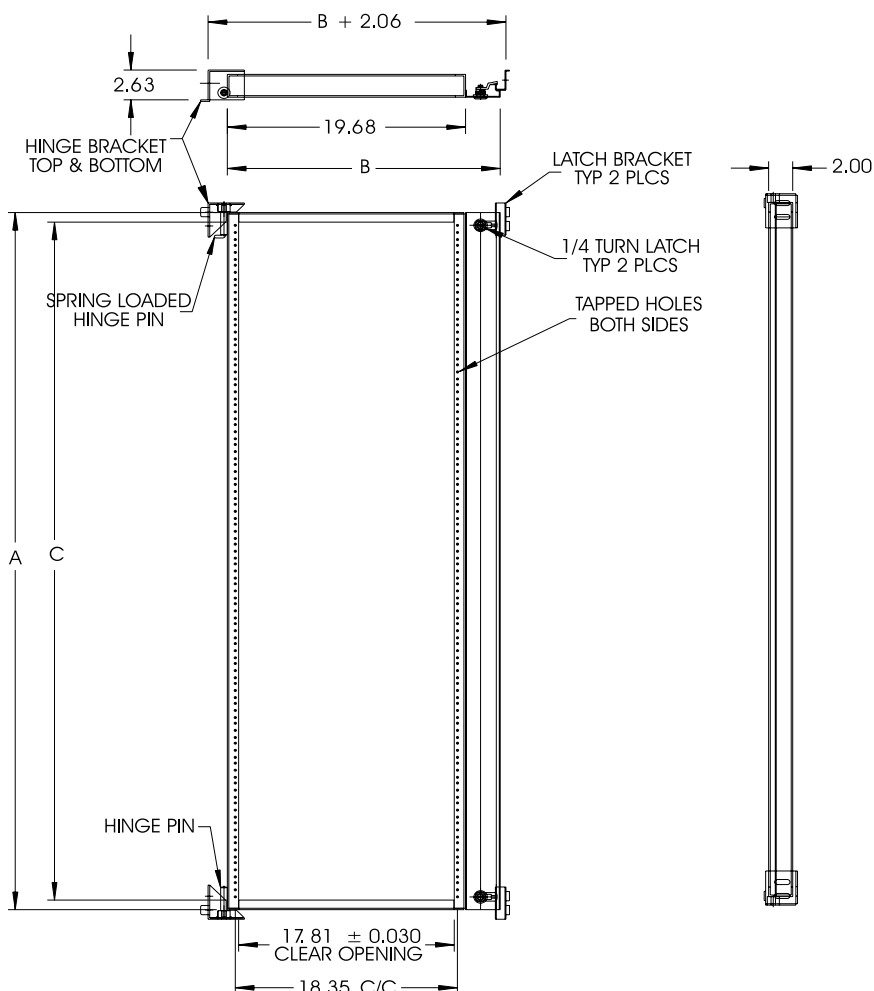

Accessories

Modular Freestanding

IME Series Swing Frame

- Provides 19" rack mounting in IME Series enclosures.
- Available for 700mm wide and 800mm wide cabinets.
- Can be hinged right or left.
- Can be mounted at any depth in the enclosure.
- Simple installation (4 bolts).
- Spring loaded hinge pins.
- Mounting holes tapped 10-32.
- Finished in flat black.

Part No	A	B	C	For Use With
IMESWF167	61.25	22.54	34 U	IME Frame 1600 high x 700
IMESWF168	61.25	26.04	34 U	IME Frame 1600 high x 800
IMESWF187	68.25	22.54	38 U	IME Frame 1800 high x 700
IMESWF188	68.25	26.04	38 U	IME Frame 1800 high x 800
IMESWF207	77.00	22.54	43 U	IME Frame 2000 high x 700
IMESWF208	77.00	26.04	43 U	IME Frame 2000 high x 800



Technical references and DXF downloads available at www.hammfg.com

All dimensions in inches unless specified otherwise

Quality Enclosures. Service Excellence.

Mouser Electronics

Authorized Distributor

Click to View Pricing, Inventory, Delivery & Lifecycle Information:

Hammond:

[IPT86](#) [IPT65](#) [IPT85](#) [IPT64](#) [IPT68](#) [ICST10](#) [ICST16](#) [ICST12](#) [ICST7](#) [ICST8](#) [ICST6](#) [IPT88](#) [IPT66](#) [IPT84](#)