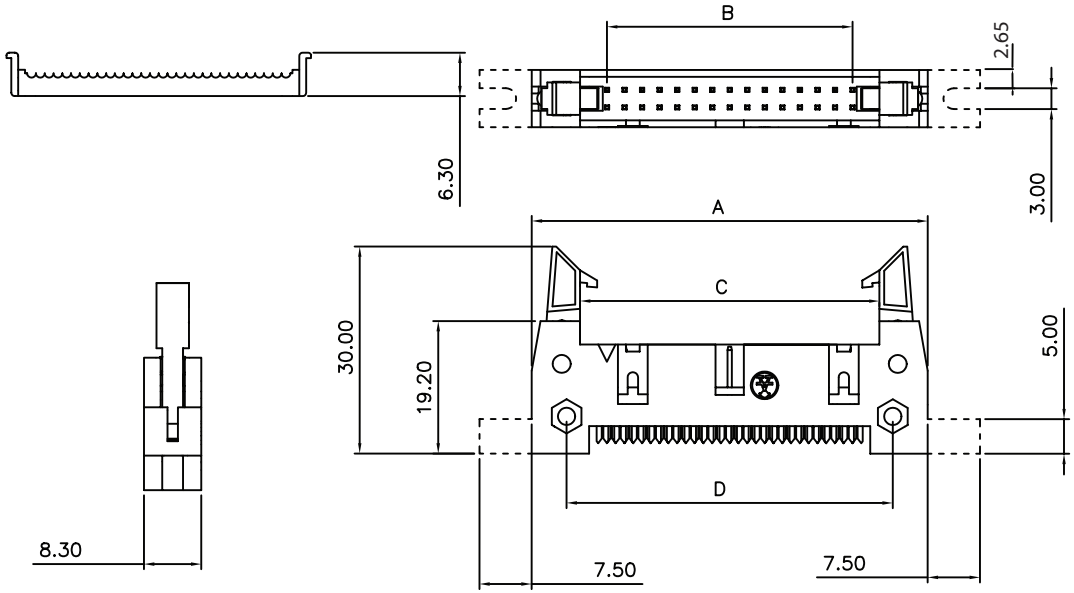

Material: PBT UL94V-0
Contact (material): Copper Alloy
Insulation Resistance: 5000 MΩ Min.
Current rating: 3 AMP
Dielectric Voltage: AC 1000V
Operation Temperature: -40 C to +105C

POSITION	10	14	16	20	24	26
A	31.96	37.10	39.62	44.74	49.82	52.22
B	10.16	15.24	17.78	22.86	27.94	30.48
C	17.96	23.04	25.58	30.66	35.74	38.28
D	21.84	26.92	29.46	34.54	39.62	42.16
E	25.40	30.48	33.02	38.10	43.18	48.26
POSITION	30	34	40	50	60	64
A	57.46	62.52	70.18	82.74	95.68	100.70
B	35.56	40.64	48.26	60.96	73.66	78.74
C	43.58	48.44	56.60	68.76	81.45	86.54
D	46.74	52.32	59.94	72.64	85.34	90.42
E	53.26	58.42	66.04	60.96	73.66	78.74

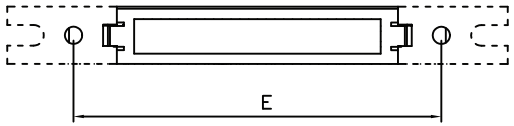

AWHxG-02x2-IDC-R

Latches
0-withoutlatches
2-with short latches
3-with long latches

Number of contacts
10/14/16/20/26/34/40/44/50

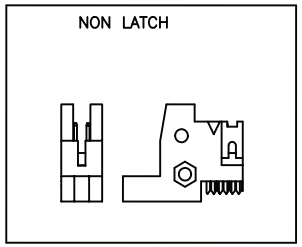

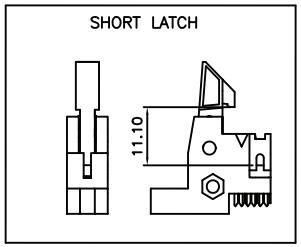

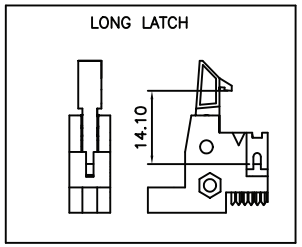

RoHS Complaint

Scale	1:1
TOLERANCE	
X.X	±0.2
X.XX	±0.2
X.XXX	±0.2
Angle	±3°

Modification	Date	Name

		Name
Drawn	07/09/12	Miller
Approved	07/09/12	Warner

ASSMANN WSW components

Item No.
AWHxG-02x2-IDC-R

Title IDC-Socket, Pitch 2.54X2.54mm, Central Lug, Gold Flash

Drawing No.

rev00

Replace

Sheet