

Multilayer Antenna (Dual Band type)

For 1574-1576MHz / 2400-2484MHz

ANT016008LCD1575MA1

1.6x0.8mm [EIA 0603]*

* Dimensions Code JIS[EIA]

Multilayer Antenna

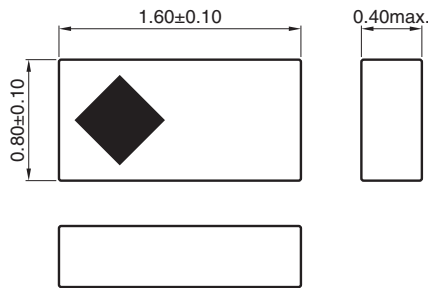
Conformity to RoHS Directive

For 1574-1576MHz / 2400-2484MHz

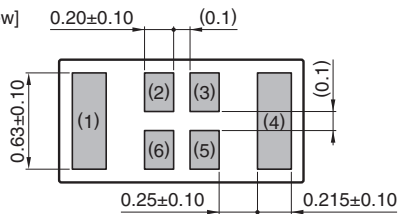
ANT016008LCD1575MA1

SHAPES AND DIMENSIONS

[Top view]



[Bottom view]



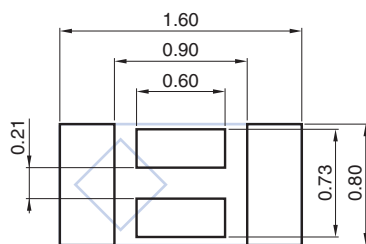
Terminal functions

1	Radiator electrode for GPS
2	Feed point
3	Feed point
4	Radiator electrode for 2.4GHz ISM
5	Feed point
6	Feed point

* Terminal 2, 3, 5 and 6: Connected in inner structure

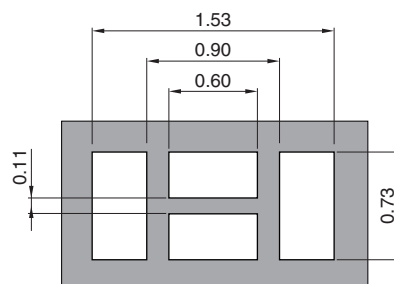
Dimensions in mm

RECOMMENDED LAND PATTERN



Dimensions in mm

SOLDER RESIST PATTERN




Dimensions in mm

○ RoHS Directive Compliant Product: See the following for more details. <https://product.tdk.com/info/en/environment/rohs/index.html>

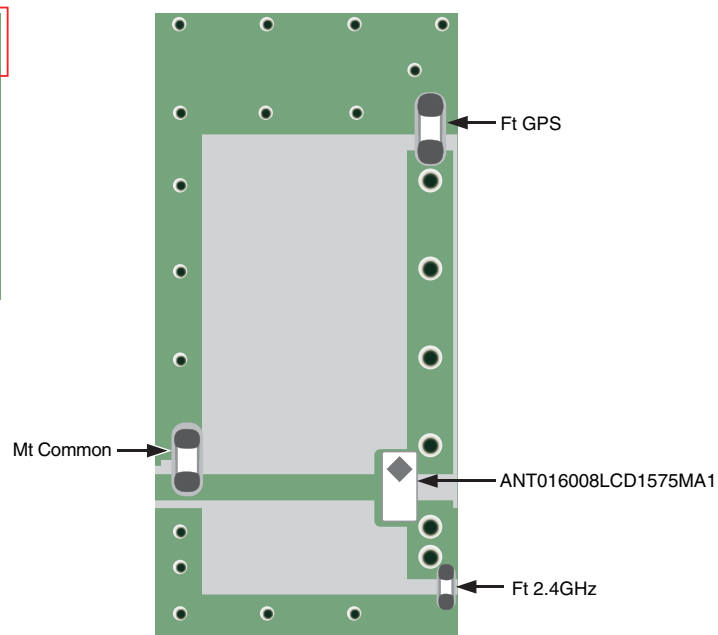
- All specifications are subject to change without notice.
- Before using these products, be sure to request the delivery specifications.

ANT016008LCD1575MA1

EVALUATION BOARD

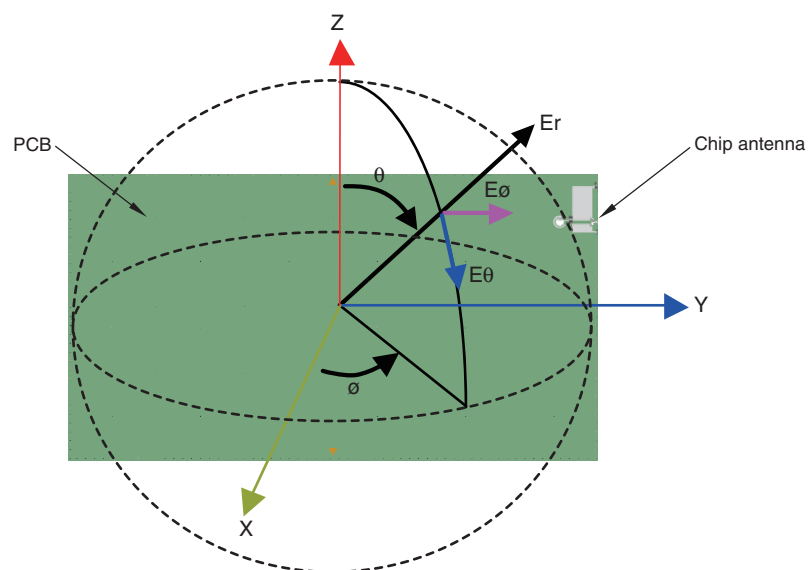


PCB size : 120mm x 65mm x 1mm
Antenna area : 10.5 x 6 mm



	Component P/N
Ft GPS	15pF
Ft 2.4GHz	2.2pF
Mt Common	1.5nH(MHQ1005P1N5B:TDK)

Measurement condition for Radiation Pattern



- All specifications are subject to change without notice.
- Before using these products, be sure to request the delivery specifications.

ANT016008LCD1575MA1

ELECTRICAL CHARACTERISTICS

Item	Frequency Range (MHz)	Min.	Typ.	Max.
VSWR	1574 to 1576	—	1.50	4.0
	2400 to 2484	—	2.50	4.0
Polarization	Linear			
PCB size (mm)	120×65×1.0			
Antenna keep-out area (mm)	10.5×6			
Characteristic Impedance (Ω)	50 (Nominal)			

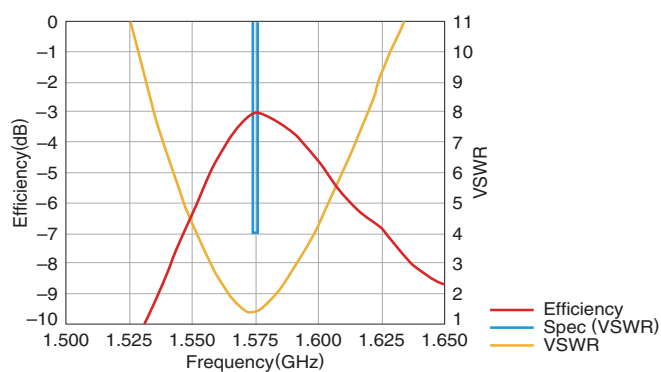
• This is typical antenna performance with the standard PCB.

TEMPERATURE RANGE

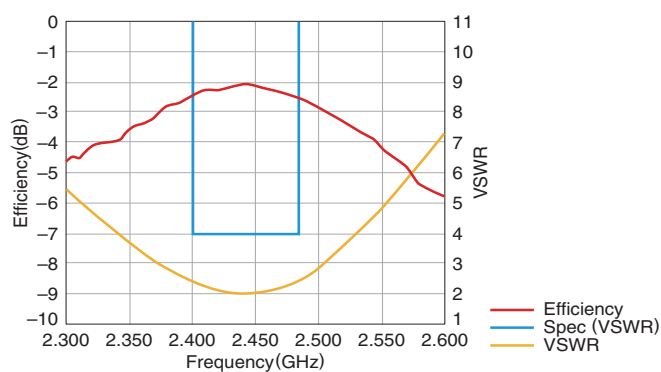
Operating temperature (°C)	Storage temperature (°C)
−40 to +85	−40 to +85

FREQUENCY CHARACTERISTICS

GPS BAND



2.4GHz ISM BAND



• Tested antenna has been soldered. Evaluation board size is 120x65x1 mm.

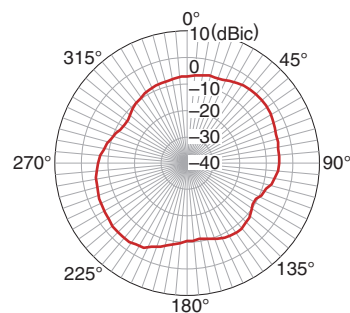
ANT016008LCD1575MA1

■ RADIATION PATTERNS

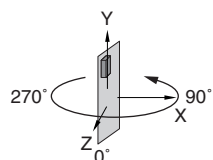
□ GPS BAND

RHCP

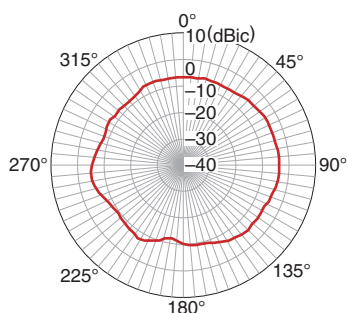
Z-X plane



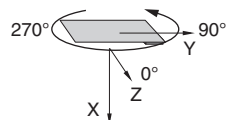
Frequency(GHz)	1.575
Average(dBic)	-6.3
Maximum(dBic)	-2.9
Minimum(dBic)	-12.2



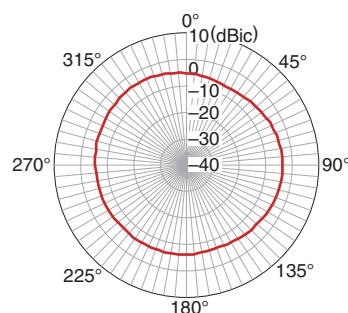
Z-Y plane



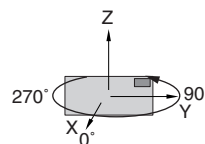
Frequency(GHz)	1.575
Average(dBic)	-6.5
Maximum(dBic)	-3.7
Minimum(dBic)	-12.1



X-Y plane



Frequency(GHz)	1.575
Average(dBic)	-5.3
Maximum(dBic)	-3.7
Minimum(dBic)	-6.7

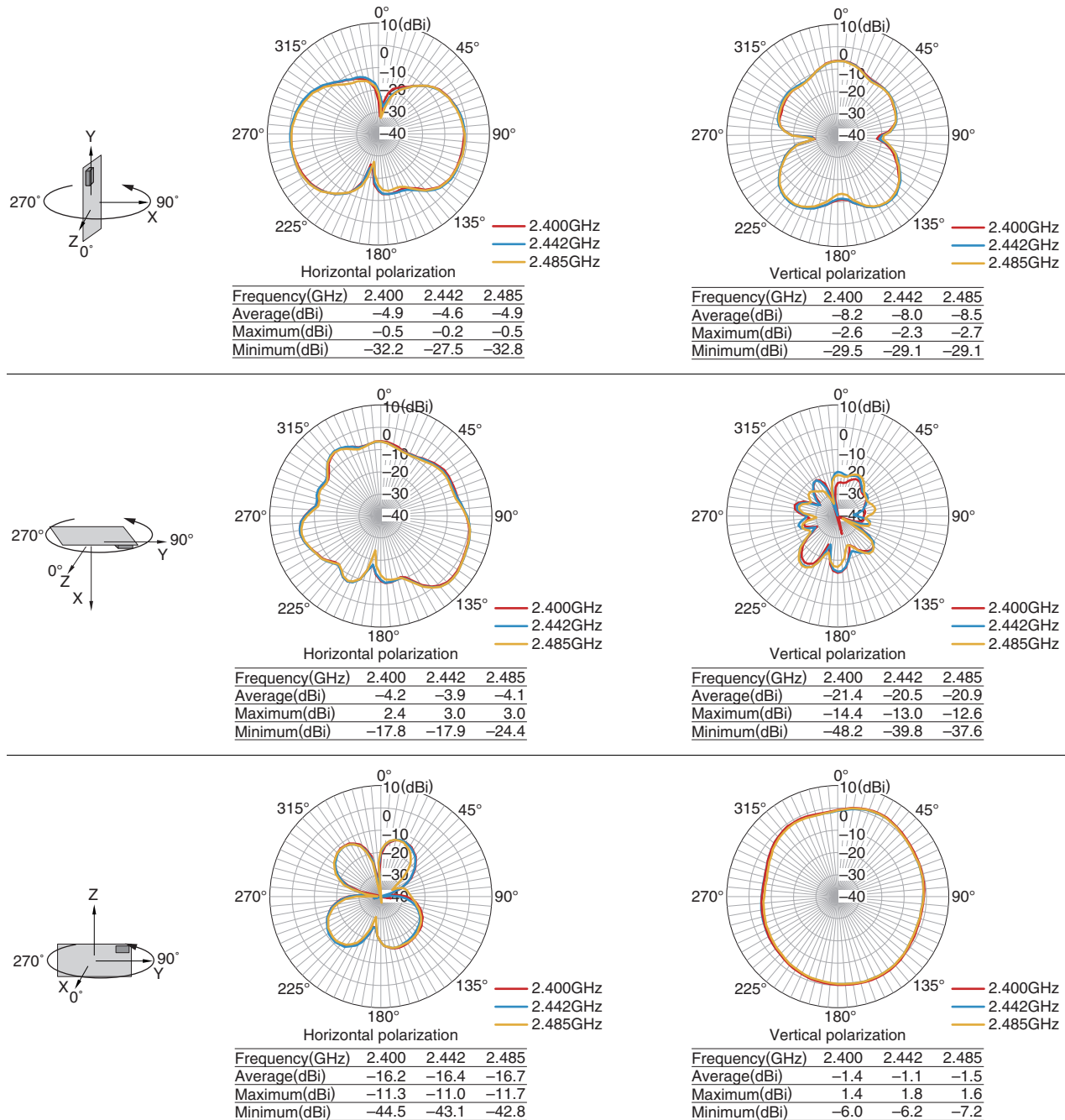


- Tested antenna has been soldered. Evaluation board size is 120×65×1 mm.

ANT016008LCD1575MA1

RADIATION PATTERNS


2.4GHz BAND



• Tested antenna has been soldered. Evaluation board size is 120x65x1 mm.

- All specifications are subject to change without notice.
- Before using these products, be sure to request the delivery specifications.

■ RECOMMENDED REFLOW PROFILE

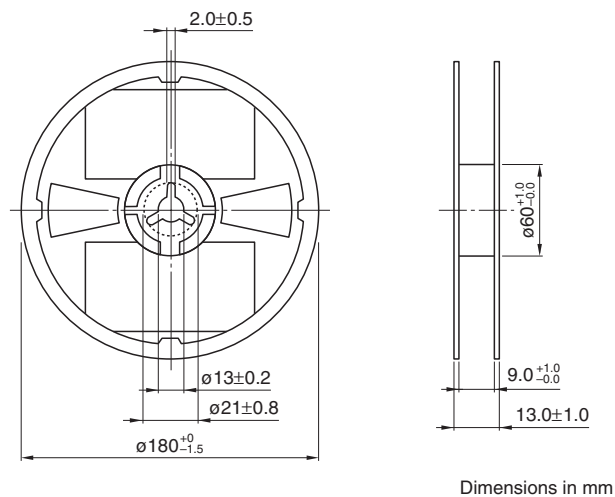


- 20160926 / rf_ant_ant016008lcd1575ma1_summary

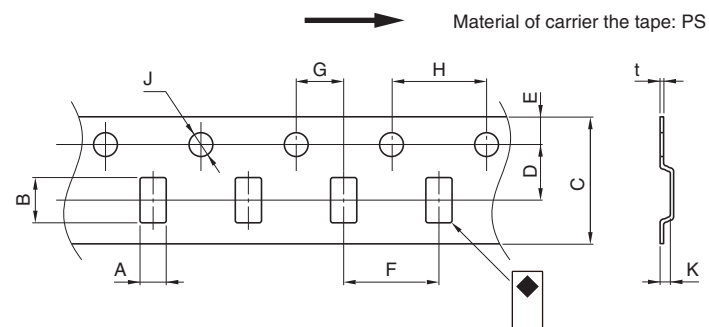
ANT016008LCD1575MA1

■ PACKAGING STYLE

□ REEL DIMENSIONS



□ TAPE DIMENSIONS



Dimensions in mm

A	B	C	D	E	F	G	H	J	K	t
0.97 ± 0.05	1.8 ± 0.05	8.0 ± 0.2	3.5 ± 0.05	1.75 ± 0.1	4.0 ± 0.1	2.0 ± 0.05	4.0 ± 0.1	$1.5 + 0.1/-0$	0.55max.	0.25 ± 0.05

■ PACKAGE QUANTITY

Standard package quantity
(pieces/reel)

4,000

- All specifications are subject to change without notice.
- Before using these products, be sure to request the delivery specifications.

REMINDERS FOR USING THESE PRODUCTS

Before using these products, be sure to request the delivery specifications.

SAFETY REMINDERS

Please pay sufficient attention to the warnings for safe designing when using these products.

REMINDERS

The products listed on this catalog are intended for use in general electronic equipment (AV equipment, telecommunications equipment, home appliances, amusement equipment, computer equipment, personal equipment, office equipment, measurement equipment, industrial robots) under a normal operation and use condition.

The products are not designed or warranted to meet the requirements of the applications listed below, whose performance and/or quality require a more stringent level of safety or reliability, or whose failure, malfunction or trouble could cause serious damage to society, person or property.

Please understand that we are not responsible for any damage or liability caused by use of the products in any of the applications below or for any other use exceeding the range or conditions set forth in this catalog.

- | | |
|---|--|
| (1) Aerospace/Aviation equipment | (8) Public information-processing equipment |
| (2) Transportation equipment (cars, electric trains, ships, etc.) | (9) Military equipment |
| (3) Medical equipment | (10) Electric heating apparatus, burning equipment |
| (4) Power-generation control equipment | (11) Disaster prevention/crime prevention equipment |
| (5) Atomic energy-related equipment | (12) Safety equipment |
| (6) Seabed equipment | (13) Other applications that are not considered general-purpose applications |
| (7) Transportation control equipment | |

When using this product in general-purpose applications, you are kindly requested to take into consideration securing protection circuit/equipment or providing backup circuits, etc., to ensure higher safety.