

PIN Power Inductor RCH-108



Description

- Ferrite drum core construction.
- Magnetically unshielded.
- L × W × H: 10.5 × 10.5 × 8.5mm Max.
- Product weight: 2.4g(Ref.)
- Moisture Sensitivity Level: 1
- RoHS compliance.

Environmental Data

- Operating temperature range: -40°C ~ +100°C (including coil's self temperature rise)
- Storage temperature range: -40°C ~ +100°C

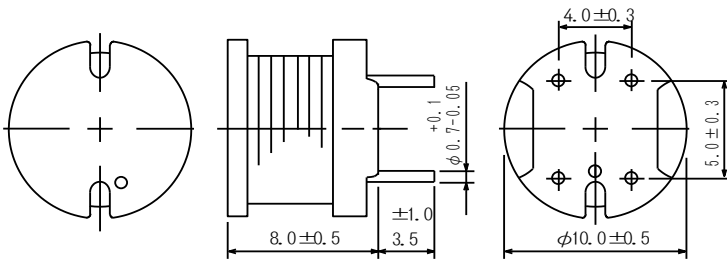
Packaging

- Box packaging.

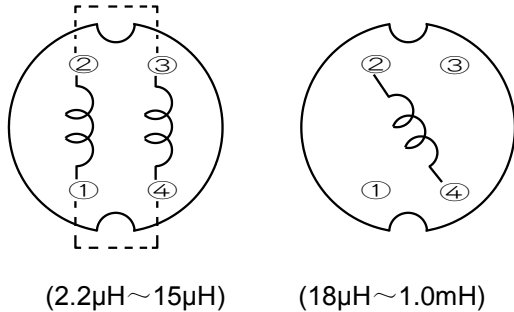
Applications

- Ideally used in Printers, LCD TV, DVD, Copy Machine, Mainboard of the compounding machines etc. as DC-DC Converter inductors.

Dimension - [mm]



Schematics - [mm] (bottom view)





Electrical Characteristics

PART NO.	STAMP	INDUCTANCE [WITHIN] ※1	D. C. R. (Ω) [MAX.] (at 20°C)	RATED CURRENT (A) ※2
RCH108NP-2R2M	2R2M	2.2 μH ± 20 %	8.5m	7.9
RCH108NP-2R7M	2R7M	2.7 μH ± 20 %	9.6m	7.2
RCH108NP-3R7M	3R7M	3.7 μH ± 20 %	10.9	6.3
RCH108NP-4R7M	4R7M	4.7 μH ± 20 %	11.7m	5.7
RCH108NP-6R2M	6R2M	6.2 μH ± 20 %	15.3m	5.3
RCH108NP-8R2M	8R2M	8.2 μH ± 20 %	17.0m	5.0
RCH108NP-100M	100M	10 μH ± 20 %	0.027	4.5
RCH108NP-120M	120M	12 μH ± 20 %	0.031	4.1
RCH108NP-150M	150M	15 μH ± 20 %	0.036	3.7
RCH108NP-180M	180M	18 μH ± 20 %	0.049	3.4
RCH108NP-220M	220M	22 μH ± 20 %	0.055	3.1
RCH108NP-270M	270M	27 μH ± 20 %	0.062	2.8
RCH108NP-330K	330K	33 μH ± 10 %	0.079	2.5
RCH108NP-390K	390K	39 μH ± 10 %	0.087	2.3
RCH108NP-470K	470K	47 μH ± 10 %	0.099	2.1
RCH108NP-560K	560K	56 μH ± 10 %	0.13	1.9
RCH108NP-680K	680K	68 μH ± 10 %	0.14	1.7
RCH108NP-820K	820K	82 μH ± 10 %	0.16	1.6
RCH108NP-101K	101K	100 μH ± 10 %	0.21	1.4
RCH108NP-121K	121K	120 μH ± 10 %	0.24	1.3
RCH108NP-151K	151K	150 μH ± 10 %	0.32	1.2
RCH108NP-181K	181K	180 μH ± 10 %	0.35	1.1
RCH108NP-221K	221K	220 μH ± 10 %	0.45	0.96
RCH108NP-271K	271K	270 μH ± 10 %	0.61	0.87
RCH108NP-331K	331K	330 μH ± 10 %	0.69	0.79
RCH108NP-391K	391K	390 μH ± 10 %	0.78	0.72
RCH108NP-471K	471K	470 μH ± 10 %	1.0	0.66
RCH108NP-561K	561K	560 μH ± 10 %	1.2	0.60
RCH108NP-681K	681K	680 μH ± 10 %	1.4	0.55
RCH108NP-821K	821K	820 μH ± 10 %	1.8	0.50
RCH108NP-102K	102K	1.0mH ± 10 %	2.1	0.45

※1: Inductance measuring condition: 2.2μH~8.2μH at 7.96MHz
10μH~1.0mH at 1kHz

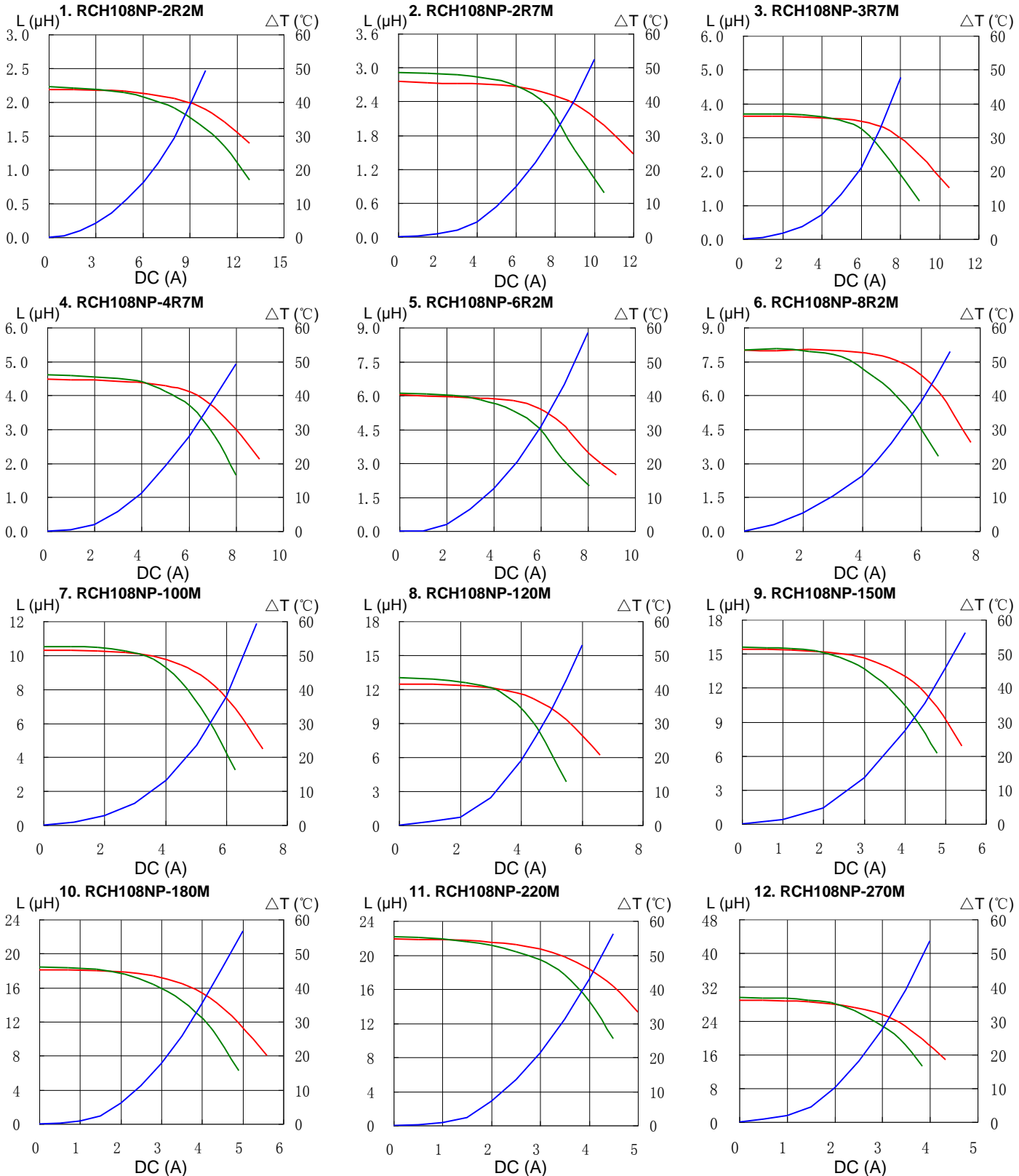
※2: The rated current indicates the lower value of current when the inductance is 10% lower than its initial value at D.C. superposition or the temperature of coil rises 40°C with D.C. current passing. (Ta=20°C)

PIN Power Inductor RCH-108




Saturation Current & Temperature Rise Graph

— L (20°C) — L (100°C) — ΔT

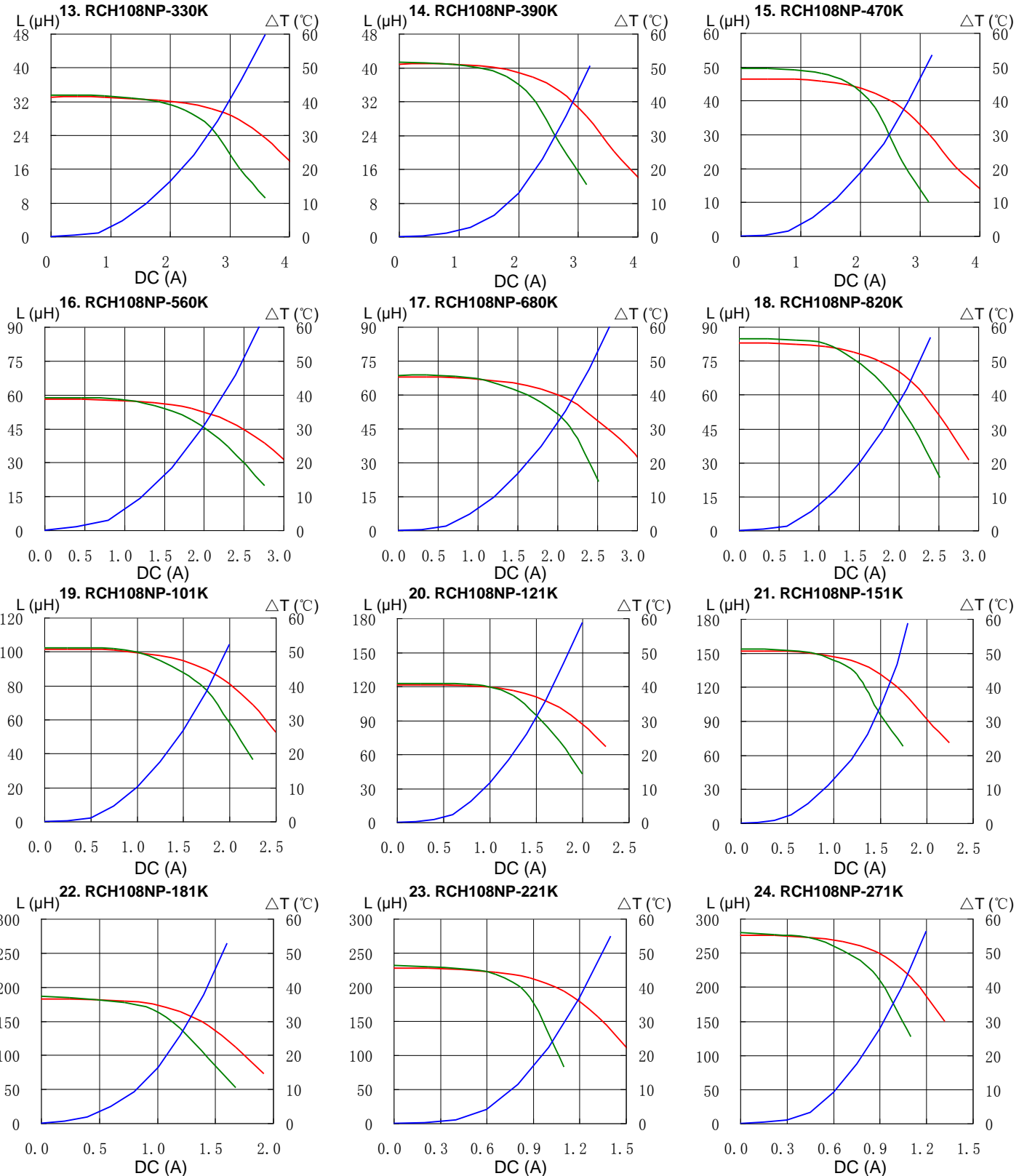


PIN Power Inductor RCH-108



Saturation Current & Temperature Rise Graph

— L (20°C) — L (100°C) — ΔT

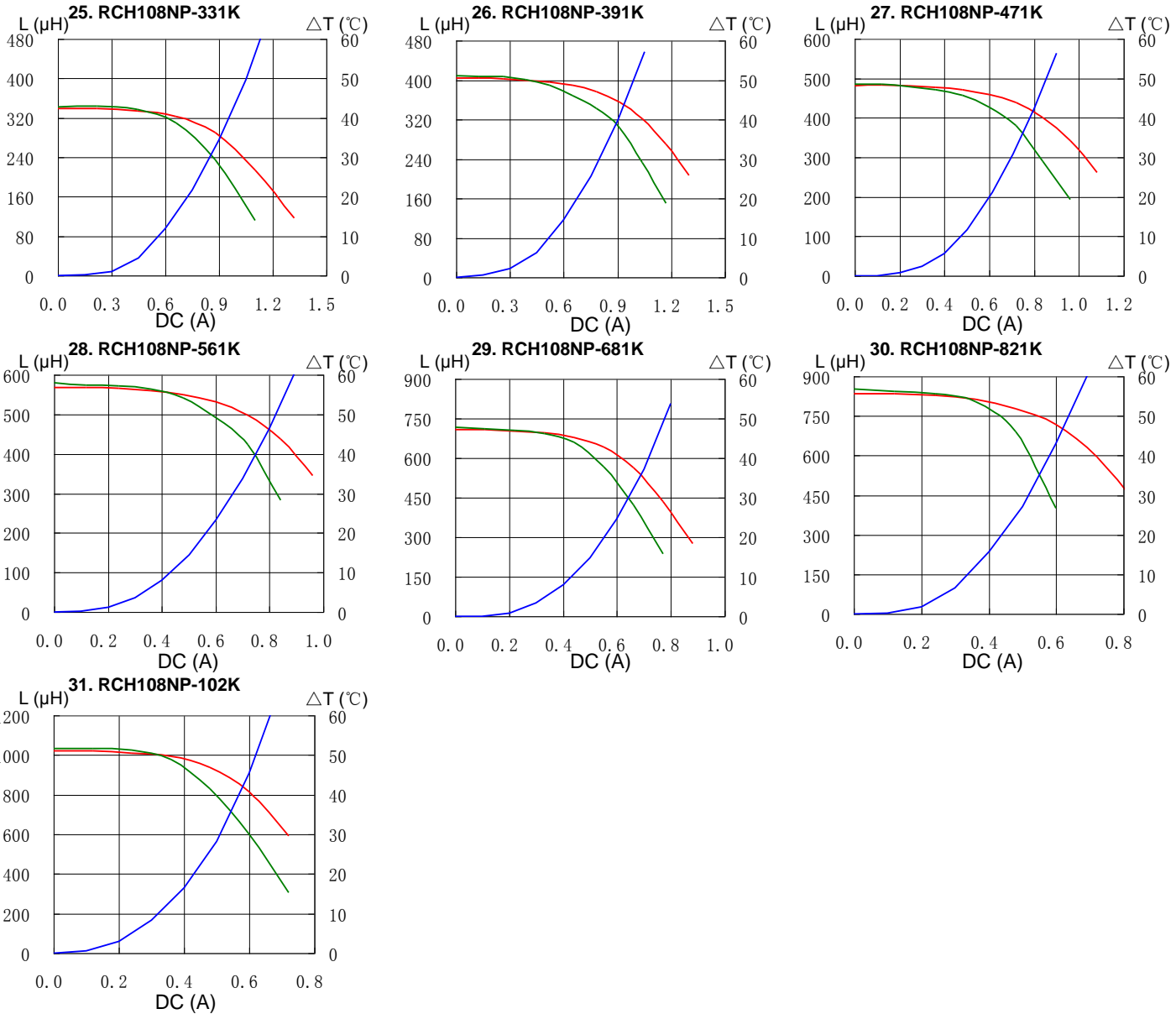


PIN Power Inductor RCH-108



Saturation Current & Temperature Rise Graph

— L (20°C) — L (100°C) — ΔT



Please refer to the sales offices on our website - <http://www.sumida.com>

Hong Kong

Tel.+852-2880-6781
FAX.+852-2565-9600
sales@hk.sumida.com

Saitama(Japan)

Tel.+81-48-691-7300
FAX.+81-48-691-7340
sales@jp.sumida.com

Chicago

Tel.+1-847-545-6700
FAX. +1-847-545-6720
sales@us.sumida.com

Shanghai

Tel.+86-21-5836-3299
FAX.+86-21-5836-3266
shanghai.sales@cn.sumida.com

Seoul

Tel.+82-2-6237-0777
FAX.+82-2-6237-0778
sales@kr.sumida.com

Obernzell

Tel.+49-8591-937-0
FAX. +49-8591-937-103
contact@eu.sumida.com

Shenzhen

Tel.+86-755-8291-0228
FAX.+86-755-8291-0338
shenzhen.sales@cn.sumida.com

Singapore

Tel.+65-6296-3388
FAX.+65-6841-4426
sales@sg.sumida.com

Neumarkt

Tel.+49-9181-4509-110
FAX. +49-9181-4509-310
infocomp@eu.sumida.com

Taipei

Tel.+886-2-8751-2737
FAX.+886-2-8751-2738
sales@tw.sumida.com

San Jose

Tel.+1-408-321-9660
FAX.+1-408-321-9308
sales@us.sumida.com